
**Information technology — Open Systems
Interconnection — The Directory: Models**

*Technologies de l'information — Interconnexion de systèmes ouverts
(OSI) — L'annuaire: Les modèles*

STANDARDSISO.COM : Click to view the full PDF of ISO/IEC 9594-2:2008

PDF disclaimer

This PDF file may contain embedded typefaces. In accordance with Adobe's licensing policy, this file may be printed or viewed but shall not be edited unless the typefaces which are embedded are licensed to and installed on the computer performing the editing. In downloading this file, parties accept therein the responsibility of not infringing Adobe's licensing policy. The ISO Central Secretariat accepts no liability in this area.

Adobe is a trademark of Adobe Systems Incorporated.

Details of the software products used to create this PDF file can be found in the General Info relative to the file; the PDF-creation parameters were optimized for printing. Every care has been taken to ensure that the file is suitable for use by ISO member bodies. In the unlikely event that a problem relating to it is found, please inform the Central Secretariat at the address given below.

STANDARDSISO.COM : Click to view the full PDF of ISO/IEC 9594-2:2008



COPYRIGHT PROTECTED DOCUMENT

© ISO/IEC 2008

All rights reserved. Unless otherwise specified, no part of this publication may be reproduced or utilized in any form or by any means, electronic or mechanical, including photocopying and microfilm, without permission in writing from either ISO at the address below or ISO's member body in the country of the requester.

ISO copyright office
Case postale 56 • CH-1211 Geneva 20
Tel. + 41 22 749 01 11
Fax + 41 22 749 09 47
E-mail copyright@iso.org
Web www.iso.org

Published by ISO in 2009
Published in Switzerland

CONTENTS

	<i>Page</i>
Foreword	viii
Introduction	ix
SECTION 1 – GENERAL	1
1 Scope	1
2 Normative references	2
2.1 Identical Recommendations International Standards	2
2.2 Paired Recommendations International Standards equivalent in technical content.....	2
2.3 Other references.....	3
3 Definitions	3
3.1 Communication definitions	3
3.2 Basic Directory definitions.....	3
3.3 Distributed operation definitions	3
3.4 Replication definitions	3
4 Abbreviations	4
5 Conventions	4
SECTION 2 – OVERVIEW OF THE DIRECTORY MODELS	6
6 Directory Models.....	6
6.1 Definitions.....	6
6.2 The Directory and its users.....	6
6.3 Directory and DSA Information Models	7
6.4 Directory Administrative Authority Model.....	8
SECTION 3 – MODEL OF DIRECTORY USER INFORMATION	9
7 Directory Information Base	9
7.1 Definitions.....	9
7.2 Objects.....	10
7.3 Directory entries	10
7.4 Directory Information Tree (DIT).....	10
8 Directory entries.....	11
8.1 Definitions.....	11
8.2 Overall structure	13
8.3 Object classes.....	14
8.4 Attribute Types.....	16
8.5 Attribute Values.....	16
8.6 Attribute Type Hierarchies.....	16
8.7 Friend attributes.....	17
8.8 Contexts.....	17
8.9 Matching rules.....	18
8.10 Entry collections	21
8.11 Compound entries and families of entries.....	22
9 Names.....	23
9.1 Definitions.....	23
9.2 Names in general	23
9.3 Relative Distinguished Names	23
9.4 Name matching.....	25
9.5 Names returned during operations	25
9.6 Names held as attribute values or used as parameters	25
9.7 Distinguished Names	26
9.8 Alias Names.....	27
10 Hierarchical groups.....	27
10.1 Definitions.....	27
10.2 Hierarchical relationship.....	28
10.3 Sequential ordering of a hierarchical group	28

	<i>Page</i>
SECTION 4 – DIRECTORY ADMINISTRATIVE MODEL.....	30
11 Directory Administrative Authority model.....	30
11.1 Definitions.....	30
11.2 Overview.....	30
11.3 Policy	31
11.4 Specific administrative authorities	31
11.5 Administrative areas and administrative points	32
11.6 DIT Domain policies	34
11.7 DMD policies.....	34
SECTION 5 – MODEL OF DIRECTORY ADMINISTRATIVE AND OPERATIONAL INFORMATION	36
12 Model of Directory Administrative and Operational Information	36
12.1 Definitions.....	36
12.2 Overview.....	36
12.3 Subtrees	37
12.4 Operational attributes.....	39
12.5 Entries	40
12.6 Subentries.....	40
12.7 Information model for collective attributes	41
12.8 Information model for context defaults.....	42
SECTION 6 – THE DIRECTORY SCHEMA.....	43
13 Directory Schema	43
13.1 Definitions.....	43
13.2 Overview.....	43
13.3 Object class definition.....	45
13.4 Attribute type definition	46
13.5 Matching rule definition	49
13.6 Relaxations and tightenings.....	51
13.7 DIT structure definition	57
13.8 DIT content rule definition.....	59
13.9 Context type definition.....	61
13.10 DIT Context Use definition.....	62
13.11 Friends definition	63
14 Directory System Schema	63
14.1 Overview.....	63
14.2 System schema supporting the administrative and operational information model	64
14.3 System schema supporting the administrative model	64
14.4 System schema supporting general administrative and operational requirements.....	65
14.5 System schema supporting access control	67
14.6 System schema supporting the collective attribute model	67
14.7 System schema supporting context assertion defaults	68
14.8 System schema supporting the service administration model.....	68
14.9 System schema supporting hierarchical groups.....	68
14.10 Maintenance of system schema	69
14.11 System schema for first-level subordinates.....	70
15 Directory schema administration	70
15.1 Overview.....	70
15.2 Policy objects.....	70
15.3 Policy parameters.....	70
15.4 Policy procedures.....	71
15.5 Subschema modification procedures	71
15.6 Entry addition and modification procedures.....	72
15.7 Subschema policy attributes	72

	<i>Page</i>
SECTION 7 – DIRECTORY SERVICE ADMINISTRATION	78
16 Service Administration Model.....	78
16.1 Definitions.....	78
16.2 Service-type/user-class model.....	78
16.3 Service-specific administrative areas.....	79
16.4 Introduction to search-rules.....	80
16.5 Subfilters.....	80
16.6 Filter requirements	81
16.7 Attribute information selection based on search-rules.....	81
16.8 Access control aspects of search-rules	81
16.9 Contexts aspects of search-rules.....	82
16.10 Search-rule specification	82
16.11 Matching restriction definition.....	90
16.12 Search-validation function	90
SECTION 8 – SECURITY	91
17 Security model.....	91
17.1 Definitions.....	91
17.2 Security policies	91
17.3 Protection of Directory operations	92
18 Basic Access Control	93
18.1 Scope and application	93
18.2 Basic Access Control model.....	93
18.3 Access control administrative areas	95
18.4 Representation of Access Control Information	98
18.5 ACI operational attributes.....	103
18.6 Protecting the ACI.....	104
18.7 Access control and Directory operations.....	104
18.8 Access Control Decision Function.....	104
18.9 Simplified Access Control	106
19 Rule-based Access Control.....	106
19.1 Scope and application	106
19.2 Rule-based Access Control model	107
19.3 Access control administrative areas	107
19.4 Security Label.....	107
19.5 Clearance.....	109
19.6 Access Control and Directory operations	109
19.7 Access Control Decision Function.....	110
19.8 Use of Rule-based and Basic Access Control.....	110
20 Data Integrity in Storage	110
20.1 Introduction	110
20.2 Protection of an Entry or Selected Attribute Types.....	110
20.3 Context for Protection of a Single Attribute Value.....	112
SECTION 9 – DSA MODELS.....	113
21 DSA Models.....	113
21.1 Definitions.....	113
21.2 Directory Functional Model	113
21.3 Directory Distribution Model	114

	<i>Page</i>
SECTION 10 – DSA INFORMATION MODEL.....	116
22 Knowledge.....	116
22.1 Definitions.....	116
22.2 Introduction.....	116
22.3 Knowledge References.....	117
22.4 Minimum Knowledge.....	119
22.5 First Level DSAs.....	120
23 Basic Elements of the DSA Information Model.....	120
23.1 Definitions.....	120
23.2 Introduction.....	120
23.3 DSA Specific Entries and their Names.....	121
23.4 Basic Elements.....	122
24 Representation of DSA Information.....	124
24.1 Representation of Directory User and Operational Information.....	124
24.2 Representation of Knowledge References.....	125
24.3 Representation of Names and Naming Contexts.....	131
SECTION 11 – DSA OPERATIONAL FRAMEWORK.....	133
25 Overview.....	133
25.1 Definitions.....	133
25.2 Introduction.....	133
26 Operational bindings.....	133
26.1 General.....	133
26.2 Application of the operational framework.....	134
26.3 States of cooperation.....	135
27 Operational binding specification and management.....	136
27.1 Operational binding type specification.....	136
27.2 Operational binding management.....	137
27.3 Operational binding specification templates.....	137
28 Operations for operational binding management.....	139
28.1 Application-context definition.....	139
28.2 Establish Operational Binding operation.....	140
28.3 Modify Operational Binding operation.....	142
28.4 Terminate Operational Binding operation.....	143
28.5 Operational Binding Error.....	144
28.6 Operational Binding Management Bind and Unbind.....	145
Annex A – Object identifier usage.....	146
Annex B – Information Framework in ASN.1.....	149
Annex C – SubSchema Administration Schema in ASN.1.....	159
Annex D – Service Administration in ASN.1.....	163
Annex E – Basic Access Control in ASN.1.....	167
Annex F – DSA Operational Attribute Types in ASN.1.....	171
Annex G – Operational Binding Management in ASN.1.....	174
Annex H – Enhanced security.....	178
Annex I – The Mathematics of Trees.....	181
Annex J – Name Design Criteria.....	182

	<i>Page</i>
Annex K – Examples of various aspects of schema	184
K.1 Example of an attribute hierarchy	184
K.2 Example of a subtree specification	184
K.3 Schema specification	185
K.4 DIT content rules	186
K.5 DIT context use	187
Annex L – Overview of basic access control permissions	188
L.1 Introduction	188
L.2 Permissions required for operations	188
L.3 Permissions affecting error	189
L.4 Entry level permissions	189
L.5 Entry level permissions	190
Annex M – Examples of access control	192
M.1 Introduction	192
M.2 Design principles for Basic Access Control	192
M.3 Introduction to example	192
M.4 Policy affecting the definition of specific and inner areas	193
M.5 Policy affecting the definition of DACDs	195
M.6 Policy expressed in prescriptive ACI attributes	197
M.7 Policy expressed in subentry ACI attributes	202
M.8 Policy expressed in entry ACI attributes	203
M.9 ACDF examples	204
M.10 Rule-based Access Control	206
Annex N – DSE type combinations	207
Annex O – Modelling of knowledge	209
Annex P – Names held as attribute values or used as parameters	214
Annex Q – Subfilters	215
Annex R – Compound entry name patterns and their use	216
Annex S – Naming concepts and considerations	218
S.1 History tells us	218
S.2 A new look at name resolution	218
Annex T – Alphabetical index of definitions	224
Annex U – Amendments and corrigenda	226

Foreword

ISO (the International Organization for Standardization) and IEC (the International Electrotechnical Commission) form the specialized system for worldwide standardization. National bodies that are members of ISO or IEC participate in the development of International Standards through technical committees established by the respective organization to deal with particular fields of technical activity. ISO and IEC technical committees collaborate in fields of mutual interest. Other international organizations, governmental and non-governmental, in liaison with ISO and IEC, also take part in the work. In the field of information technology, ISO and IEC have established a joint technical committee, ISO/IEC JTC 1.

International Standards are drafted in accordance with the rules given in the ISO/IEC Directives, Part 2.

The main task of the joint technical committee is to prepare International Standards. Draft International Standards adopted by the joint technical committee are circulated to national bodies for voting. Publication as an International Standard requires approval by at least 75 % of the national bodies casting a vote.

Attention is drawn to the possibility that some of the elements of this document may be the subject of patent rights. ISO and IEC shall not be held responsible for identifying any or all such patent rights.

ISO/IEC 9594-2:2008 was prepared by Joint Technical Committee ISO/IEC JTC 1, *Information technology*, Subcommittee SC 6, *Telecommunications and information exchange between systems*, in collaboration with ITU-T. The identical text is published as ITU-T Rec. X.501 (11/2008).

This sixth edition of ISO/IEC 9594-2 constitutes a technical revision of ISO/IEC 9594-2:2005, which has been provisionally retained to maintain alignment with ITU-T Rec. X.501 (08/2005).

ISO/IEC 9594 consists of the following parts, under the general title *Information technology — Open Systems Interconnection — The Directory*:

- *Part 1: Overview of concepts, models and services*
- *Part 2: Models*
- *Part 3: Abstract service definition*
- *Part 4: Procedures for distributed operation*
- *Part 5: Protocol specifications*
- *Part 6: Selected attribute types*
- *Part 7: Selected object classes*
- *Part 8: Public-key and attribute certificate frameworks*
- *Part 9: Replication*
- *Part 10: Use of systems management for administration of the Directory*

Introduction

This Recommendation | International Standard, together with the other Recommendations | International Standards, has been produced to facilitate the interconnection of information processing systems to provide directory services. A set of such systems, together with the directory information that they hold, can be viewed as an integrated whole, called the *Directory*. The information held by the Directory, collectively known as the Directory Information Base (DIB), is typically used to facilitate communication between, with or about objects such as application entities, people, terminals and distribution lists.

The Directory plays a significant role in Open Systems Interconnection, whose aim is to allow, with a minimum of technical agreement outside of the interconnection standards themselves, the interconnection of information processing systems:

- from different manufacturers;
- under different managements;
- of different levels of complexity; and
- of different ages.

This Recommendation | International Standard provides a number of different models for the Directory as a framework for the other Recommendations in the ITU-T X.500 series | parts of ISO/IEC 9594. The models are the overall (functional) model; the administrative authority model, generic Directory Information Models providing Directory User and Administrative User views on Directory information, generic DSA and DSA information models, an Operational Framework and a security model.

The generic Directory Information Models describe, for example, how information about objects is grouped to form Directory entries for those objects and how that information provides names for objects.

The generic DSA and DSA information models and the Operational Framework provide support for Directory distribution.

This Recommendation | International Standard provides a specialization of the generic Directory Information Models to support Directory Schema administration.

This Recommendation | International Standard provides the foundation frameworks upon which industry profiles can be defined by other standards groups and industry forums. Many of the features defined as optional in these frameworks may be mandated for use in certain environments through profiles. This sixth edition technically revises and enhances, but does not replace, the fifth edition of this Recommendation | International Standard. Implementations may still claim conformance to the fifth edition. However, at some point, the fifth edition will not be supported (i.e., reported defects will no longer be resolved). It is recommended that implementations conform to this sixth edition as soon as possible.

This sixth edition specifies versions 1 and 2 of the Directory protocols.

The first and second editions specified only version 1. Most of the services and protocols specified in this edition are designed to function under version 1. However, some enhanced services and protocols, e.g., signed errors, will not function unless all Directory entities involved in the operation have negotiated version 2. Whichever version has been negotiated, differences between the services and between the protocols defined in the six editions, except for those specifically assigned to version 2, are accommodated using the rules of extensibility defined in ITU-T Rec. X.519 | ISO/IEC 9594-5.

Annex A, which is an integral part of this Recommendation | International Standard, summarizes the usage of ASN.1 object identifiers in the ITU-T X.500-series Recommendations | parts of ISO/IEC 9594.

Annex B, which is an integral part of this Recommendation | International Standard, provides the ASN.1 module which contains all of the definitions associated with the information framework.

Annex C, which is an integral part of this Recommendation | International Standard, provides the subschema administration schema in ASN.1.

Annex D, which is an integral part of this Recommendation | International Standard, provides the ASN.1 module for Service Administration.

Annex E, which is an integral part of this Recommendation | International Standard, provides the ASN.1 module for Basic Access Control.

Annex F, which is an integral part of this Recommendation | International Standard, provides the ASN.1 module which contains all the definitions associated with DSA operational attribute types.

Annex G, which is an integral part of this Recommendation | International Standard, provides the ASN.1 module which contains all the definitions associated with operational binding management operations.

Annex H, which is an integral part of this Recommendation | International Standard, provides the ASN.1 module which contains all the definitions associated with enhanced security.

Annex I, which is not an integral part of this Recommendation | International Standard, summarizes the mathematical terminology associated with tree structures.

Annex J, which is not an integral part of this Recommendation | International Standard, describes some criteria that can be considered in designing names.

Annex K, which is not an integral part of this Recommendation | International Standard, provides some examples of various aspects of Schema.

Annex L, which is not an integral part of this Recommendation | International Standard, provides an overview of the semantics associated with Basic Access Control permissions.

Annex M, which is not an integral part of this Recommendation | International Standard, provides an extended example of the use of Basic Access Control.

Annex N, which is not an integral part of this Recommendation | International Standard, describes some DSA specific entry combinations.

Annex O, which is not an integral part of this Recommendation | International Standard, provides a framework for the modelling of knowledge.

Annex P, which is not an integral part of this Recommendation | International Standard, describes criteria on whether a name can be an alternative distinguished name or the primary distinguished name, whether it can contain alternative values, and whether it can include context information.

Annex Q, which is not an integral part of this Recommendation | International Standard, describes the concept of subfilters.

Annex R, which is not an integral part of this Recommendation | International Standard, describes recommendations and examples on how family members can be named.

Annex S, which is not an integral part of this Recommendation | International Standard, gives an introduction to Naming Concepts and Considerations.

Annex T, which is not an integral part of this Recommendation | International Standard, lists alphabetically the terms defined in this Recommendation | International Standard.

Annex U, which is not an integral part of this Recommendation | International Standard, lists the amendments and defect reports that have been incorporated to form this edition of this Recommendation | International Standard.

STANDARDSISO.COM : Click to view the full PDF of ISO/IEC 9594-2:2008

STANDARDSISO.COM : Click to view the full PDF of ISO/IEC 9594-2:2008

**INTERNATIONAL STANDARD
ITU-T RECOMMENDATION**

**Information technology – Open Systems Interconnection –
The Directory: Models**

SECTION 1 – GENERAL

1 Scope

The models defined in this Recommendation | International Standard provide a conceptual and terminological framework for the other ITU-T X.500-series Recommendations | parts of ISO/IEC 9594 which define various aspects of the Directory.

The functional and administrative authority models define ways in which the Directory can be distributed, both functionally and administratively. Generic DSA and DSA information models and an Operational Framework are also provided to support Directory distribution.

The generic Directory Information Models describe the logical structure of the DIB from the perspective of Directory and Administrative Users. In these models, the fact that the Directory is distributed, rather than centralized, is not visible.

This Recommendation | International Standard provides a specialization of the generic Directory Information Models to support Directory Schema administration.

The other ITU-T Recommendations in the X.500 series | parts of ISO/IEC 9594 make use of the concepts defined in this Recommendation | International Standard to define specializations of the generic information and DSA models to provide specific information, DSA and operational models supporting particular directory capabilities (e.g., Replication):

- a) the service provided by the Directory is described (in ITU-T Rec. X.511 | ISO/IEC 9594-3) in terms of the concepts of the information framework: this allows the service provided to be somewhat independent of the physical distribution of the DIB;
- b) the distributed operation of the Directory is specified (in ITU-T Rec. X.518 | ISO/IEC 9594-4) so as to provide that service, and therefore maintain that logical information structure, given that the DIB is in fact highly distributed;
- c) replication capabilities offered by the component parts of the Directory to improve overall Directory performance are specified (in ITU-T Rec. X.525 | ISO/IEC 9594-9).

The security model establishes a framework for the specification of access control mechanisms. It provides a mechanism for identifying the access control scheme in effect in a particular portion of the DIT, and it defines three flexible, specific access control schemes which are suitable for a wide variety of applications and styles of use. The security model also provides a framework for protecting the confidentiality and integrity of directory operations using mechanisms such as encryption and digital signatures. This makes use of the framework for authentication defined in ITU-T Rec. X.509 | ISO/IEC 9594-8 as well as generic upper layers security tools defined in ITU-T Rec. X.830 | ISO/IEC 11586-1.

DSA models establish a framework for the specification of the operation of the components of the Directory. Specifically:

- a) the Directory functional model describes how the Directory is manifested as a set of one or more components, each being a DSA;
- b) the Directory distribution model describes the principals according to which the DIB entries and entry-copies may be distributed among DSAs;
- c) the DSA information model describes the structure of the Directory user and operational information held in a DSA;
- d) the DSA operational framework describes the means by which the definition of specific forms of cooperation between DSAs to achieve particular objectives (e.g., shadowing) is structured.

2 Normative references

The following Recommendations and International Standards contain provisions which, through reference in this text, constitute provisions of this Recommendation | International Standard. At the time of publication, the editions indicated were valid. All Recommendations and Standards are subject to revision, and parties to agreements based on this Recommendation | International Standard are encouraged to investigate the possibility of applying the most recent edition of the Recommendations and Standards listed below. Members of IEC and ISO maintain registers of currently valid International Standards. The Telecommunication Standardization Bureau of the ITU maintains a list of currently valid ITU-T Recommendations.

2.1 Identical Recommendations | International Standards

- ITU-T Recommendation X.200 (1994) | ISO/IEC 7498-1:1994, *Information technology – Open Systems Interconnection – Basic Reference Model: The Basic Model.*
- ITU-T Recommendation X.500 (2008) | ISO/IEC 9594-1:2008, *Information technology – Open Systems Interconnection – The Directory: Overview of concepts, models and services.*
- ITU-T Recommendation X.509 (2008) | ISO/IEC 9594-8:2008, *Information technology – Open Systems Interconnection – The Directory: Public-key and attribute certificate frameworks.*
- ITU-T Recommendation X.511 (2008) | ISO/IEC 9594-3:2008, *Information technology – Open Systems Interconnection – The Directory: Abstract service definition.*
- ITU-T Recommendation X.518 (2008) | ISO/IEC 9594-4:2008, *Information technology – Open Systems Interconnection – The Directory: Procedures for distributed operation.*
- ITU-T Recommendation X.519 (2008) | ISO/IEC 9594-5:2008, *Information technology – Open Systems Interconnection – The Directory: Protocol specifications.*
- ITU-T Recommendation X.520 (2008) | ISO/IEC 9594-6:2008, *Information technology – Open Systems Interconnection – The Directory: Selected attribute types.*
- ITU-T Recommendation X.521 (2008) | ISO/IEC 9594-7:2008, *Information technology – Open Systems Interconnection – The Directory: Selected object classes.*
- ITU-T Recommendation X.525 (2008) | ISO/IEC 9594-9:2008, *Information technology – Open Systems Interconnection – The Directory: Replication.*
- ITU-T Recommendation X.530 (2008) | ISO/IEC 9594-10:2008, *Information technology – Open Systems Interconnection – The Directory: Use of systems management for administration of the Directory.*
- ITU-T Recommendation X.660 (2008) | ISO/IEC 9834-1:2008, *Information technology – Open Systems Interconnection – Procedures for the operation of OSI Registration Authorities: General procedures and top arcs of the ASN.1 Object Identifier tree.*
- ITU-T Recommendation X.680 (2008) | ISO/IEC 8824-1:2008, *Information technology – Abstract Syntax Notation One (ASN.1): Specification of basic notation.*
- ITU-T Recommendation X.681 (2008) | ISO/IEC 8824-2:2008, *Information technology – Abstract Syntax Notation One (ASN.1): Information object specification.*
- ITU-T Recommendation X.682 (2008) | ISO/IEC 8824-3:2008, *Information technology – Abstract Syntax Notation One (ASN.1): Constraint specification.*
- ITU-T Recommendation X.683 (2008) | ISO/IEC 8824-4:2008, *Information technology – Abstract Syntax Notation One (ASN.1): Parameterization of ASN.1 specifications.*
- ITU-T Recommendation X.811 (1995) | ISO/IEC 10181-2:1996, *Information technology – Open Systems Interconnection – Security frameworks for open systems: Authentication framework.*
- ITU-T Recommendation X.812 (1995) | ISO/IEC 10181-3:1996, *Information technology – Open Systems Interconnection – Security frameworks for open systems – Access control framework.*
- ITU-T Recommendation X.813 (1996) | ISO/IEC 10181-4:1997, *Information technology – Open Systems Interconnection – Security frameworks for open systems – Non-repudiation framework.*

2.2 Paired Recommendations | International Standards equivalent in technical content

- CCITT Recommendation X.800 (1991), *Security architecture for Open Systems Interconnection for CCITT applications.*
ISO 7498-2:1989, *Information processing systems – Open Systems Interconnection – Basic Reference Model – Part 2: Security Architecture.*

2.3 Other references

- IETF RFC 4510 (2006), *Lightweight Directory Access Protocol (LDAP): Technical Specification Road Map*.

3 Definitions

For the purposes of this Recommendation | International Standard, the following definitions apply.

3.1 Communication definitions

The following terms are defined in ITU-T Rec. X.519 | ISO/IEC 9594-5:

- a) *application-context*;
- b) *application-entity*;
- c) *application process*.

3.2 Basic Directory definitions

The following terms are defined in ITU-T Rec. X.500 | ISO/IEC 9594-1:

- a) *Directory*;
- b) *Directory Access Protocol*;
- c) *Directory Information Base*;
- d) *Directory Operational Binding Management Protocol*;
- e) *Directory System Protocol*;
- f) *(Directory) user*.

3.3 Distributed operation definitions

The following terms are defined in ITU-T Rec. X.518 | ISO/IEC 9594-4:

- a) *access point*;
- b) *hierarchical operational binding*;
- c) *name resolution*;
- d) *non-specific hierarchical operational binding*;
- e) *relevant hierarchical operational binding*.

3.4 Replication definitions

The following terms are defined in ITU-T Rec. X.525 | ISO/IEC 9594-9:

- a) *cache-copy*;
- b) *consumer reference*;
- c) *entry-copy*;
- d) *master DSA*;
- e) *primary shadowing*;
- f) *replicated area*;
- g) *replication*;
- h) *secondary shadowing*;
- i) *shadow consumer*;
- j) *shadow supplier*;
- k) *Shadowed DSA Specific Entry*;
- l) *shadowing*;
- m) *supplier reference*.

The definitions of terms defined in this Recommendation | International Standard are included at the beginning of individual clauses, as appropriate. An index of these terms is provided in Annex T for easy reference.

4 Abbreviations

For the purposes of this Recommendation | International Standard, the following abbreviations apply.

ACDF	Access Control Decision Function
ACI	Access Control Information
ACIA	Access Control Inner Area
ACSA	Access Control Specific Area
ADDMD	Administration Directory Management Domain
ASN.1	Abstract Syntax Notation One
AVA	Attribute Value Assertion
BER	(ASN.1) Basic Encoding Rules
DACD	Directory Access Control Domain
DAP	Directory Access Protocol
DIB	Directory Information Base
DISP	Directory Information Shadowing Protocol
DIT	Directory Information Tree
DMD	Directory Management Domain
DMO	Domain Management Organization
DOP	Directory Operational Binding Management Protocol
DSA	Directory System Agent
DSE	DSA Specific Entry
DSP	Directory System Protocol
DUA	Directory User Agent
HOB	Hierarchical Operational Binding
LDAP	Lightweight Directory Access Protocol
NHOB	Non-specific Hierarchical Operational Binding
NSSR	Non-Specific Subordinate Reference
PRDMD	Private Directory Management Domain
RDN	Relative Distinguished Name
RHOB	Relevant Hierarchical Operational Binding (a HOB or NHOB, as appropriate)
SDSE	Shadowed DSE

5 Conventions

The term "Directory Specification" (as in "this Directory Specification") shall be taken to mean ITU-T Rec. X.501 | ISO/IEC 9594-2. The term "Directory Specifications" shall be taken to mean the X.500-series Recommendations and all parts of ISO/IEC 9594.

This Directory Specification uses the term *first edition systems* to refer to systems conforming to the first edition of the Directory Specifications, i.e., the 1988 edition of the series of CCITT X.500 Recommendations and the ISO/IEC 9594:1990 edition.

This Directory Specification uses the term *second edition systems* to refer to systems conforming to the second edition of the Directory Specifications, i.e., the 1993 edition of the series of ITU-T X.500 Recommendations and the ISO/IEC 9594:1995 edition.

This Directory Specification uses the term *third edition systems* to refer to systems conforming to the third edition of the Directory Specifications, i.e., the 1997 edition of the series of ITU-T X.500 Recommendations and the ISO/IEC 9594:1998 edition.

This Directory Specification uses the term *fourth edition systems* to refer to systems conforming to the fourth edition of the Directory Specifications, i.e., the 2001 editions of ITU-T Recs X.500, X.501, X.511, X.518, X.519, X.520, X.521, X.525, and X.530, the 2000 edition of ITU-T Rec. X.509, and parts 1-10 of the ISO/IEC 9594:2001 edition.

This Directory Specification uses the term *fifth edition systems* to refer to systems conforming to the fifth edition of the Directory Specifications, i.e., the 2005 editions of the series of ITU-T X.500 Recommendations and the ISO/IEC 9594:2005 edition.

This Directory Specification uses the term *sixth edition systems* to refer to systems conforming to the sixth edition of the Directory Specifications, i.e., the 2008 editions of the series of ITU-T X.500 Recommendations and the ISO/IEC 9594:2008 edition.

This Directory Specification presents ASN.1 notation in bold Helvetica typeface. When ASN.1 types and values are referenced in normal text, they are differentiated from normal text by presenting them in the bold Helvetica typeface. The names of procedures, typically referenced when specifying the semantics of processing, are differentiated from normal text by displaying them in bold Times. Access control permissions are presented in italicized Times.

If the items in a list are numbered (as opposed to using "-" or letters), then the items shall be considered steps in a procedure.

STANDARDSISO.COM : Click to view the full PDF of ISO/IEC 9594-2:2008

SECTION 2 – OVERVIEW OF THE DIRECTORY MODELS

6 Directory Models**6.1 Definitions**

For the purposes of this Directory Specification, the following definitions apply:

6.1.1 administrative authority: An agent of the Domain Management Organization concerned with various aspects of Directory administration. The term *administrative authority* (in lower case) refers to the power vested in an Administrative Authority by the Domain Management Organization to execute policy.

6.1.2 administration directory management domain (ADDMD): A DMD which is managed by an Administration.

NOTE – The term *Administration* denotes a public telecommunications administration or other organization offering public telecommunications services.

6.1.3 directory administrative and operational information: Information used by the Directory for administrative and operational purposes.

6.1.4 DIT domain: That part of the global DIT held by the DSAs forming a DMD.

6.1.5 directory management domain (DMD): A set of one or more DSAs and zero or more DUAs managed by a single organization.

6.1.6 domain management organization: An organization that manages a DMD (and the associated DIT Domain).

6.1.7 directory user information: Information of interest to users and their applications.

6.1.8 directory system agent (DSA): An OSI application process which is part of the Directory.

6.1.9 (directory) user: The end user of the Directory, i.e., the entity or person which accesses the Directory.

6.1.10 directory user agent (DUA): An OSI application process which represents a user in accessing the Directory.

NOTE – DUAs may also provide a range of local facilities to assist users compose queries and interpret the responses.

6.1.11 LDAP client: An application process which represents a user in accessing the Directory via the Lightweight Directory Access Protocol (LDAP).

6.1.12 LDAP requestor: A DSA that is capable of issuing requests via the Lightweight Directory Access Protocol (LDAP) and that is capable of understanding and handling LDAP responses.

6.1.13 LDAP responder: A DSA that is capable of understanding and responding to requests via the Lightweight Directory Access Protocol (LDAP).

6.1.14 LDAP server: An application process which is part of the Directory, holds a part of the DIB, and which responds to requests via the Lightweight Directory Access Protocol (LDAP).

6.1.15 private directory management domain (PRDMD): A DMD which is managed by an organization other than an Administration.

6.2 The Directory and its users

The *Directory* is a repository of information. This repository is known as the Directory Information Base (DIB). Directory services provided to users are concerned with various kinds of access to this information.

The services provided by the Directory are defined in ITU-T Rec. X.511 | ISO/IEC 9594-3.

A Directory user (e.g., a person or an application-process) obtains Directory services by accessing the Directory. More precisely, a *Directory User Agent (DUA)* or a *Lightweight Directory Access Protocol (LDAP) client* actually accesses the Directory and interacts with it to obtain the service on behalf of a particular user. The Directory provides one or more *access points* at which such accesses can take place. These concepts are illustrated in Figure 1.

A DUA is manifested as an application-process. In any instance of communication, each DUA represents precisely one directory user.

The Directory is manifested as a set of one or more application-processes known as *Directory System Agents (DSAs)* and/or *LDAP servers*, each of which provides zero, one or more of the access points. For a more detailed description of DSAs, see 21.2.

NOTE 1 – Some open systems may provide a centralized DUA function retrieving information for the actual users (application-processes, persons, etc.). This is transparent to the Directory.

NOTE 2 – The DUA functions and a DSA can be within the same open system, and it is an implementation choice whether to make one or more DUAs visible within the OSI Environment as application-entities.

NOTE 3 – A DUA may exhibit local behaviour and structure which is outside the scope of envisaged Directory Specifications. For example, a DUA which represents a human directory user may provide a range of local facilities to assist its user to compose queries and interpret the responses.

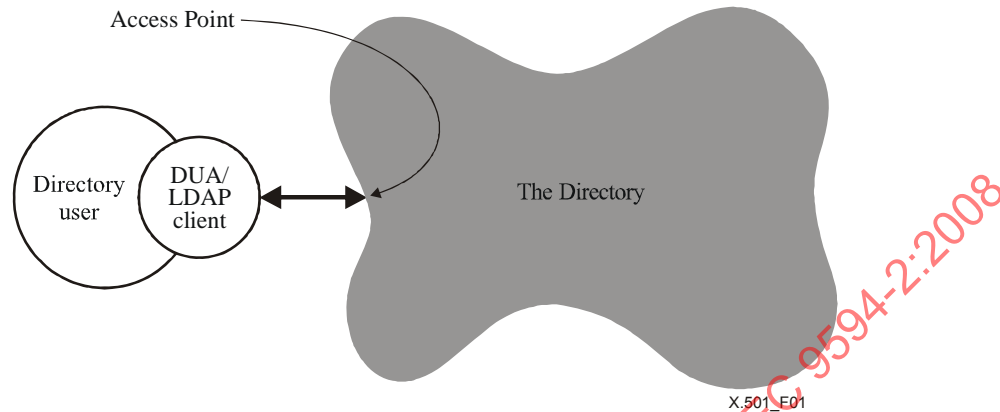


Figure 1 – Access to the Directory

6.3 Directory and DSA Information Models

6.3.1 Generic Models

Directory information may be classified as either:

- user information, placed in the Directory by, or on behalf of, users; and subsequently administered by, or on behalf of, users. Section 3 provides a model of this information; or
- administrative and operational information, held by the Directory to meet various administrative and operational requirements. Section 5 provides a model of this information. Also provided in Section 5 is a specification of the relationship between the user, administrative and operational information models.

These models, presenting views of the DIB from different perspectives, are referred to as the generic Directory Information Models.

Directory information models describe how the Directory as a whole represents information. The composition of the Directory as a set of potentially cooperating DSAs is abstracted from the model. The DSA information model, on the other hand, is especially concerned with DSAs and the information that must be held by DSAs in order that the set of DSAs comprising the Directory may together realize the Directory information model. The DSA Information Model is provided in clauses 22 through 23.

The DSA information model is a generic model describing the information held by DSAs and the relationship between this information and the DIB and DIT.

Some, but not all, of the information represented by the DSA information model is accessible via the Directory abstract service. Therefore, administration of all of the information described in these Directory Specifications is not possible via the Directory abstract service. It is envisioned that administration of DSA information will initially be a local matter, but that eventually some generic system management service will be employed to provide access to all of the information described in the DSA information model.

6.3.2 Specific information models

Subsequent to the development of generic models for the Directory as a whole and for its components, specific information models are required for the standardization of particular aspects of the operation of the Directory and its components.

The generic Directory Information Models establish a framework for the following specific information models:

- an access control information model;
- a subschema information model;
- a collective attribute information model.

The generic DSA Information Model in turn establishes a framework for the following specific information models:

- a model for a DSA's distribution knowledge;
- a model for a DSA's replication knowledge.

6.4 Directory Administrative Authority Model

A Directory Management Domain (DMD) is a set of one or more DSAs and zero or more DUAs managed by a single organization.

That part of the global DIT held by (the DSAs forming) a DMD is referred to as a *DIT Domain*. There is a one-to-one correspondence between DMDs and DIT Domains. The term "DMD" is used when referring to the management of the functional components of the Directory. The term "DIT Domain" is used when referring to the management of Directory Information. Two important points regarding this terminology are:

- A DIT Domain consists of one or more disjoint subtrees of the DIT (see 11.5). A DIT Domain shall not contain the root of the global DIT.
- The term "DMD" may also be used as a general term when both aspects of management are considered together.

An organization that manages a DMD (and the associated DIT Domain) is referred to as a *Domain Management Organization (DMO)*.

NOTE 1 – A DMO may be an Administration (i.e., a public telecommunications administration or other organization offering public telecommunications services) in which case the managed DMD is said to be an Administration DMD (ADDMD); otherwise, it is a Private DMD (PRDMD). It should be recognized that the provision of support for private directory systems by ITU-T members falls within the framework of national regulations. Thus, the technical possibilities described may or may not be offered by an Administration which provides directory services. The internal operation and configuration of private DMDs is not within the scope of envisaged Directory Specifications.

Figure 2 illustrates the relationship between a DMO, DMD and DIT Domain.

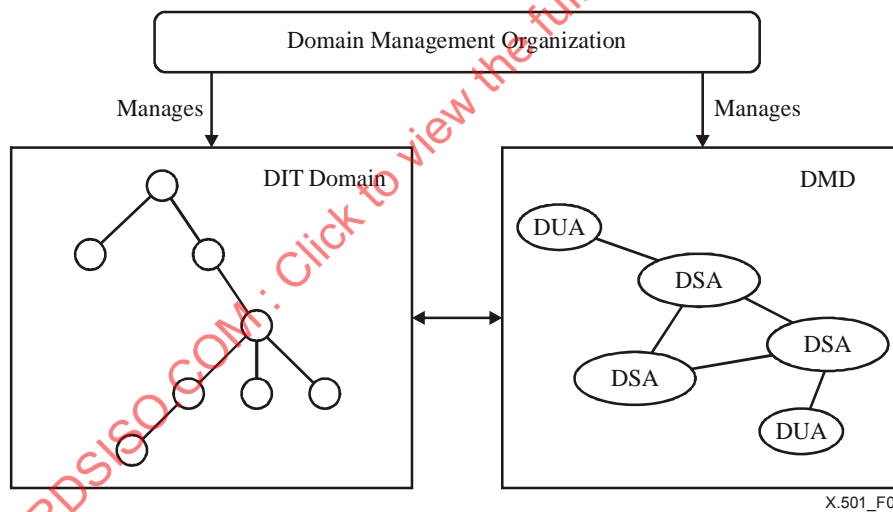


Figure 2 – Directory management

Management of a DUA by a DMO implies an ongoing responsibility for service to that DUA, e.g., maintenance, or in some cases ownership, by the DMO. The DMO may or may not elect to make use of the Directory Specifications to govern any interactions among DUAs and DSAs which are wholly within the DMD.

An agent of a DMO concerned with various aspects of Directory administration is referred to as an *Administrative Authority*. The term *administrative authority* (in lower case) refers to the power vested in an Administrative Authority by a DMO to execute policy.

NOTE 2 – A Directory Administrative Authority Model is specified in Section 4.

A DMD may be assigned an object identifier (a DMD-id) for convenience in reference, for example, in search-rules.

SECTION 3 – MODEL OF DIRECTORY USER INFORMATION

7 Directory Information Base**7.1 Definitions**

For the purposes of this Directory Specification, the following definitions apply:

7.1.1 alias entry: An entry of the class "alias" containing information used to provide an alternative name for an object or alias entry.

7.1.2 ancestor: The entry at the root of the hierarchy of family members that comprise a compound entry.

7.1.3 compound entry: A representation of an object in terms of family members that are hierarchically organized into one or more families of entries.

7.1.4 derived entry: Entry information in a search result containing attribute values obtained by performing a join on data that originated from more than one Directory entry.

7.1.5 direct superclass: Relative to a subclass – an object class from which the subclass is directly derived.

7.1.6 directory information base (DIB): The complete set of information to which the Directory provides access, and which includes all of the pieces of information which can be read or manipulated using the operations of the Directory.

7.1.7 directory information tree (DIT): The DIB considered as a tree, whose vertices (other than the root) are the Directory entries.

NOTE – The term "DIT" is used instead of "DIB" only in contexts where the tree structure of the information is relevant.

7.1.8 (directory) entry: A named collection of information within the DIB. The DIB is composed of entries.

7.1.9 family: A hierarchical subset of family member entries that represents a particular class of information within a compound entry. The root of each family within a compound entry is the ancestor, but apart from the shared ancestor, families do not share common members. A family is distinguished from other families within a compound entry by having a common class (structural object class) for each family member that is immediately subordinate to the ancestor.

7.1.10 family member: A member of a hierarchical collection of entries that comprise a compound entry.

7.1.11 immediate superior (noun): Relative to a particular entry or object (it shall be clear from the context which is intended), the immediately superior entry or object.

7.1.12 immediately superior entry: Relative to a particular entry – an entry which is at the initial vertex of an arc in the DIT whose final vertex is that of the particular entry.

7.1.13 immediately superior object: Relative to a particular object – an object whose *object* entry is the immediate superior of *any* of the entries (object or alias) for the second object.

7.1.14 object (of interest): Anything in some 'world', generally the world of telecommunications and information processing or some part thereof, which is identifiable (can be named), and which it is of interest to hold information on in the DIB.

7.1.15 object class: An identified family of objects (or conceivable objects) which share certain characteristics.

7.1.16 object entry: An entry which is the primary collection of information in the DIB about an object, and which can therefore be said to represent that object in the DIB.

7.1.17 related entries: A set of (directory) entries, each of which can be identified as holding information in the DIB about a particular real-world object of interest. Different entries in the set may contain different types of information about the real-world object, and may even contain conflicting information.

NOTE 1 – The value of information within a set of related entries depends on the reliability of the identification of each entry with the real-world.

NOTE 2 – It is possible, but not necessary, for related entries to exist in separate DITs and to have identical distinguished names. Similarly, it is possible for non-related entries to have identical distinguished names; however, it is recommended that identical distinguished names be used only for related entries.

7.1.18 subclass: Relative to one or more superclasses – an object class derived from one or more superclasses. The members of the subclass share all the characteristics of the superclasses and additional characteristics possessed by none of the members of those superclasses.

7.1.19 subordinate: The converse of superior.

7.1.20 superclass: Relative to a subclass – a direct superclass, or superclass to an object class that is a direct superclass (recursively).

7.1.21 superior: (Applying to entry or object) immediately superior, or superior to one which is immediately superior (recursively).

7.2 Objects

The purpose of the Directory is to hold, and provide access to, information about *objects of interest (objects)* which exist in some 'world'. An object can be anything in that world which is identifiable (can be named).

NOTE 1 – The 'world' is generally that of telecommunications and information processing or some part thereof.

NOTE 2 – The objects known to the Directory may not correspond exactly with the set of 'real' things in the world. For example, a real-world person may be regarded as two different objects, a business person and a residential person, as far as the Directory is concerned. The mapping is not defined in this Directory Specification, but is a matter for the users and providers of the Directory in the context of their applications.

An *object class* is an identified family of objects, or conceivable objects, which share certain characteristics. Every object belongs to at least one class. An object class may be a *subclass* of other object classes, in which case the members of the former class, the subclass, are also considered to be members of the latter classes, the superclasses. There may be subclasses of subclasses, etc., to an arbitrary depth.

7.3 Directory entries

The DIB is composed of (*Directory*) *entries*. An entry is a named collection of information.

There are four kinds of entries:

- *Object entries:* Representing the primary collection of information in the DIB about a particular object. For any particular object, there is precisely one object entry or compound entry (see 8.10). The object entry is said to represent the object. An object entry is either a single entry or a compound entry comprising an aggregate of entries together representing the object.
- *Alias entries:* Used to provide alternative names for object entries (possibly the ancestor of a compound entry, but not child family members).
- *Subentries:* Representing a collection of information in the DIB used to meet administrative and operational requirements of the Directory. Subentries are discussed in Section 5.
- *Family members:* Special entries that are components of a compound entry. The ancestor of a compound entry is also a family member.

A user view of the structure of Directory entries is depicted in Figure 3 and described in 8.2.

Each entry contains an indication of the object classes, and their superclasses, to which the entry belongs.

Some object entries are specially designated for the purpose of Directory administration. These entries are termed administrative entries. The Directory user is not normally aware of this, and views these entries in the same way as other object entries.

7.4 Directory Information Tree (DIT)

In order to satisfy requirements for the distribution and management of a very large DIB, and to ensure that entries can be unambiguously named and rapidly found, a flat structure is not likely to be feasible. Accordingly, the hierarchical relationship commonly found among objects (e.g., a person works for a department, which belongs to an organization, which is headquartered in a country) can be exploited, by the arrangement of the entries into a tree, known as the *Directory Information Tree (DIT)*.

NOTE – An introduction to the concepts and terminology of tree structures can be found in Annex I.

The component parts of the DIT have the following interpretations:

- a) the vertices are the entries. Object entries may be either leaf or non-leaf vertices, whereas alias entries are always leaf vertices. The root is not an entry as such, but can, where convenient to do so [e.g., in the definitions of b) and c) below], be viewed as a null object entry [see d) below];

- b) the arcs define the relationship between vertices (and hence entries). An arc from vertex A to vertex B means that the entry at A is the *immediately superior entry* (*immediate superior*) of the entry at B, and conversely, that the entry at B is an *immediately subordinate entry* (*immediate subordinate*) of the entry at A. The *superior entries* (*superiors*) of a particular entry are its immediate superior together with its superiors (recursively). The *subordinate entries* (*subordinates*) of a particular entry are its immediate subordinates together with their subordinates (recursively);
- c) the object represented by an entry is, or is closely associated with, the naming authority (see clause 8) for its subordinates;
- d) the root represents the highest level of naming authority for the DIB.

A superior/subordinate relationship between objects can be derived from that between object entries. An object is an *immediately superior object* (*immediate superior*) of another object if and only if the object entry for the first object is the immediate superior of any of the object entries for the second object. The terms *immediately subordinate object*, *immediate subordinate*, *superior* and *subordinate* (applied to objects) have their analogous meanings.

Permitted superior/subordinate relationships among objects are governed by the DIT structure definitions (see 13.7).

The Directory maintains, in addition to information concerning Directory entries, additional information regarding collections of Directory entries. Such collections may be *subtrees* (of the DIT) or *subtree refinements* (when not a true tree structure). See clause 12.

8 Directory entries

8.1 Definitions

For the purposes of this Directory Specification, the following definitions apply:

- 8.1.1 anchor attribute:** A user attribute having friends, as defined within the relevant subschema. An anchor attribute can be used to cause friend attributes to be included in the set of attributes to be selected, or considered for matching in a Search operation, without having to be itself present in an entry.
- 8.1.2 attribute:** Information of a particular type. Entries are composed of attributes.
- 8.1.3 user attribute:** An attribute representing user information.
- 8.1.4 attribute hierarchy:** The aspect of an attribute that permits a user attribute type to be derived from a more generic user attribute type. The relationship of the two attribute type definitions (which mandates certain behaviour of attributes corresponding to these attribute types) is thus hierarchical.
- 8.1.5 attribute subtype (subtype):** An attribute type A is related to another attribute type B by the fact that either A has been derived from B, in which case A is a *direct* subtype of B, or A has been derived from an attribute type which is a subtype of B, in which case A is an *indirect* subtype of B.
- 8.1.6 attribute supertype (supertype):** An attribute type B is related to another attribute type A by the fact that either A has been derived from B, in which case B is a *direct* supertype of A, or A has been derived from an attribute type which is a subtype of B, in which case B is an *indirect* supertype of A.
- 8.1.7 attribute type:** That component of an attribute which indicates the class of information given by that attribute.
- 8.1.8 attribute value:** A particular instance of the class of information indicated by an attribute type.
- 8.1.9 attribute value assertion:** A proposition, which may be true, false, or undefined, according to the specified matching rules for the type, concerning the presence in an entry of an attribute value of a particular type.
- 8.1.10 auxiliary object class:** An object class which is descriptive of entries or classes of entries and is not used for the structural specification of the DIT.
- 8.1.11 collective attribute:** A user attribute whose values are the same for each member of an entry collection.
- 8.1.12 context:** A property that can be associated with a user attribute value to specify information that can be used to determine the applicability of the value.
- 8.1.13 context assertion:** A proposition, which may be true or false, regarding a context type and particular context values for that type, that determines the applicability of an attribute value.
- 8.1.14 context type:** That component of a context which indicates its type or purpose.

- 8.1.15 context list:** The set of contexts associated with an attribute value.
- 8.1.16 context value:** A particular instance of the property indicated by a context type.
- 8.1.17 derived attribute:** An attribute whose value or values is computed in whole or in part rather than directly stored.
- 8.1.18 derived object class value:** A value of an object class whose presence is not administered by a user but is computed. Derived object class values are categorized as abstract.
- 8.1.19 direct attribute reference:** Reference (in the Directory and DSA abstract service) to one or more attribute values using the identifier of their attribute type.
- 8.1.20 distinguished value:** An attribute value in an entry which may appear in the relative distinguished name of the entry.
- 8.1.21 dummy attribute:** An attribute that is defined as a user attribute but which shall never be present in an entry. Only an anchor attribute can be a dummy attribute.
- 8.1.22 entry collection:** A collection of entries belonging to an explicitly specified subtree or subtree refinement of the DIT.
- 8.1.23 friend attributes:** A set of user attributes associated with a specific user attribute (known as an anchor attribute) by an administrative authority, for inclusion in a set of attributes returned when the anchor attribute is specified, or used potentially to match a predicate which includes a condition on the anchor attribute.
- 8.1.24 indirect attribute reference:** Reference (in the Directory and DSA abstract service) to one or more attribute values using the identifier of a supertype of their attribute type.
- 8.1.25 matching rule:** A rule, forming part of the Directory Schema, which allows entries to be selected by making a particular statement (a matching rule assertion) concerning their attribute values.
- 8.1.26 matching rule assertion:** A proposition, which may be true, false or undefined, concerning the presence in an entry of attribute values meeting the criteria defined by the matching rule.
- 8.1.27 operational attribute:** An attribute representing operational and/or administrative information.
- 8.1.28 structural object class:** An object class used for the structural specification of the DIT.
- 8.1.29 structural object class of an entry:** With respect to a particular entry, the *single* structural object class used to determine the DIT Content Rule and DIT Structure Rule applying to the entry. This object class is indicated by the **structuralObjectClass** operational attribute. This object class is the most subordinate object class of the entry's structural object class superclass chain.

8.2 Overall structure

As depicted in Figure 3, an entry consists of a set of *attributes*.

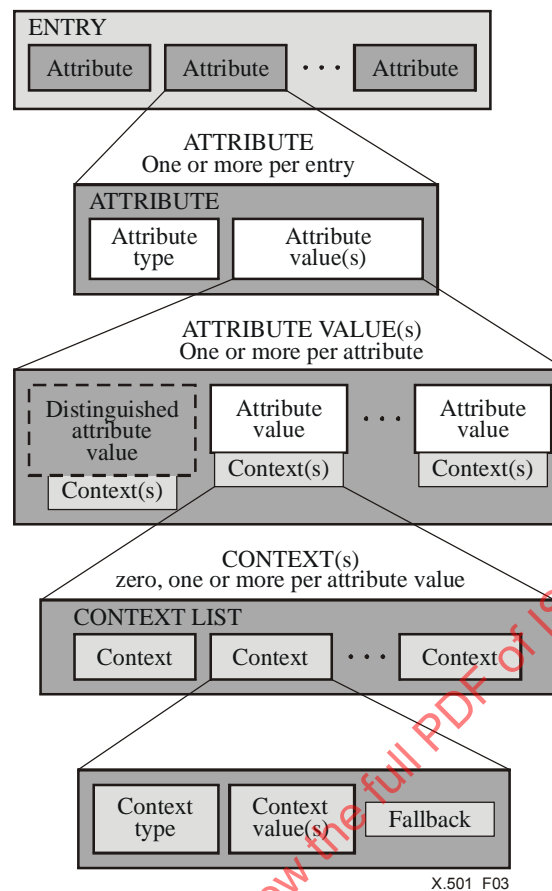


Figure 3 Structure of an entry

Each attribute provides a piece of information about, or describes a particular characteristic of, the object to which the entry corresponds.

NOTE 1 – Examples of attributes which might be present in an entry include naming information such as the object's personal name, and addressing information, such as its telephone number.

An attribute consists of an *attribute type*, which identifies the class of information given by an attribute, and the corresponding *attribute values*, which are the particular instances of that class appearing in the entry. A user attribute value may have zero, one, or more contexts associated with it in its context list. Operational attribute values shall not have contexts.

NOTE 2 – Attribute types, attribute values, and contexts are described in 8.4, 8.5 and 8.8 respectively. Operational attributes are described in clause 12.

```
Attribute {ATTRIBUTE:SupportedAttributes} ::= SEQUENCE {
    type                ATTRIBUTE.&id ({SupportedAttributes}),
    values              SET SIZE (0..MAX) OF ATTRIBUTE.&Type ({SupportedAttributes}@type),
    valuesWithContext  SET SIZE (1..MAX) OF SEQUENCE {
        value          ATTRIBUTE.&Type ({SupportedAttributes}@type),
        contextList    SET SIZE (1..MAX) OF Context } OPTIONAL }
```

An attribute may be designated as single-valued or multi-valued. The Directory shall ensure that single-valued attributes have only a single value. This value may have a context list to associate properties with the attribute value. Attributes in storage shall have at least one value, but may at times appear to have zero values when transferred to or from storage (e.g., because values are hidden by access control).

8.3 Object classes

Object classes are used in the Directory for a number of purposes:

- describing and categorizing objects and the entries that correspond to these objects;
- where appropriate, controlling the operation of the Directory;
- regulating, in conjunction with DIT structure rule specifications, the position of entries in the DIT;
- regulating, in conjunction with DIT content rule specifications, the attributes that are contained in entries;
- identifying classes of entry that are to be associated with a particular policy by the appropriate administrative authority.

Some object classes will be internationally standardized. Others will be defined by national administrative authorities and/or private organizations. This implies that a number of separate authorities will be responsible for defining object classes and unambiguously identifying them. This is accomplished by identifying each object class with an object identifier when the object class is defined. A notation for this purpose is provided in 13.3.3.

NOTE 1 – An administrative authority may use object classes other than the useful object classes defined and registered in the Directory Specifications. An administrative authority may itself specify and register object classes, for example, to supplement those defined in the Directory Specifications.

An object class (a *subclass*) may be derived from an object class (its direct *superclass*) which is itself derived from an even more generic object class. For structural object classes, this process stops at the most generic object class, **top**. An ordered set of superclasses up to the most superior object class of an object class is its *superclass chain*.

An object class may be derived from two or more direct superclasses (superclasses not part of the same superclass chain). This feature of subclassing is termed *multiple inheritance*.

The specification of an entry's or family member's object class identifies whether an attribute is mandatory or optional; this specification also applies to its subclasses. The subclass may be said to *inherit* the mandatory and optional attribute specification of its superclass. The specification of a subclass may indicate that an optional attribute of the superclass is mandatory in the subclass.

If an object class specifies an anchor attribute having friend attributes as optional or mandatory, this automatically includes friend attributes as optional attributes without necessarily being included in any object class definition or in any content rule.

An object class may define a dummy attribute as a mandatory or optional attribute if the dummy attribute is an anchor attribute. If an object class specifies a dummy anchor attribute type as a mandatory or optional attribute, the anchor attribute shall not appear in an entry of this object class, but if specified as a mandatory attribute, at least one of its friends attribute shall be present. However, if a non-dummy anchor attribute type is specified as a mandatory attribute type, an attribute of the anchor attribute type shall be present.

Friend attribute types shall not be present if excluded by content rules.

There are three kinds of object class:

- Abstract Object Classes;
- Structural Object Classes; and
- Auxiliary Object Classes.

NOTE 2 – This Directory Specification does not restrict the definition of subclasses to those of the same kind (i.e., abstract, structural, or auxiliary); however, administrators should note that interoperability with LDAP servers may be adversely impacted in some situations, most notably when using structural object classes that are subclasses of auxiliary object classes and vice versa.

Each object class is of precisely one of these kinds, and remains of this kind in whatever situation it is encountered within the Directory. The definition of each object class shall specify what kind of object that it is.

All entries shall be a member of the object class **top** and at least one other object class.

8.3.1 Abstract Object Classes

An abstract object class is mainly used to derive other object classes, providing the common characteristics of such object classes. An entry shall not belong only to abstract object classes.

top is an abstract object class used as a superclass of all structural object classes.

In addition to its use for deriving other object classes, an abstract object class value can be a derived value; that is, its presence is computed or inferred by the Directory. For example, the **parent** object class value for a particular entry is computed or inferred from the presence of a family member, of auxiliary object class **child**, immediately subordinate to the entry.

8.3.2 Structural Object Classes

An object class defined for use in the structural specification of the DIT is termed a *structural object class*. Structural object classes are used in the definition of the structure of the names of the objects for compliant entries.

An object or alias entry is characterized by precisely one structural object class superclass chain which has a single structural object class as the most subordinate object class. This structural object class is referred to as the *structural object class of the entry*.

Structural object classes are related to associated entries:

- an entry conforming to a structural object class shall represent the real-world object constrained by the object class;
- DIT structure rules only refer to structural object classes; the structural object class of an entry is used to specify the position of the entry in the DIT;
- the structural object class of an entry is used, along with an associated DIT content rule, to control the content of an entry.

The structural object class of an entry shall not be changed.

8.3.3 Auxiliary Object Classes

Specific applications using the Directory will frequently find it useful to specify an *auxiliary object class* which may be used in the construction of entries of several types. For example, message handling systems make use of the auxiliary class MHS User (see ITU-T Rec. X.402 | ISO/IEC 10021-2) to specify a package of mandatory and optional message handling attributes for entry types whose structural object class is variable, e.g., Organizational Person or Residential Person.

In certain environments, there is a need to be able to add to or remove from the list of attributes permitted in an entry of a particular, perhaps standardized, class (or classes).

This requirement may be met by the definition and use of an auxiliary object class having semantics, known and maintained within a local community, which change from time to time as needed.

This requirement may also be met using the facilities of DIT content rule definitions to dynamically (i.e., without registration) allow the addition or exclusion of attributes from entries at particular points in the DIT (see 13.3.3).

Auxiliary object classes are descriptive of entries or classes of entries.

Therefore, besides being a member of the structural object class, an entry may be optionally a member of one or more auxiliary object classes.

An entry's auxiliary object classes may change over time.

NOTE – The unregistered object class facility, available in the first edition of these Directory Specifications to support the requirements discussed in this clause, is now deprecated in favour of the use of DIT content rules.

8.3.4 Object Class Definition and the first edition of this Directory Specification

Object classes defined using the terminology of the first edition of this Directory Specification will not be classified as one of structural, auxiliary or abstract.

Alias object classes specified using the terminology of the first edition of this Directory Specification may be considered to be specified as either abstract, auxiliary or structural object classes and deployed in a subschema accordingly.

8.4 Attribute Types

Some attribute types will be internationally standardized. Other attribute types will be defined by national administrative authorities and private organizations. This implies that a number of separate authorities will be responsible for defining types and unambiguously identifying them. This is accomplished by identifying each attribute type with an object identifier when the type is defined. Using the notation of the **ATTRIBUTE** information object class defined in 13.4.8, an attribute type is defined as:

AttributeType ::= ATTRIBUTE.&id

All attributes in an entry shall be of distinct attribute types.

Certain attributes may not be stored and accessible in entries, but are intended to be carried in operations to convey information, e.g., diagnostics information, that conveniently can be expressed as attributes. Other attributes, called *control attributes*, may as part of their definition specify a special procedure to be executed based on the information in the attribute. A control attribute may be specified in an operation, placed in entries, etc. See 8.5.3 of ITU-T Rec. X.520 | ISO/IEC 9594-6 for an example.

There are a number of attribute types which the Directory knows about and uses for its own purposes. They include:

- a) **objectClass** – An attribute of this type appears in every entry, and indicates the object classes and superclasses to which the object belongs.
- b) **aliasedEntryName** – An attribute of this type appears in every alias entry, and holds the name (see 8.5) of the entry which the alias entry references.

These attributes are defined in 13.4.8.

The types of user attributes which shall or which may appear within an object or alias entry are governed by rules applying to the indicated object classes as well as by the DIT content rule for that entry (see 13.8). The types of attributes which may appear in a subentry are governed by the rules of the system schema.

Some Directory entries may contain special attributes not normally visible to the Directory User. These attributes are called operational attributes and are used to meet the administrative and operational requirements of the Directory. Operational attributes are discussed in more detail in Section 5.

8.5 Attribute Values

Defining an attribute also involves specifying the syntax, and hence data type, to which every value in such attributes shall conform. Using the notation of the **ATTRIBUTE** information object class defined in 13.4.8, an attribute value is defined as:

AttributeValue ::= ATTRIBUTE.&Type

An attribute value may be designated as a *distinguished value*, in which case the attribute value can form part of the relative distinguished name of the entry (see 9.3). It is possible to have multiple distinguished values differentiated by context, as described in 9.3.

Client-supplied values shall be preserved for storage in the Directory. Comparison values are ephemeral, and shall not affect the stored value.

8.6 Attribute Type Hierarchies

When defining an attribute type, the characteristics of some more generic attribute type may optionally be employed as the basis of the definition. The new attribute type is a *direct subtype* of the more generic attribute type, the *supertype*, from which it is derived.

Attribute hierarchies allow access to the DIB with varying degrees of granularity. This is achieved by allowing the value components of attributes to be accessed by using either their specific attribute type identifier (a direct reference to the attribute) or by the identifier of a more generic attribute type identifier (an indirect reference).

Semantically related attributes may be placed in a hierarchical relationship, the more specialized being placed subordinate to the more generalized. Searching for, or retrieving attributes and their values is made easier by quoting the more generalized attribute type; a filter item so specified is evaluated for the more specialized types as well as for the quoted type; a context assertion specified for the more generalized attribute type is also applied to the more specialized type.

Where subordinate specialized types are selected to be returned as part of a search result these types shall be returned if available. Where the more general types are selected to be returned as part of a search result, both the general and the specialized types shall be returned, if available. An attribute value shall always be returned as a value of its own attribute type.

For an entry to contain a value of an attribute type belonging to an attribute hierarchy, that type shall be explicitly included either in the definition of an object class to which the entry belongs, or because the DIT content rule applicable to that entry permits it.

All of the attribute types in an attribute hierarchy are treated as distinct and unrelated types for the purpose of administration of the entry and for user modification of entry content.

An attribute value stored in a Directory object or alias entry is of precisely one attribute type. The type is indicated when the value is originally added to the entry.

8.7 Friend attributes

Friend attributes are user attributes specified by an administrative authority as related in some practical way to a specific anchor attribute. When an anchor attribute is specified in the information to be returned by a Read or Search operation, the feature permits friend attributes for the anchor attribute to be returned, subject to service and administrative controls (including access control, search rules, etc.). Similarly, when an anchor attribute is specified in a filter item within a search predicate, friend attributes can be used to satisfy the predicate if the matching rule for the friend is compatible with the proposed value.

If an anchor attribute is permitted within an entry by being included in the mandatory or optional lists of object class values for the entry, friend attributes are also permitted unless excluded by content rules. If the anchor attribute is not a mandatory attribute, it may be absent in the entry, even if friend attributes are present.

Any user attribute can be designated within a subschema as an anchor attribute.

NOTE 1 – As an example of an anchor attribute, consider a hypothetical attribute **commsAddr**, which has, in a particular subschema, friend attributes which are communications addresses attribute types, e.g., telephone number, e-mail address, URL, etc.

The anchor-friend relationship is neither commutative nor transitive:

- If an anchor attribute A has a friend B, it cannot be deduced that A is a friend of B.
- If an anchor attribute A has a friend B, and B has a friend C, it cannot be deduced that C is a friend of A.

If an attribute A is a friend of some anchor attribute, then all subtypes of A are also friends of that anchor attribute. However, it cannot be deduced that supertypes of A are also friends of that anchor attribute.

Designating an attribute as a friend confers no special access control or search-rule protection unless associated with membership of the anchor's object class (of which it is automatically a member).

NOTE 2 – At present, access control and search rules make no use of object classes as a means of defining sets of attributes for special privileges or protections.

8.8 Contexts

The information model may be refined by associating with attribute values properties called contexts. Associated with any user attribute value may be a list of contexts which provide additional information that can be used to determine the applicability of the attribute value.

NOTE 1 – For example, contexts can be used to associate a particular language, time, or locale with an attribute value.

Each context consists of a type field, a value field whose syntax is determined by the type, and a **fallback** flag. Using the notation of the **CONTEXT** information object class defined in 13.9, a Context is defined as:

```
Context ::= SEQUENCE {
    contextType    CONTEXT.&id ({SupportedContexts}),
    contextValues  SET SIZE (1..MAX) OF CONTEXT.&Type ({SupportedContexts}@contextType},
    fallback       BOOLEAN DEFAULT FALSE }
```

contextType is an **OBJECT IDENTIFIER**, and is specified using the **CONTEXT** information object class defined in 13.9. It specifies the particular property represented by the Context.

contextValues is the set of one or more values of the property specified by **contextType** that are associated with the particular attribute value.

fallback is used to designate one or more attribute values for specific behaviour in relation to a context type. In addition to having any specific **contextValues** of that context type associated with it, an attribute value for which fallback is **TRUE** for a given **contextType** is:

- considered as being associated with any value of the given **contextType** for which no other values of the same attribute are otherwise associated. Thus, a context assertion of this context type that fails to match any values of the attribute based on the rules for matching **contextValues** shall match with any attribute value for which **fallback** is **TRUE** for this context type.

NOTE 2 – For example, an attempt to select the attribute value associated with a particular language shall yield those values with **fallback** set to **TRUE** if none of the attribute values is otherwise associated with the chosen language.

- considered as a value to preserve during an operation which resets attribute values for a given attribute type. A Modify (reset value) removes all values of a chosen attribute type which have an associated context for which the **fallback** is set **FALSE**.

NOTE 3 – Modify (reset value) is further described in 11.3.2 of ITU-T Rec. X.511 | ISO/IEC 9594-3.

An attribute value without contexts, or one whose context list does not contain a context of a specific type, is considered to be applicable under all context values of that specific type.

NOTE 4 – For example, a selection based on the French context value of a language context shall select an attribute value that does not have any language context specifically associated with it (as well as those attribute values having the French language context associated with them specifically).

All contexts in an attribute value's context list shall be of distinct context types.

Context information associated with attribute values may be retrieved along with the attribute values (e.g., to differentiate between those attribute values). A user of the Directory may also make use of contexts to refine selection and retrieval of information during Directory operations.

8.9 Matching rules

8.9.1 Overview

Of paramount importance to the Directory is the ability to be able to select a set of entries from the DIB based on assertions concerning attribute values held by these entries.

A matching rule allows entries to be selected by making a particular assertion concerning their attribute values.

The most primitive type of assertion is the attribute value assertion. More complex assertions may be supported using matching rule assertions. A matching rule assertion is a proposition, which may be true, false or undefined, concerning the presence in an entry of attribute values meeting the criteria defined by the matching rule.

An attribute value or matching rule assertion is evaluated based on the matching rule associated with the assertion.

A matching rule is defined through the specification of:

- the range of attribute syntaxes supported by the rule;
- the specific types of matches supported by the rule;
- the syntax required to express an assertion of each specific type of match;
- rules for deriving a value of the assertion syntax from a value of the attribute syntax, if required.

NOTE – No restrictions are placed on the matching rules that may be defined to support a particular application. However, rules defined to support one particular application may not be widely supported by DUAs and DSAs. Wherever possible, the matching rules defined in ITU-T Rec. X.520 | ISO/IEC 9594-6 should be used in preference to the specification of new ones.

Sometimes there will be a one-to-one correspondence between a matching rule and the types of matches supported. For example, the Directory Abstract Service supports a presence matching rule to detect the presence of an attribute in an entry.

Sometimes there will be a many-to-many correspondence between a rule and the types of matches supported. For example, the Directory Abstract Service supports a generic ordering rule allowing greater than or equal and less than or equal types of matches.

8.9.2 Attribute Value Assertions

An attribute value assertion (AVA) is a proposition, which may be true, false, or undefined, according to the specified matching rules for the type, concerning the presence in an entry of an attribute value of a particular type. It involves an attribute type, an asserted attribute value, and optionally an assertion about contexts associated with the attribute value:

```
AttributeValueAssertion ::= SEQUENCE {
    type          ATTRIBUTE.&id ({SupportedAttributes}),
```

assertion	ATTRIBUTE.&equality-match.&AssertionType ({SupportedAttributes}{@type}),
assertedContexts	CHOICE {
allContexts	[0] NULL ,
selectedContexts	[1] SET SIZE (1..MAX) OF ContextAssertion } OPTIONAL }

ContextAssertion ::= SEQUENCE {
 contextType **CONTEXT.&id** ({SupportedContexts}),
 contextValues **SET SIZE (1..MAX) OF**
 CONTEXT.&Assertion ({SupportedContexts}{@contextType})}

The syntax of the **assertion** component of an AVA is determined by the equality matching rule defined for the attribute type, and may be different from the syntax of the attribute itself.

8.9.2.1 Evaluation of an AVA

An AVA is:

- a) undefined, if any of the following holds:
 - 1) the attribute type is unknown;
 - 2) the attribute type has no equality matching rule;
 - 3) the value does not conform to the data type indicated by the syntax of the assertion of the attribute's equality matching rule;

NOTE – 2) and 3) normally indicate a faulty AVA; 1) however, may occur as a local situation (e.g., a particular DSA has not been configured with support for that particular attribute type).
- b) true, if the entry contains an attribute of that type, and the attribute contains a value of that value, and the value contains a context that matches the **assertedContexts** as described in 8.9.2.2;
- c) false, otherwise.

8.9.2.2 Use of assertedContexts or context assertion defaults

The inclusion of **assertedContexts** within an **AttributeValueAssertion** is optional. If **assertedContexts** is specified, then the **assertion** shall be evaluated only against those values of the attribute for which the **assertedContexts** is true, as defined in 8.9.2.3.

If **assertedContexts** is not provided within an **AttributeValueAssertion**, then a default context assertion may be applied in the same manner; that is, the **assertion** shall be evaluated only against those values of the attribute for which, as defined in 8.9.2.3, the default context assertion is true. There are three potential sources for a default context assertion: that specified for the operation as a whole, that available within subentries in the DIT, and that available locally in the DSA. They are applied as follows:

- 1) If **assertedContexts** is not provided within an **AttributeValueAssertion**, then any context assertion for the given attribute type which has been supplied for the operation as a whole, as part of **operationContexts** as described in 7.3 of ITU-T Rec. X.511 | ISO/IEC 9594-3, shall be applied.
- 2) If the user has not provided **assertedContexts** for the AVA and there is no context assertion for the given attribute type which has been supplied for the operation as a whole, then the default context assertion for the given attribute type in the context assertion subentries (if any) controlling the entry shall be applied, as described in 14.7.
- 3) If there is no context assertion through steps 1) and 2) above, the DSA may apply a locally-defined default context assertion for the given attribute type. Such a default shall typically reflect local parameters, such as the language or location of the place of deployment of the DSA, or the current time of day, but may be tailored differently by the DSA for each DUA to which it responds.
- 4) If no context assertion is available from any of these sources, then the **assertion** shall be evaluated against all values of the attribute.

8.9.2.3 Evaluation of assertedContexts

assertedContexts is true if:

- a) **allContexts** is specified (this permits a context assertion to override any default context assertion that might otherwise be applied if **assertedContexts** were omitted from the **AttributeValueAssertion**); or
- b) each **ContextAssertion** in **selectedContexts** is true as described in 8.9.2.4.

assertedContexts is false otherwise.

8.9.2.4 Evaluation of a ContextAssertion

A **ContextAssertion** is true for a particular attribute value if:

- a) the attribute value has a context of the same **contextType** of the **ContextAssertion** and any of the stored **contextValues** of that context matches with any of the asserted **contextValues** according to the definition of how a match is determined for that **contextType**; or
- b) the attribute value contains no contexts of the asserted **contextType**; or
- c) none of the other attribute values for the attribute satisfies the **ContextAssertion** according to 1) or 2) in 8.9.2.2 above, but the attribute value does contain a context of the asserted **contextType** with the **fallback** set to **TRUE**.

A **ContextAssertion** is false otherwise.

8.9.3 Attribute Type Assertions

An attribute type assertion is a proposition, which may be true, false, or undefined, according to the associated contexts.

AttributeTypeAssertion ::= SEQUENCE {
 type **ATTRIBUTE.&id ({SupportedAttributes}),**
 assertedContexts **SEQUENCE SIZE (1..MAX) OF ContextAssertion OPTIONAL }**

8.9.3.1 Evaluation of an attribute type assertion

An attribute type assertion is:

- a) undefined, if the attribute type is unknown or if the attribute is not present in the entry;
- b) **TRUE**, if the entry contains an attribute of that type, and the attribute contains one or more values that contain a context that matches the **assertedContexts** as described in 8.9.3.2;
- c) **FALSE**, otherwise.

8.9.3.2 Use of assertedContexts or context assertion defaults

The inclusion of **assertedContexts** within an **AttributeTypeAssertion** is optional. If **assertedContexts** is specified, the **assertedContexts** shall be true for at least one attribute value according to the rules defined in 8.9.2.4.

If **assertedContexts** is not provided within an **AttributeTypeAssertion**, then a default context assertion may be applied in the same manner; that is, the default context assertion shall be true for at least one attribute value according to the rules defined in 8.9.2.4. The potential sources for a default context assertion are as specified in 8.9.2.2.

8.9.4 Built-in Matching Rule Assertions

A number of categories of related matching rules, whose semantics are generally understood and applicable to values of many different types of attributes, are understood by the Directory:

- present;
- equality;
- substrings;
- ordering;
- approximate match.

Syntax for asserting certain types of matches associated with these categories of matching rules has been built into the Directory Abstract Service:

- a **present** syntax for the present rule;
- an **equality** syntax for equality rules;
- **greaterOrEqual** and **lessOrEqual** syntaxes for ordering rules;
- **initial**, **any** and **final** syntaxes for substrings rules;
- an **approximateMatch** syntax for approximate matching rules.

The **present** syntax may be used for any attribute of any type. The present match tests for the presence of any value of a particular type.

Specific equality, substrings and ordering matching rules may be associated with an attribute type when it is defined. These specific rules are used when evaluating assertions of the equality, ordering and substrings rules made using the syntax built-in to the Directory Abstract Service. If specific rules are not provided, then assertions made concerning these attributes are undefined.

The **approximateMatch** syntax supports an approximate matching rule whose definition is a local matter to a DSA.

8.9.5 Matching rule requirements

In order for the Directory to behave in a consistent and well-defined manner, it is necessary that certain restrictions be placed upon the matching rules that shall be used in conjunction with the syntax that has been built into the Directory Abstract Service.

For an equality matching rule in which the syntax of the assertion is different from the attribute syntax to which the matching rule applies, rules for deriving a value of the syntax of the assertion from a value of the attribute syntax shall be supplied.

Equality matching rules for attributes used for naming shall be transitive, commutative and have an assertion syntax identical to the attribute syntax.

A transitive matching rule is characterized by the fact that if a value **a** matches a value **b**; and if that value **b** matches a third value **c**; then value **a** matches value **c** using the rule.

A commutative matching rule is characterized by the fact that if a value **a** matches a value **b**, then that value **b** matches the value **a**. The attribute **presentationAddress** is an example of an attribute supporting an attribute syntax whose matching rule is not commutative.

With respect to a specific attribute type, the equality and ordering rules (if both present) shall always be related in at least the following respect: two values are equal using the equality relation if and only if they are equal using the ordering relation. In addition, the ordering relation shall be well-ordered; that is, for all *x*, *y* and *z* for which *x* precedes *y* and *y* precedes *z* according to the relation, then *x* precedes *z*.

NOTE – These requirements imply that when ordering is defined, it also defines equality.

With respect to a specific attribute type, the equality and substrings rule (if both present) shall always be related in at least the following respect: for all *x* and *y* that match according to the equality relation, then for all values *z* of the substring relation, the result of evaluating the assertion against the value *x* equals the result of evaluating the assertion against the value *y*. That is, two values that are indistinguishable using the equality relation are also indistinguishable using the substrings relation.

8.9.6 Object Identifier and Distinguished Name equality matching rules

There are a number of equality matching rules used to evaluate attribute value assertions which the Directory knows about and uses for its own purposes. They include:

- **objectIdentifierMatch**: This rule is used to match attributes with **ObjectIdentifier** syntax.
- **distinguishedNameMatch**: This rule is used to match attributes with **DistinguishedName** syntax.

8.10 Entry collections

8.10.1 Overview

A collection of object and alias entries may have certain common characteristics (e.g., certain attributes that have the same value for each entry of the collection) because of some common characteristic or shared relationship of the corresponding objects. Such a grouping of entries is termed an "entry collection".

Entry collections may contain object and alias entries that are related by their position in the DIT. These collections are specified as subtrees or subtree refinements as described in Section 5.

An entry may belong to several entry collections subject to administrative limitations imposed in Section 5.

8.10.2 Collective Attributes

When user attributes are shared by the entries of an entry collection, they are termed *collective attributes*.

It is also permissible that the same collective attribute be independently associated with two or more of these collections. In such cases, the entry's collective attribute has multiple values. Collective attributes shall, therefore, always be specified as multi-valued.

Although they appear to users of the Directory interrogation operations as entry attributes, collective attributes are treated differently from entry attributes in the Directory information model. This difference is manifested to users of the

Directory modification operations in that collective attributes cannot be administered (i.e., modified) via the entries in which they appear but shall be administered via their associated subentries.

NOTE – The independent sources of these values are not manifested to the users of the Directory interrogation operations.

For a collective attribute to appear in an entry, the presence of that attribute type must be permitted according to the DIT content rule governing the entry.

Entries may specifically exclude a particular collective attribute. This is achieved through the use of the **collectiveExclusions** attribute, described in 12.7 and defined in 14.6.

8.11 Compound entries and families of entries

A compound entry is a special entry that comprises family member entries. These family members form a hierarchy and thereby provide hierarchically organized information about the object represented by the compound entry. The compound entry is represented in the DIT by an ancestor family member, which is at the root of a tree containing the family members.

Family members can themselves be organized into one or more families for the purposes of filtering and information retrieval. Each family is a subtree; distinct families have no common family members apart from the shared root that is the ancestor. A family thus comprises an ancestor plus a set of subordinate family members.

A family is, beside the ancestor, composed of all of the immediately subordinate family members being of the same structural object class. Their subordinate members, if any, are also part of the same family independent of their structural object classes.

These concepts are illustrated in Figure 4.

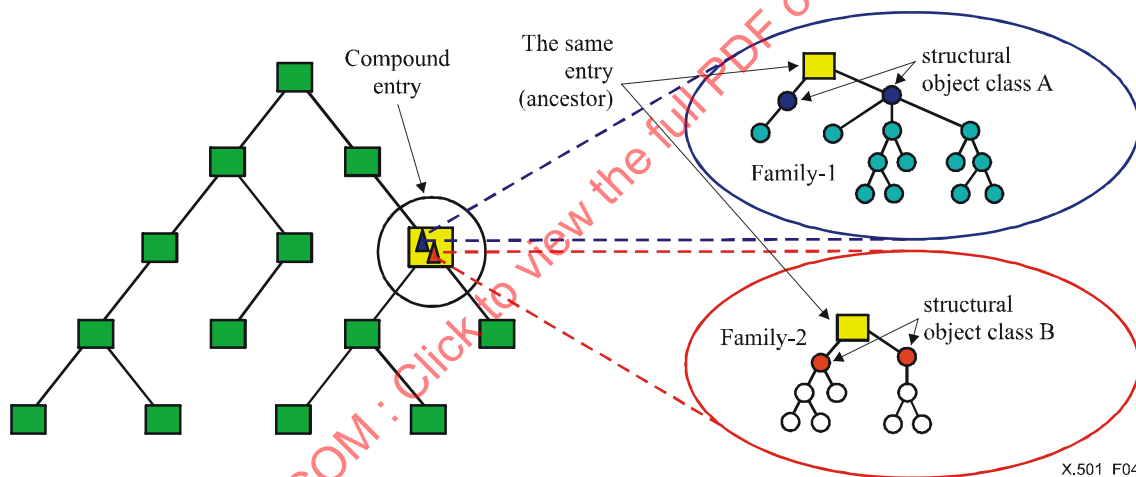


Figure 4 – Families of entries

A family member that is a child within a family tree is marked with the auxiliary object class **child**. The presence of the **child** object class value for an entry causes the immediately superior entry automatically to be marked with the abstract object class value **parent**. An entry that is both a **parent** and a **child** within a family tree is marked with both object class values. The ancestor is the only family member that is not of object class **child**. The construction of compound entries is carried out by marking entries with **child** object class values.

Each subordinate of a non-ancestor family member shall itself be a family member, and marked with a **child** object class value.

The ASN.1 definition of these object classes can be found in 13.3.3.

All family members of a compound entry shall be placed in the same naming context as the ancestor. Family members are not permitted to be alias entries. An alias shall not point to a child family member.

9 Names

9.1 Definitions

For the purposes of this Directory Specification, the following definitions apply:

- 9.1.1 alias, alias name:** An alternative name for an object, provided by the use of alias entries.
- 9.1.2 (alias) dereferencing:** The process of converting an object's alias name to its distinguished name.
- 9.1.3 distinguished name (of an entry):** Every object entry, alias entry, and subentry has at least one distinguished name. If any RDN for the entry or any superior entry includes an attribute for which there exist multiple distinguished values differentiated by context (as described in 9.3), then the entry shall have multiple distinguished names differentiated by context. The *primary distinguished name* is that distinguished name in which each RDN has the primary distinguished value of each contributing attribute as the main value in the RDN construct.
- 9.1.4 (directory) name:** A construct that singles out a particular object from all other objects. A name shall be unambiguous (that is, denote just one object); however, it need not be unique (that is, be the only name which unambiguously denotes the object).
- 9.1.5 (entry) name:** A construct that singles out a particular entry from all other entries.
- 9.1.6 local member name:** A name for a family member constructed by the sequence of RDNs from the ancestor down to the member in question not including the RDN for the ancestor.
- 9.1.7 naming authority:** An authority responsible for the allocation of names in some region of the DIT.
- 9.1.8 purported name:** A construct which is syntactically a name, but which has not (yet) been shown to be a valid name.
- 9.1.9 relative distinguished name (RDN):** A set of one or more attribute type and value pairs, each of which matches a distinct distinguished attribute value of the entry.

9.2 Names in general

A (*directory*) name is a construct that identifies a particular object from among the set of all objects. A name shall be unambiguous, that is, denotes just one object. However, a name need not be unique, that is, be the only name that unambiguously denotes the object. A (directory) name also identifies an entry. This entry is either an object entry that represents the object or an alias entry which contains information that helps the Directory to locate the entry that represents the object.

NOTE 1 – The set of names of an object thus comprises the set of alias names for the object, together with the distinguished names of the object.

An object can be assigned a distinguished name without being represented by an entry in the Directory, but this name is then the name its object entry would have had were it represented in the Directory.

Syntactically, each name for an object or entry is an ordered sequence of relative distinguished names (see 9.3).

Name ::= CHOICE { *-- only one possibility for now --* rdnSequence RDNSequence }

RDNSequence ::= SEQUENCE OF RelativeDistinguishedName

DistinguishedName ::= RDNSequence

NOTE 2 – Names which are formed in other ways than as described herein are a possible future extension.

Each initial sub-sequence of the name of an object is also the name of an object. The sequence of objects so identified, starting with the root and ending with the object being named, is such that each is the immediate superior of that which follows it in the sequence.

A *purported name* is a construct which is syntactically a name, but which has not (yet) been shown to be a valid name.

9.3 Relative Distinguished Names

Each object and entry has at least one *relative distinguished name (RDN)*. An RDN of an object or alias entry consists of a set of attribute type and value (with optional context list) pairs, each of which matches, using the equality matching rule and the applicable context matching rule, a distinct distinguished attribute value of the entry.

Any attribute contributing to an RDN may have more than one distinguished value, differentiated by context, as described below. This provides alternative RDNs for the same object. Within an attribute's set of distinguished values (differentiated by context), precisely one of them is designated the primary distinguished value. The *primary relative distinguished name* of an object comprises the set of primary distinguished values from the set of attributes that comprise the RDN. When conveyed in protocol, each attribute in an RDN signals the primary distinguished value (if it is present) and may optionally include a context for the value and additional alternative attribute values with context. In this case, each attribute value with its context matches a distinct distinguished attribute value of the entry for the attribute type according to the applicable equality matching rule and context matching rules.

NOTE 1 – The equality matching rule can be used because for naming attributes, the attribute syntax and the assertion syntax of the equality matching rule are the same. Similarly, for contexts that may be used to differentiate distinguished values in a naming attribute, the context syntax and the context assertion syntax are the same.

The RDNs of all of the entries with a particular immediate superior are distinct irrespective of any associated context lists. It is the responsibility of the relevant naming authority for an entry to ensure that this is so by appropriately assigning distinguished attribute values. Allocation of RDNs is considered an administrative undertaking that may or may not require some negotiation between involved organizations or administrations. This Directory Specification does not provide such a negotiation mechanism, and makes no assumption as to how it is performed.

RelativeDistinguishedName ::= SET SIZE (1..MAX) OF AttributeTypeAndDistinguishedValue

AttributeTypeAndDistinguishedValue ::= SEQUENCE {
type ATTRIBUTE.&id ({SupportedAttributes}),
value ATTRIBUTE.&Type({SupportedAttributes}@type),
primaryDistinguished BOOLEAN DEFAULT TRUE,
valuesWithContext SET SIZE (1..MAX) OF SEQUENCE {
distingAttrValue [0] ATTRIBUTE.&Type ({SupportedAttributes}@type) OPTIONAL,
contextList SET SIZE (1..MAX) OF Context } OPTIONAL }
}

The set that forms an RDN contains exactly one **AttributeTypeAndDistinguishedValue** for each attribute which contains distinguished values in the entry; that is, a given attribute type cannot appear twice in the same RDN.

An attribute value that has been designated to appear in an RDN is called a distinguished value. There may be other values of the same attribute that are not distinguished values and thus may not be used in an RDN. An attribute may have multiple distinguished values only if they are differentiated by associated context. This allows an object to have alternative names differentiated by contexts. This is the only case where an attribute may have more than one distinguished value. In that case, the distinguished values shall have context lists containing the same context type(s), the context values of which shall provide that only one of the distinguished values is applicable given any specific context.

An RDN for a given entry is formed by using one distinguished value from each attribute that has distinguished values. The simplest case is an entry that has one distinguished value; it thus has one RDN, formed by using that distinguished value. More than one attribute in an entry may contribute to the RDN. If each contributing attribute has only one distinguished value, then the entry has a single RDN, formed by using the distinguished value for each attribute. If any of the contributing attributes has multiple distinguished values differentiated by context, then the entry has multiple RDNs, each formed by using one of the possible combinations in which one distinguished value is chosen for each attribute type forming the RDN.

Each RDN for an entry shall contain a **type** and **value** pair for each given attribute type forming part of the RDN. **primaryDistinguished** is used to indicate that the **value** is the primary distinguished value of that attribute type. **valuesWithContext** is used to convey the context list for the distinguished attribute value in **value** when necessary to do so. It is also used to convey in a single RDN, some or all of the other distinguished values of the same attribute type. Each **distingAttrValue** is accompanied by its **contextList**. The **distingAttrValue** is only omitted for the distinguished value that appears in **value**; this is how the context list for that value is made present in the RDN.

One and only one of the distinguished values for a given attribute type in an entry shall be considered the *primary distinguished value* for that attribute type. This value shall be used as the **value** in the **AttributeTypeAndDistinguishedValue** when forming the primary relative distinguished name of the object (see 9.8 and 9.6). The *primary relative distinguished name* is an RDN in which the primary distinguished values for each attribute in the RDN appear in the **value** components of each **AttributeTypeAndDistinguishedValue** in the RDN. Context and alternative distinguished values may appear in the **valuesWithContext** component of each **AttributeTypeAndDistinguishedValue**.

The RDN may be modified, if necessary, by the complete replacement of all the distinguished values of all contributing attributes.

Family members, like other entries, have RDNs. An RDN can consist of multiple attribute type and value pairs. Only primary RDNs can be used. The *local member name* of a family member is the sequence of RDNs from the ancestor down to that member. The local member name of the ancestor is an empty sequence.

NOTE 2 – RDNs are intended to be long-lived so that the users of the Directory can store the distinguished names of objects (e.g., in the Directory itself) without concerns for their obsolescence. Thus RDNs should be changed cautiously.

NOTE 3 – Changing the RDN of a non-leaf entry automatically changes the name of subordinate entries.

NOTE 4 – The context in which a particular attribute type and value forming part of an RDN is applicable is independent of the contexts associated with any other part of that RDN or other RDNs in a distinguished name.

NOTE 5 – For example, a valid distinguished name for an entry can be formed by combining an RDN designated as the Language = French variant of that entry's RDN with the Language = English DN of its superior entry.

9.4 Name matching

It is often necessary in the operation of the Directory to determine if two names match. This requires that corresponding RDNs be matched. The general approach to name matching is described here; specific approaches for particular uses for name matches are described, where appropriate.

A purported RDN is said to match a target RDN if each **AttributeTypeAndDistinguishedValue** in the purported RDN matches with the **AttributeTypeAndDistinguishedValue** for the same attribute type in the target RDN. There is a match if the purported **value** or any **distingAttrValue** of the purported **AttributeTypeAndDistinguishedValue** matches either the target **value** or any **distingAttrValue** in the target **AttributeTypeAndDistinguishedValue**. **primaryDistinguished**, if present in either the purported or target **AttributeTypeAndDistinguishedValue**, is ignored for matching.

NOTE 1 – The equality matching rule can be used because, for naming attributes, the attribute syntax and the assertion syntax of the equality matching rule are the same.

NOTE 2 – There is no guarantee that every distinguished value for a given naming attribute is present in the **AttributeTypeAndDistinguishedValue** for that attribute type in a given RDN. Two RDNs for the same object could be formed using different distinguished values (differentiated by context) for the same attribute type. If there is no overlap in the sets of distinguished values for a given attribute that each uses, then they will fail to match, even though the purported RDN and target RDN are alternative RDNs for the same object. How this could occur, and the impact of this, depends on the reason for name matching (e.g., name resolution, access control, filtering).

If matching attribute values are not found as a result of the above, then the RDNs do not match. If matching attribute values are found, then there shall also be a match between associated contexts for those values, if present, before the attribute type and value pairs are considered to match. Each context in the purported attribute value's context list is considered a context assertion against the matching target attribute value's context list, and shall evaluate to true as described in 8.9.2.4 in order for the contexts to be considered a match. **fallback** in the purported contexts is ignored when forming the context assertions.

NOTE 3 – The purported contexts can be used as context assertions in this way because the context assertion syntax is the same as the context syntax for context types that may be used with distinguished values.

If **valuesWithContext** is not present in a purported RDN, then context assertions supplied as part of the operation, or defaults that are set up to be applied to an operation shall also be applied as described in 8.9.2.2. The exception to this is for the case of name matching during name resolution during a Directory operation; in that case, no context assertions are applied if none is available in **valuesWithContext**.

9.5 Names returned during operations

Many Directory operations return the name of an entry. When an operation returns a name for an entry, or names for multiple entries, it shall return the primary distinguished name for each entry and may return, in addition, alternative distinguished name information and context information (see 7.7 of ITU-T Rec. X.511 | ISO/IEC 9594-3).

9.6 Names held as attribute values or used as parameters

Where a name is held as an attribute value within some other attribute, or passed as an attribute value in some exchange (e.g., an alias pointer), there is always the question of whether the name held can be an alternative distinguished name or shall be the primary distinguished name, whether it can contain alternative distinguished values, and whether it can include context information. Specific restrictions are mentioned where necessary throughout these Directory Specifications.

NOTE – Annex O includes suggestions for improving interoperability with pre-third edition systems and ensuring predictable behaviour in regard to using contexts with names.

9.7 Distinguished Names

The *distinguished name* of a given object is defined as that name which consists of the sequence of the RDNs of the entry which represents the object and those of all of its superior entries (in descending order). Because of the one-to-one correspondence between objects and object entries, the distinguished name of an object is the distinguished name of the object entry.

NOTE 1 – It is preferable that the distinguished names of objects which humans have to deal with be user-friendly.

NOTE 2 – ITU-T Rec. X.650 | ISO/IEC 7498-3 defines the concept of a primitive name. A distinguished name can be used as a primitive name for the object it identifies.

NOTE 3 – Because only the object entry and its superiors are involved, distinguished names of objects can never involve alias entries.

Alias entries also have distinguished names; however, this name cannot be the distinguished name of an object. When this distinction needs to be made, the complete term "distinguished name of an alias entry" is used. The distinguished name of an alias entry is defined, as for the distinguished name of an object entry, to be the sequence of RDNs of the alias entry and those of all of its superior entries (in descending order).

It also proves convenient to define the 'distinguished name' of the root, although this can never be the distinguished name of an object. The distinguished name of the root is defined to be an empty sequence.

If any attribute contributing to an RDN within the distinguished name for an object has multiple distinguished values differentiated by contexts, then that object has multiple distinguished names. Each unambiguously identifies the object. The primary distinguished name is that distinguished name for which every RDN is a primary RDN. When conveyed in protocol, the primary distinguished name is formed by using the primary distinguished value as **value** in the **AttributeTypeAndDistinguishedValue** for each attribute in each RDN forming the name. Alternative distinguished names are formed by using alternative distinguished values for attributes in one or more RDNs. In some uses for a name, the primary distinguished name shall be used. In other cases, alternative distinguished names may be used. Since the **AttributeTypeAndDistinguishedValue** in RDNs may include alternate distinguished values in the **valuesWithContext** component, any distinguished name may include alternative values within its RDNs.

NOTE 4 – The distinguished name is said to include alternative names when an RDN includes multiple distinguished values for any contributing attribute.

Context information may be included with a distinguished name in the **valuesWithContext** component within any RDN. Wherever names are used throughout these Directory Specifications, it is specified if the name shall be the primary distinguished name, if the name may include alternative values, and if context information may be included. Where there is no explicit statement, alternative distinguished names may be used, and the name may include alternative values and/or context information.

NOTE 5 – Any requirement to use a primary distinguished name in protocol instead of an alternative distinguished name need not be reflected to the end user.

An example which illustrates the concepts of RDN and distinguished name appears in Figure 5.

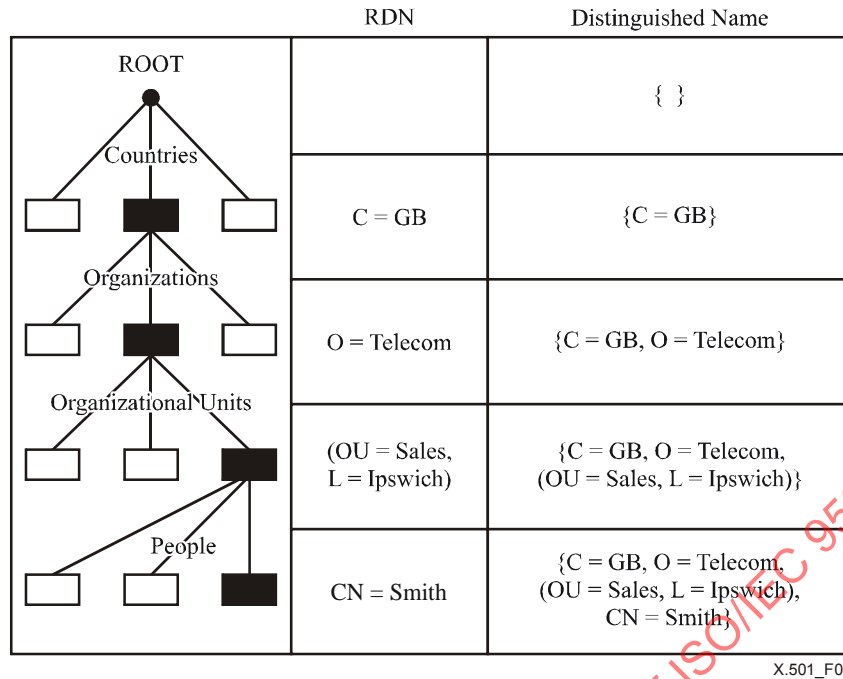


Figure 5 – Determination of distinguished names

9.8 Alias Names

An *alias*, or an *alias name*, for an object is a an alternative name for an object or object entry which is provided by the use of alias entries.

Each alias entry contains, within the **aliasedEntryName** attribute, a name of some object. The distinguished name of the alias entry is thus also a name for this object.

NOTE 1 – The name within the **aliasedEntryName** is said to be pointed to by the alias. It does not have to be the distinguished name of any entry.

NOTE 2 – The **AliasedEntryName** attribute value may be the primary distinguished name or any alternative distinguished name if such exists. Consistency and interworking with pre-third DSAs may be affected if the primary distinguished name is not used.

The conversion of an alias name to an object name is termed (alias) "dereferencing" and comprises the systematic replacement of alias names, where found within a purported name, by the value of the corresponding **aliasedEntryName** attribute. The process may require the examination of more than one alias entry.

Any particular entry in the DIT may have zero or more alias names. It therefore follows that several alias entries may point to the same entry. An alias entry may point to an entry that is not a leaf entry and may point to another alias entry.

An alias entry shall have no subordinates, so that an alias entry is always a leaf entry.

Every alias entry shall belong to the **alias** object class which is defined in 13.3.3.

Family members are not permitted to be alias entries.

10 Hierarchical groups

10.1 Definitions

For the purposes of this Directory Specification, the following definitions apply:

10.1.1 hierarchical child: For an entry, a hierarchical child is an entry for which it is a hierarchical parent.

10.1.2 hierarchical group: A hierarchical group is a collection of entries, including compound entries, that forms a logical tree that is not necessarily related to the DIT.

10.1.3 hierarchical leaf: This is an entry within a hierarchical group that has no hierarchical children.

10.1.4 hierarchical level: An integer that gives the distance from an entry within a hierarchical group to the hierarchical top in form of the number of hierarchical links between the entry and the hierarchical top.

10.1.5 hierarchical link: This is a general term for the logical relationship between two entries that have a hierarchical immediate parent/immediate child relationship.

10.1.6 hierarchical parent: For an entry, the hierarchical parents are the immediately hierarchical parent, its immediately hierarchical parent, recursively all the way up to and including the hierarchical top.

10.1.7 hierarchical sibling: For an entry, the hierarchical siblings are the entries having the same immediately hierarchical parent as itself.

10.1.8 hierarchical sibling-child: For an entry, its hierarchical sibling-children are the complete set of hierarchical children, at all lower levels, of its hierarchical siblings.

10.1.9 hierarchical top: This is the entry within a hierarchical group that is the root of the hierarchy. A hierarchical top has no immediately hierarchical parent.

10.1.10 immediately hierarchical child: For an entry, an immediately hierarchical child is an entry for which it is the immediately hierarchical parent. This immediately hierarchical child does not need to be an immediately subordinate entry within the DIT.

10.1.11 immediately hierarchical parent: For an entry, its immediately hierarchical parent is the entry, that within the hierarchical group, is its immediately superior entry. The immediately hierarchical parent does not need to be the immediately superior entry within the DIT.

10.2 Hierarchical relationship

Directory entries have a hierarchical relationship in the way they are placed in the DIT. However, entries may also have hierarchical relationships not reflected in the DIT structure. As an example, a dynamic organization may not want to reflect its current organization directly in the DIT, as it may require frequent changes to the DIT structure. There is therefore a requirement in the Directory to be able to reflect hierarchical relationships independent of the DIT structure. *Hierarchical groups* form such relationships. A hierarchical group forms a logical tree with a root called the *hierarchical top*.

By referring to hierarchical relationships, it is possible in a Search operation to retrieve information not only from a given entry, but also from other entries within the same hierarchical group.

A compound entry is considered a single entry in the context of hierarchical groups. A child family member cannot be part of a hierarchical group in its own right.

NOTE – Hierarchical groups are intended to permit modelling of collections of distinct objects that have logically informal relationships, and particularly relationships that are, or could be, temporary. Compound entries, in contrast, model objects that comprise sub-objects that are conveniently considered as a hierarchy.

To describe navigation within a hierarchical group, it is convenient to define terms for the relationships that a given entry has with other entries within the group. This is done in 10.1. Some of these defined terms for direct relationships are parallel to those defined for entry relationships within the DIT (*immediately hierarchical child*, *hierarchical child*, *immediately hierarchical parent* and *hierarchical parent*). However, it is also convenient to define terms for more distant relationships. In some situations, a user may want to retrieve information for *hierarchical siblings*, and even for their hierarchical children (*hierarchical sibling-children*).

An entry can only be a member of a single hierarchical group at one time.

An entry that is part of a hierarchical group holds operational attributes as defined in 14.9. These operational attributes reflect the relationship with other entries within the group, including the *hierarchical level* of the entry within the group. When a compound entry is part of a hierarchical group, the ancestor holds these operational attributes.

A hierarchical group has to be completely outside any service-specific administrative area (see 16.3) or has to be completely contained within a service-specific administrative area. A hierarchical group shall be confined to a single DSA. The Directory service shall detect and prevent attempts to break these rules.

10.3 Sequential ordering of a hierarchical group

In some situation, e.g., when transmitting a hierarchical group, a sequential ordering rule is required. The sequential order of a hierarchical group comes from following all the strands of the hierarchical group as follows:

- a) The top entry is the first entry in the sequence followed by the remaining entries within a complete strand going down from top to a hierarchical leaf. It is a local choice which strands to select as the first one.

- b) The next strand to be selected is one that has not previously been selected and which has the maximum number of entries common with the previous selected strand. If several strands are identical in that respect, selection is a local matter. Only those entries not previously included are included in the sequence.
- c) The procedure in b) is repeated until all strands have been included.

STANDARDSISO.COM : Click to view the full PDF of ISO/IEC 9594-2:2008

SECTION 4 – DIRECTORY ADMINISTRATIVE MODEL

11 Directory Administrative Authority model**11.1 Definitions**

For the purposes of this Directory Specification, the following definitions apply:

- 11.1.1 administrative area:** A subtree of the DIT considered from the perspective of administration.
- 11.1.2 administrative entry:** An entry located at an administrative point.
- 11.1.3 administrative point:** The root vertex of an administrative area.
- 11.1.4 administrative user:** A representative of an Administrative Authority. The full definition of the administrative user concept is outside the scope of this Directory Specification.
- 11.1.5 autonomous administrative area:** A subtree of the DIT whose entries are all administered by the same Administrative Authority. Autonomous administrative areas are non-overlapping.
- 11.1.6 DIT domain administrative authority:** An Administrative Authority in its role as the entity having responsibility for the administration of a part of the DIT.
- 11.1.7 DIT domain policy:** An expression of the general goals and acceptable procedures for a DIT Domain.
- 11.1.8 DMD administrative authority:** An Administrative Authority in its role as the entity responsible for the administration of a DMD.
- 11.1.9 DMD policy:** A policy governing the operation of the DSAs in a DMD.
- 11.1.10 DMO policy:** A policy defined by a DMO, expressed in terms of DMD and DIT Domain policies.
- 11.1.11 inner administrative area:** A specific administrative area whose scope is wholly contained within the scope of another specific administrative area of the same type.
- 11.1.12 policy:** An expression by an Administrative Authority of general goals and acceptable procedures.
- 11.1.13 policy attribute:** A generic term for any Directory operational attribute which expresses policy.
- 11.1.14 policy object:** An entity with which a policy is concerned.
- 11.1.15 policy procedure:** A rule defining how a set of policy objects should be considered and what actions should be taken as a result of this consideration.
- 11.1.16 policy parameter:** A policy procedure is characterized by certain *policy parameters* which are subject to configuration (i.e., choice) by an Administrative Authority.
- 11.1.17 specific administrative area:** A subset (in the form of a subtree) of an autonomous administrative area defined for a particular aspect of administration: access control, subschema or entry collection administration. When defined, specific administrative areas of a *particular kind* partition an autonomous administrative area.
- 11.1.18 specific administrative point:** The root vertex of a specific administrative area.

11.2 Overview

A fundamental objective of the Directory information model is to consider well-defined collections of entries so that they may be administered consistently as a unit. This clause clarifies the nature and scope of the authorities responsible for that administration and the means by which their authority is exercised.

The concept of policy, defined in 11.3, provides the mechanism by which Administrative Authorities exercise control of the Directory.

Some aspects of the Directory Administrative Model are supported by the Model of Directory Administrative and Operational Information (see clause 12). This is to allow the modelling of information required for the regulation of Directory user information and for other administrative purposes.

Other aspects of the Directory Administrative Model require support for the distribution of administrative and operational information among the component parts of the Directory, i.e., DSAs. Clauses 22 through 24 describe a DSA Information Model to support these requirements.

11.3 Policy

A *policy* is an expression by an Administrative Authority, acting as an agent of the DMO, of general goals and acceptable procedures. A policy is defined in terms of rules that are to be enforced (by the Directory, if appropriate) and in terms of aspects within which an administrative user has some degree of freedom of action and specific responsibilities.

An Administrative Authority expresses DMO policy in terms of:

- DIT Domain Policy;
- DMD Policy.

These policies may be expressed as policy attributes. A model of DIT policies is defined in 11.6.

NOTE – Clause 14 defines the system schema necessary to support the administration of collective attributes. Clause 15 defines a framework for supporting subschema administration policies. Clause 17 defines a framework supporting access control policies.

DMD policies relate specifically to DSAs as components of the distributed Directory. These DMD policies are described in 11.7 which defines a model for DSA administration.

Finally, there are policies which relate to external matters (such as bilateral agreements between DMOs) and are therefore not further described here.

A *policy object* is an entity with which a policy is concerned (e.g., a subschema administrative area is a policy object).

A *policy procedure* is a rule defining how a set of policy objects should be considered and what actions should be taken (and under what circumstances) as a result of this consideration (e.g., clause 15 defines subschema administration policy procedures).

A policy procedure is characterized by certain *policy parameters* which are subject to configuration (i.e., choice) by an Administrative Authority.

Operational attributes are used to represent policy parameters. The values of such an attribute form an expression of some or all of the policy parameter it represents.

11.4 Specific administrative authorities

The administration of a DIT Domain involves the execution of five functions related to different aspects of administration:

- naming administration;
- subschema administration;
- security administration;
- collective attribute administration;
- service administration.

A *specific Administrative Authority* is an Administrative Authority in its role as the entity responsible for one of these specific aspects of DIT Domain policy.

The term *Naming Authority* (see clause 9) identifies the role of the Administrative Authority as it pertains to the allocation of names and administration of the structure of these names. A role of the Subschema Authority is to implement these naming structures in the subschema.

The term *Subschema Authority* identifies the role of the Administrative Authority as it pertains to the establishment, administration and execution of the subschema policy controlling the naming and content of entries in a DIT Domain. Clause 15 describes Directory support of Subschema Administration.

The term *Security Authority* (see ITU-T Rec. X.509 | ISO/IEC 9594-8) identifies the role of the Administrative Authority as it pertains to the establishment, administration and execution of a security policy governing the behaviour of the Directory with respect to entries in a DIT Domain.

The term *Collective Attribute Authority* identifies the role of the Administrative Authority as it pertains to the establishment and administration of collective attributes (see 12.7) in a DIT Domain.

The term *Service Authority* identifies the role of the Administrative Authority as it pertains to the establishment and administration of service constraints and adjustment.

11.5 Administrative areas and administrative points

11.5.1 Autonomous administrative areas

Each entry in the DIT is administered by precisely one Administrative Authority (which may operate in different roles). An *autonomous administrative area* is a subtree of the DIT whose entries are all administered by the same Administrative Authority.

The DIT Domain may be partitioned into one or more non-overlapping autonomous administrative areas.

The set of one or more autonomous administrative areas for which a DMO has administrative authority is its DIT Domain. This is represented in Figure 6.

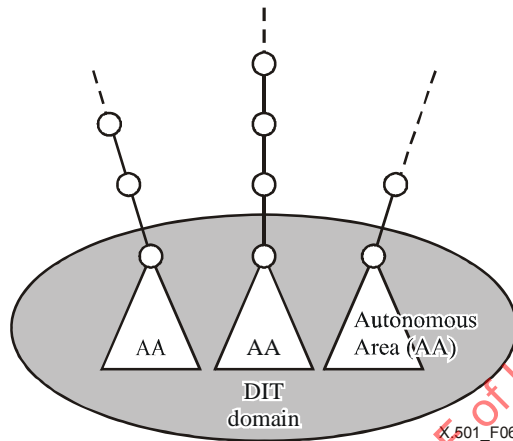


Figure 6 – A DIT Domain

11.5.2 Specific administrative areas

In the same way that an Administrative Authority may operate in a specific role, entries in an administrative area may be considered in terms of a specific administrative function. When viewed in this context, an administrative area is termed a *specific administrative area*. There are five kinds of specific administrative area:

- subschema administrative areas;
- access control administrative areas;
- collective-attribute administrative areas;
- context default administrative areas;
- service administrative areas.

An autonomous administrative area may be considered as implicitly defining a single specific administrative area for each specific aspect of administration. In this case, there is a precise correspondence between each such specific administrative area and the autonomous administrative area.

Alternatively, for each specific aspect of administration, the autonomous administrative area may be partitioned into non-overlapping specific administrative areas.

If so partitioned for a particular aspect of administration, each entry of the autonomous administrative area is contained in one and only one specific administrative area of that aspect.

A specific Administrative Authority is responsible for each specific administrative area. If, for a particular administrative aspect, an autonomous administrative area is not partitioned, a specific Administrative Authority is responsible for that administrative aspect for the entire autonomous administrative area.

11.5.3 Inner administrative areas

For the purpose of security or collective attribute administration, *inner (administrative) areas* within these kinds of specific administrative areas may be defined:

- a) to represent a limited form of delegation; or
- b) for administrative or operational convenience (e.g., where the administrative point of a subtree is in a DSA other than the one holding the entries within the subtree, that subtree may be designated as an inner area to allow administration via the local DSA).

An inner administrative area may be nested within another inner administrative area.

Inner areas represent areas of limited autonomy. Entries in inner areas are administered by the specific Administrative Authorities of the specific administrative areas within which they are contained, and also by the Administrative Authorities of the inner areas within which they are contained. The former authorities have overall control of the policies regulating these entries, while the latter authorities have (limited) control over those aspects of policy delegated to them by the former.

The rules for nested inner areas, should they be permitted, shall be defined as part of the definition of the specific administrative aspect within which they are contained.

11.5.4 Administrative points

The specification of the extent of an autonomous administrative area is implicit and consists of the identification of a point in the DIT (the root of the autonomous administrative area's subtree), an *autonomous administrative point*, from which the administrative area proceeds downwards until another autonomous administrative point is encountered, at which another autonomous area begins.

NOTE 1 – The immediate subordinates of the root of the DIT are autonomous administrative points.

Where an autonomous administrative area *is not* partitioned for a specific aspect of administration, then the administrative area for that aspect coincides with the autonomous administrative area. In this case, the autonomous administrative point is also the *specific administrative point* for this aspect of administration.

Where an autonomous administrative area *is* partitioned for a specific aspect of administration, then the specification of the extent of each specific administrative area consists of the identification of the root of the specific administrative area's subtree, a *specific administrative point*, from which the specific administrative area proceeds downwards until another specific administrative point (of the same administrative aspect) is encountered, at which another specific administrative area begins.

Specific administrative areas are always bounded by the autonomous administrative area they partition.

A particular administrative point may be the root of an autonomous administrative area and may be the root of one or more specific administrative areas.

The specification of the extent of an inner administrative area (within a specific administrative area) consists of the identification of the root of the inner administrative area's subtree, an *inner administrative point*. An inner administrative area is bounded by the specific administrative area within which it is defined.

An administrative point corresponding to the root of an autonomous administrative area represents a DIT Domain (and DSA) boundary. That is, its immediate superior in the DIT must be under the administrative authority of another DMD.

NOTE 2 – This implies that a DMO cannot arbitrarily partition a DIT Domain into autonomous administrative areas.

An administrative point is represented in the Directory information model by an entry holding an **administrativeRole** attribute. The values of this attribute identify the type of administrative point. This attribute is defined in 14.3.

Clauses 22 through 24 describe how administrative areas are mapped onto DSAs and the DSA information model.

Figure 7 depicts an autonomous administrative area which has been partitioned into two specific administrative areas for a specific aspect of administration (e.g., access control). In one specific administrative area, a nested inner administrative area has been created (e.g., because the subtree is to be held in a different DSA from the remainder of the specific administrative area).

Figure 7 uses the abbreviations AAP (Autonomous Administrative Point), SAP (Specific Administrative Point) and IAP (Inner Administrative point).

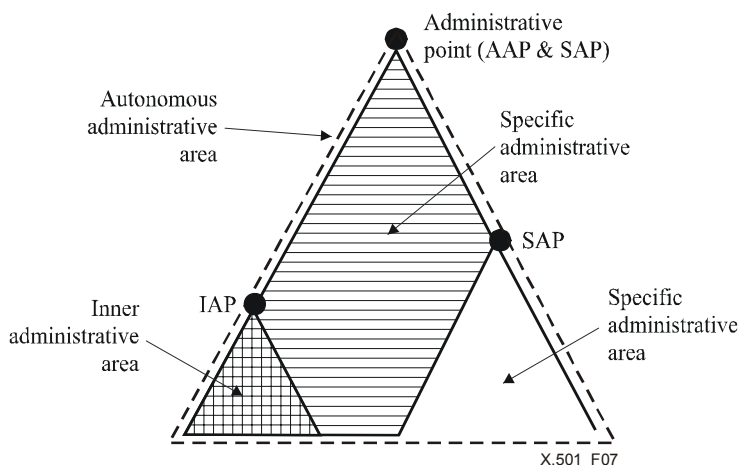


Figure 7 – Administrative points and areas

11.5.5 Administrative entries

An entry located at an administrative point is an *administrative entry*. Administrative entries may have special entries, called *subentries*, as immediate subordinates. The administrative entry and its associated subentries are used to control the entries encompassed by the associated administrative area.

Where inner administrative areas are used, the scopes of these areas may overlap.

Therefore, for each specific aspect of administrative authority, a definition is required of the method of combination of administrative information when it is possible for entries to be included in more than one subtree or subtree refinement associated with an inner area defined for that aspect.

NOTE – It is not necessary for an administrative point to represent each specific aspect of administrative authority. For example, there might be an administrative point, subordinate to the root of the autonomous administrative area, which is used for access control purposes only.

11.6 DIT Domain policies

A DIT Domain policy has the following components: DIT policy objects, DIT policy procedures, and DIT policy parameters.

An operational attribute that represents a DIT policy parameter is termed a *DIT policy attribute* (e.g., subschema administration operational attributes defined in clause 14 are DIT Domain policy attributes).

For a particular DSA, the possible values of a policy parameter may not correspond to distinct, realizable courses of action for that component. This may be the case, for example, when the DSA lacks the technical capability to perform all aspects of the policy procedure (e.g., implement a particular access control scheme). To be well-defined, a policy procedure shall take such circumstances into account as part of its definition.

Specific DIT Domain policy objects and attributes are defined in clause 15 to support subschema administration.

11.7 DMD policies

A *DMD policy* is a policy that pertains to the operation of one or more of the DSAs in the DMD. A DMD policy may apply either to all the DSAs in the DMD in a uniform manner, to a subset of the DSAs in the DMD, or it may apply to one specific DSA.

One sort of DMD policy is to restrict or otherwise control the Directory and DSA abstract service provided by one or more DSAs.

Examples of such restrictions are:

- a) Limiting the basic service provided to Directory (i.e., non-administrative) users to interrogation operations only.
- b) Limiting the service provided to users accessing the DSA indirectly, via chaining, including distinctions based on whether the user request traversed a trusted path.
- c) Limitations on requests accepted from users accessing the DSA directly when chaining is required to DSAs in the DMD known to be subject to limitations of the kind indicated in the previous point.
- d) Constraints on the kinds of searches certain users can perform, and on the characteristics of such searches (e.g., relaxation policies).

STANDARDSISO.COM : Click to view the full PDF of ISO/IEC 9594-2:2008

SECTION 5 – MODEL OF DIRECTORY ADMINISTRATIVE
AND OPERATIONAL INFORMATION**12 Model of Directory Administrative and Operational Information****12.1 Definitions**

For the purposes of this Directory Specification, the following definitions apply:

- 12.1.1 base:** The root vertex of the subtree or subtree refinement produced by the evaluation of a subtree specification.
- 12.1.2 chop:** A set of assertions concerning the names of the subordinates of a base.
- 12.1.3 directory operational attribute:** An operational attribute defined and visible in the Directory Administrative and Operational information model.
- 12.1.4 directory system schema:** The set of rules and constraints concerning operational attributes and subentries.
- 12.1.5 entry:** A Directory entry or extended Directory entry, depending on the context (either users and their applications or administration and operation of the Directory) in which the term is used.
- 12.1.6 subentry:** A special sort of entry, known by the Directory, used to hold information associated with a subtree or subtree refinement.
- 12.1.7 subtree:** A collection of object and alias entries situated at the vertices of a tree. The prefix "sub" emphasizes that the base (or root) vertex of this tree is usually subordinate to the root of the DIT.
- 12.1.8 subtree refinement:** An explicitly specified subset of the entries in a subtree, where the entries are not located at the vertices of a single subtree.
- 12.1.9 subtree specification:** The *explicit* specification of a subtree or subtree refinement. A subtree specification consists of zero or more of the specification elements base, chop and specification filter. The definition is termed "explicit" (in contrast to that of an administrative area) because the portion of the DIT subordinate to the base that is included in the subtree or subtree refinement is explicitly specified.

12.2 Overview

From an administrative perspective, user information held in the DIB is supplemented by administrative and operational information represented by:

- *operational attributes*, which represent information used to control the operation of the Directory (e.g., access control information) or used by the Directory to represent some aspect of its operation (e.g., time stamp information); and
- *subentries*, which associate the values of a set of attributes (e.g., collective attributes) with entries within the scope of the subentry. The scope of a subentry is a subtree or subtree refinement.

This information, illustrated in Figure 8, may be placed in the Directory by administrative authorities or by DSAs, and is used by the Directory in the course of its operation.

Two mechanisms in the Directory abstract service that relate to this view of Directory information are:

- **EntryInformationSelection** permits the selection of operational attributes in an entry; and
- the **subentries** service control permits the List and Search operations to apply either to object and alias entries or to subentries.

Access to operational information, as for user information, may be limited by an access control mechanism.

Entries are made visible to Directory users via the Directory abstract service, but their relationships to the DSAs that ultimately hold them are not. The DSA information model, described in clauses 22 through 24, expresses the mapping of these entries onto the information repositories of DSAs.

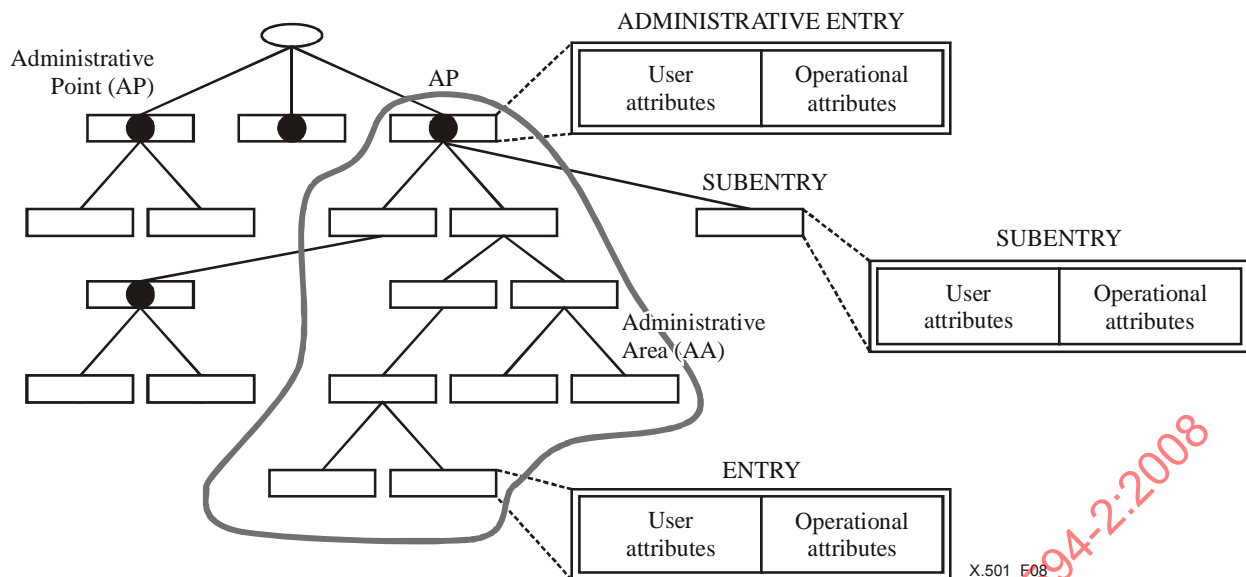


Figure 8 – Model of Directory Administrative and Operational Information

12.3 Subtrees

12.3.1 Overview

A subtree is a collection of object and alias entries situated at the vertices of a tree. Subtrees do not contain subentries. The prefix "sub", in subtree, emphasizes that the base (or root) vertex of this tree is usually subordinate to the root of the DIT.

A subtree begins at some vertex and extends to some identifiable lower boundary, possibly extending to leaves. A subtree is always defined within a context which implicitly bounds the subtree. For example, the vertex and lower boundaries of a subtree defining a replicated area are bounded by a naming context. Similarly, the scope of a subtree defining a specific administrative area is limited to the context of an enclosing autonomous administrative area.

12.3.2 Subtree specification

Subtree specification is the definition of a subset of the entries below a specified vertex which forms the base of the subtree or subtree refinement.

The vertex and/or the lower boundary of the subtree may be implicitly specified, in which case they are determined by the context within which the subtree is used.

The vertex and/or the lower boundary may be explicitly specified using the mechanism specified in this clause. This mechanism may also be used to specify subtree refinements which are not true tree structures.

NOTE – The topological concept of a (sub)tree is useful in considering such specifications, although a particular specification may determine a collection of entries that are *not* located at the vertices of a single (sub)tree. The term *subtree refinement* is preferred when the entries of the collection are not so located.

Specification of a subtree consists of three optional elements of specification which identify the base of the subtree, and then reduce the collection of subordinate entries. These elements of specification are:

- Base* – The root vertex of the subtree or subtree refinement produced by the evaluation of a subtree specification;
- Chop* – A set of assertions concerning the names of the subordinate entries; and
- Specification filter* – A proper subset of the assertive capability of a filter applied to the subordinates.

The specification of a subtree or subtree refinement may be represented by the following ASN.1 type:

```
SubtreeSpecification ::= SEQUENCE {
    base                [0] LocalName DEFAULT { },
    COMPONENTS OF
    specificationFilter [4] ChopSpecification,
    Refinement OPTIONAL }
-- empty sequence specifies whole administrative area
```

The three components of this sequence correspond to the three specification elements identified above.

Where a value of **SubtreeSpecification** identifies a collection of entries that are located at the vertices of a single subtree, the collection is termed a "subtree"; otherwise, the collection is termed a "subtree refinement".

The **SubtreeSpecification** type provides a general purpose mechanism for the specification of subtrees and subtree refinements. Any particular use of this mechanism defines the specific semantics of precisely what is specified and may impose limitations or constraints on the components of **SubtreeSpecification**.

When each of the components of **SubtreeSpecification** is absent (i.e., a value of type **SubtreeSpecification** which is an empty sequence, {}), the subtree so specified is implicitly determined by the context within which the **SubtreeSpecification** is used.

These terms are illustrated in Figure 9, for the case where subtrees are deployed within the context of administrative areas.

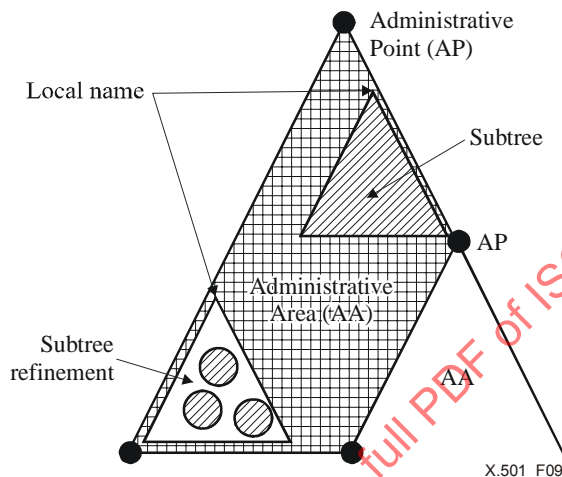


Figure 9 – Specification of Subtrees and Subtree Refinements within the context of Administrative Areas

12.3.3 Base

The **base** component of **SubtreeSpecification** represents the root vertex of the subtree or subtree refinement. This may be an entry which is subordinate to the root vertex of the identified scope or may be the root vertex of the identified scope itself (the default).

The relative name of the root vertex of the subtree with respect to the root vertex of the identified scope is a value of type **LocalName**:

LocalName ::= RDNSquence

Note that the root vertex of the identified scope and the root vertex of the subtree coincide when **LocalName** is omitted from **SubtreeSpecification**.

RDNs used to name the root vertex of the subtree shall be primary RDNs.

12.3.4 Chop Specification

The **ChopSpecification** component consists of a set of assertions concerning the names of the subordinates of a base. It consists of a value of type **ChopSpecification**:

```
ChopSpecification ::= SEQUENCE {
    specificExclusions [1] SET SIZE (1..MAX) OF CHOICE {
        chopBefore [0] LocalName,
        chopAfter [1] LocalName } OPTIONAL,
    minimum [2] BaseDistance DEFAULT 0,
    maximum [3] BaseDistance OPTIONAL }
```

This type is intended to permit the specification of a tree structure (or subset thereof) starting at the base by two methods, specific exclusions and base distance.

Where any attribute in an RDN in **chopBefore** or **chopAfter** has multiple distinguished values differentiated by context, the primary distinguished value shall be used as the **value** in the RDN in **LocalName**.

12.3.4.1 Specific Exclusions

The **specificExclusions** component has two forms, **chopBefore** and **chopAfter**, which may be used individually or in combination.

The **chopBefore** component defines a list of exclusions, each in terms of some limit point which is to be excluded, along with its subordinates, from the subtree or subtree refinement. The limit points are the entries identified by a **LocalName**, relative to the base.

The **chopAfter** component defines a list of exclusions, each in terms of some limit point whose subordinates are to be excluded from the subtree or subtree refinement. The limit points are the entries identified by a **LocalName**, relative to the base.

12.3.4.2 Minimum and Maximum

These components allow exclusion of all entries that are superior to entries that are **minimum** RDN arcs below the base, as well as entries which are subordinate to entries that are **maximum** RDN arcs below the base. These distances are expressed by values of the type **BaseDistance**:

BaseDistance ::= INTEGER (0..MAX)

For the purpose of chop specifications, a compound entry is counted as a single entry. In a compound entry, all family members are counted as having the same base distance as the ancestor, since they are all part of the same logical entry.

A value of **minimum** equal to zero (the default), corresponds to the base. An absent **maximum** component indicates that no lower limit should be imposed on the subtree or subtree refinement.

12.3.5 Specification Filter

The **specificationFilter** component consists of a proper subset of the assertive capability of a filter (see ITU-T Rec. X.511 | ISO/IEC 9594-3) applied to the subordinates of a base. Only entries for which the filter evaluates to true are included in the resulting subtree refinement. It consists of a value of type **Refinement**:

```
Refinement ::= CHOICE {
    item          [0]  OBJECT-CLASS.&id,
    and           [1]  SET SIZE (1..MAX) OF Refinement,
    or            [2]  SET SIZE (1..MAX) OF Refinement,
    not          [3]  Refinement }
```

A **Refinement** evaluates to TRUE as if it were a filter making an **equality** assertion regarding values of the attribute type **objectClass** only.

If a family member is excluded from a subtree by this specification, all its subordinate family members are also excluded.

12.4 Operational attributes

There are three varieties of operational attributes: Directory operational attributes, DSA shared operational attributes, and DSA specific operational attributes.

Directory operational attributes occur in the Directory information model and are used to represent control information (e.g., access control information) or other information provided by the Directory (e.g., an indication of whether an entry is a leaf or non-leaf entry).

DSA shared operational attributes occur only in the DSA Information Model, and are not visible at all in the Directory Information Models.

DSA specific operational attributes occur only in the DSA Information Model, and are not visible at all in the Directory Information Models.

NOTE – These are described in clauses 23 through 24.

The definition and use of each operational attribute is a matter for specification in the appropriate Directory Specification.

12.5 Entries

12.5.1 Overview

From an administrative perspective, user information held in an entry may be supplemented by administrative and operational information represented by operational attributes.

The Directory uses the object class attribute and DIT content rules applicable to an entry to control the user attributes required and permitted in the entry. The operational attributes of an entry are governed by the Directory system schema (see clause 14) applicable to the entry.

12.5.2 Access to operational attributes

Although not normally visible, the directory operational attributes within entries may be made visible to authorized (e.g., administrative) users of the directory abstract service. Certain operational attributes (e.g., **entryACI**, or **modifyTimestamp**) might also be available to ordinary users.

12.6 Subentries

12.6.1 Overview

A *subentry* is a special kind of entry immediately subordinate to an administrative point. It contains attributes that pertain to a subtree (or subtree refinement) associated with its administrative point. The subentries and their administrative point are part of the same naming context (see clause 21).

A single subentry may serve all or several aspects of administrative authority. Alternatively, a specific aspect of administrative authority may be handled through one or more of its own subentries. At most, one subentry is permitted for a subschema administrative authority. Access control and collective attribute authorities may have several subentries.

A subentry is not considered in List and Search operations unless the **subentries** service control is included in the request.

A subentry shall not have subordinates.

The structure of a subentry corresponding to an administrative point is depicted in Figure 10.

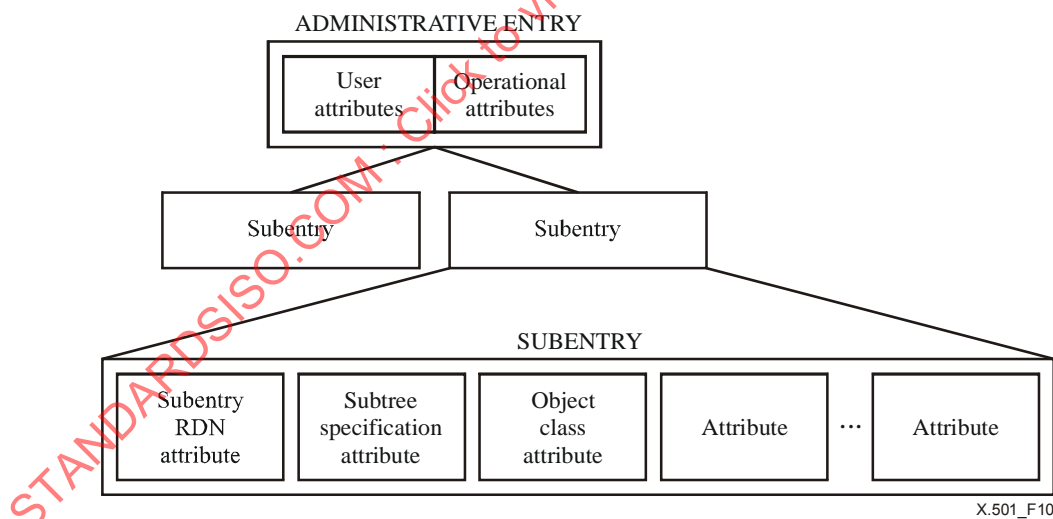


Figure 10 – Structure of a Subentry

A subentry consists of:

- a **commonName** attribute, specified in ITU-T Rec. X.520 | ISO/IEC 9594-6 which contains the RDN of the subentry;
- a **subtreeSpecification** attribute, specified in clause 14;
- an **objectClass** attribute, specified in clause 13, which indicates the purpose(s) of the subentry in the operation of the Directory;

- other attributes, depending on the values of the **objectClass** attribute.

Subentries may also contain operational attributes with appropriate semantics (see 12.6.4).

12.6.2 Subentry RDN attribute

The **commonName** attribute used as the subtree identifier serves to distinguish the various subentries that may be defined as immediate subordinates of a specific administrative entry.

NOTE – The value of this attribute might be selected to serve as a mnemonic to representatives of the Administrative Authority.

The **commonName** attribute for a subentry shall not contain multiple distinguished values differentiated by context; only a single distinguished value is permitted.

12.6.3 Subtree Specification attribute

The **subtreeSpecification** attribute defines the collection of entries within the administrative area with which the subtree is concerned.

12.6.4 Use of Object Class attribute

The content of a subentry is regulated by the values of the subentry's **objectClass** attribute.

The **objectClass** attribute of all subentries shall contain the value **subentry**. The **subentry** object class is a structural object class, defined in clause 14, used to include the **commonName**, **subtreeSpecification** and **objectClass** attributes in all subentries.

In order to regulate the remaining attributes, the other values of the **objectClass** attribute, representing the auxiliary object classes allowed for the subentry, shall be used.

The definition of the semantics of one of these values includes an identification and specification of zero or more attribute types that shall or may appear in the subentry when the **objectClass** attribute assumes the value. The definition of the semantics of a value for the **objectClass** attribute shall include:

- an indication of whether an entry may be included in more than one subtree or subtree refinement associated with the particular purpose (e.g., it may not be permitted in the case of **subschema**, but may be permitted for access control); and if so
- the effects of the combination of associated subentry attributes, if any.

A subentry of a particular object class may only be subordinate to an administrative entry if the **administrativeRole** attribute permits that class of subentry as a subordinate.

As for object and alias entries, information held in a subentry may be supplemented by administrative and operational information represented by operational attributes. For example, a subentry is permitted to contain entry ACI, provided only that this ACI is permitted by and consistent with the value of the **accessControlScheme** attribute of the corresponding access control specific point. Similarly, a subentry may contain a **modifyTimestamp**.

12.6.5 Other subentry attributes

The remaining attributes within a subentry depend on the values of the **objectClass** attribute. For example, a subschema attribute may only be placed in a subentry if its **objectClass** attribute has **subschema** as one of its values.

12.7 Information model for collective attributes

An autonomous administrative area may be designated as a collective attribute specific administrative area in order to deploy and administer collective attributes. This shall be indicated by the presence of the value **id-ar-collectiveAttributeSpecificArea** in the associated administrative entry's **administrativeRole** attribute (in addition to the presence of the value **autonomousArea**, and possibly other values).

Such an autonomous administrative area may be partitioned in order to deploy and administer collective attributes in the specific partitions. In this case, the administrative entries for each of the collective attribute specific administrative areas are indicated by the presence of the value **id-at-collectiveAttributeSpecificArea** in these entries' **administrativeRole** attributes.

If such an autonomous administrative area is not partitioned, there is a single specific administrative area for collective attributes encompassing the entire autonomous administrative area.

Additionally, a specific administrative area defined for the purpose of collective attribute administration may be further divided into nested inner areas for the same purpose. The **administrativeRole** attribute of the administrative entries for each such inner administrative area shall indicate this by the presence of the value **id-ar-collectiveAttributeInnerArea**.

An entry collection and its associated collective attributes are represented in the Directory information model by a subentry, termed a *collective attribute subentry*, whose **objectClass** attribute has the value **id-sc-collectiveAttributeSubentry**, as defined in clause 14. A subentry of this class may be the immediate subordinate of an administrative entry whose **administrativeRole** attribute contains the value **id-ar-collectiveAttributeSpecificArea** or **id-ar-collectiveAttributeInnerArea**.

Where there are different entry collections within a given collective attribute area, each shall have its own subentry.

The entry collection itself is defined by the value of the **subtreeSpecification** operational attribute of the subentry. This value defines the *scope* of the collective attribute subentry. The user attributes of the subentry are the collective attributes of the entry collection.

NOTE 1 – Because subtree refinement is based on object class, the association of collective attributes with object entries can be done in a manner that naturally extends the schema for these entries. For example, the **organizationalPerson** entries of an organization might be extended with a set of collective attributes appropriate for all persons affiliated with the organization by the creation of a subentry whose associated subtree is refined to include only **organizationalPerson** entries and which contains the organization's set of collective attributes. Additionally, a DIT Content Rule for such entries would need to be defined to allow collective attributes to become visible in the entries.

Collective attribute types and non-collective attribute types differ semantically. An attribute type capable of expressing collective semantics shall be designated as a collective attribute type at the time of its definition.

NOTE 2 – Merging procedures employed by the Directory in the case of independent sources of values of a collective attribute type are described in ITU-T Rec. X.511 | ISO/IEC 9594-3.

Collective attributes may be excluded from appearing in a particular entry through use of the **collectiveExclusions** attribute defined in clause 14.

12.8 Information model for context defaults

An autonomous administrative area may be designated as a context default specific administrative area in order to deploy and administer context defaults. This shall be indicated by the presence of the value **id-ar-contextDefaultSpecificArea** in the associated administrative entry's **administrativeRole** attribute (in addition to the presence of the value **id-ar-autonomousArea**, and possibly other values).

Such an autonomous administrative area may be partitioned in order to deploy and administer context defaults in the specific partitions. In this case, the administrative entries for each of the context default specific areas are indicated by the presence of the value **id-ar-contextDefaultSpecificArea** in these entries' **administrativeRole** attribute.

If an autonomous administrative area is not partitioned, there is a single specific administrative area for context defaults encompassing the entire autonomous administrative area.

Context defaults are represented in the Directory Information model by a subentry, termed a *context default subentry*, whose **objectClass** attribute has the value **id-sc-contextAssertionSubentry** as defined in 14.7. A subentry of this class may be the immediate subordinate of an administrative entry whose **administrativeRole** attribute contains the value **id-ar-contextDefaultSpecificArea**.

The context default subentry defines a set of context assertions, any one of which is applied whenever there is no context assertion applicable to a given attribute type specified by the user when accessing the portion of the DIT defined by the **subtreeSpecification** operational attribute of the subentry. Application of default context assertions is described in 8.9.2.2, and in 7.6.1 of ITU-T Rec. X.511 | ISO/IEC 9594-3.

SECTION 6 – THE DIRECTORY SCHEMA

13 Directory Schema**13.1 Definitions**

For the purposes of this Directory Specification, the following definitions apply:

13.1.1 attribute syntax: The ASN.1 data type used to represent values of an attribute.

13.1.2 directory schema: The set of rules and constraints concerning DIT structure, DIT content, DIT context use, object classes, and attribute types, syntaxes and matching rules which characterize the DIB. The Directory Schema is manifested as a set of non-overlapping subschemas each governing entries of an autonomous administrative area (or a subschema specific partition thereof). The Directory schema is concerned only with Directory User Information.

13.1.3 (directory) subschema: The set of rules and constraints concerning DIT structure, DIT content, object classes and attribute types, syntaxes and matching rules which characterize the DIB entries within an autonomous administrative area (or a subschema specific partition thereof).

13.1.4 DIT content rule: A rule governing the content of entries of a particular structural object class. It specifies the auxiliary object classes and additional attribute types permitted to appear, or excluded from appearing, in entries of the indicated structural object class.

13.1.5 DIT context use: A rule governing the context types that may be associated with attribute values of particular attribute types. It specifies the permitted and the mandatory context types for the attribute type.

13.1.6 DIT structure rule: A rule governing the structure of the DIT by specifying a permitted superior to subordinate entry relationship. A structure rule relates a name form, and therefore a structural object class, to superior structure rules. This permits entries of the structural object class identified by the name form to exist in the DIT as subordinates to entries governed by the indicated superior structure rules.

13.1.7 governing structure rule (of an entry): With respect to a particular entry, the *single* DIT structure rule that applies to the entry. This rule is indicated by the **governingStructureRule** operational attribute.

13.1.8 name form: A name form specifies a permissible RDN for entries of a particular structural object class. A name form identifies a named object class and one or more attribute types to be used for naming (i.e., for the RDN). Name forms are primitive pieces of specification used in the definition of DIT structure rules.

NOTE – Name forms are registered and have global scope. DIT structure rules are not registered and have the scope of the administrative area with which they are associated.

13.1.9 superior structure rule: With respect to a particular entry, the DIT structure rule governing the entry's superior.

13.2 Overview

The Directory Schema is a set of definitions and constraints concerning the structure of the DIT, the possible ways entries are named, the information that can be held in an entry, the attributes used to represent that information and their organization into hierarchies to facilitate search and retrieval of the information and the ways in which values of attributes may be matched in attribute value and matching rule assertions.

NOTE 1 – The schema enables the Directory system to, for example:

- prevent the creation of subordinate entries of the wrong object-class (e.g., a country as a subordinate of a person);
- prevent the addition of attribute-types to an entry inappropriate to the object-class (e.g., a serial number to a person's entry);
- prevent the addition of an attribute value of a syntax not matching that defined for the attribute-type (e.g., a printable string to a bit string).

Formally, the Directory Schema comprises a set of:

- a) *Name Form* definitions that define primitive naming relations for structural object classes;
- b) *DIT Structure Rule* definitions that define the names that entries may have and the ways in which the entries may be related to one another in the DIT;
- c) *DIT Content Rule* definitions that extend the specification of allowable attributes for entries beyond those indicated by the structural object classes of the entries;

- d) *Object Class* definitions that define the basic set of mandatory and optional attributes that shall be present, and may be present, respectively, in an entry of a given class, and which indicate the kind of object class that is being defined (see 7.3);
- e) *Attribute Type* definitions that identify the object identifier by which an attribute is known, its syntax, associated matching rules, whether it is an operational attribute and if so its type, whether it is a collective attribute, whether it is permitted to have multiple values and whether or not it is derived from another attribute type;
- f) *Matching Rule* definitions that define matching rules;
- g) *DIT Context Use* definitions that govern the context types that may be associated with attribute values of any particular attribute type.

Figure 11 illustrates the relationships between schema and subschema definitions on the one side, and the DIT, directory entries, attributes, and attribute values on the other.

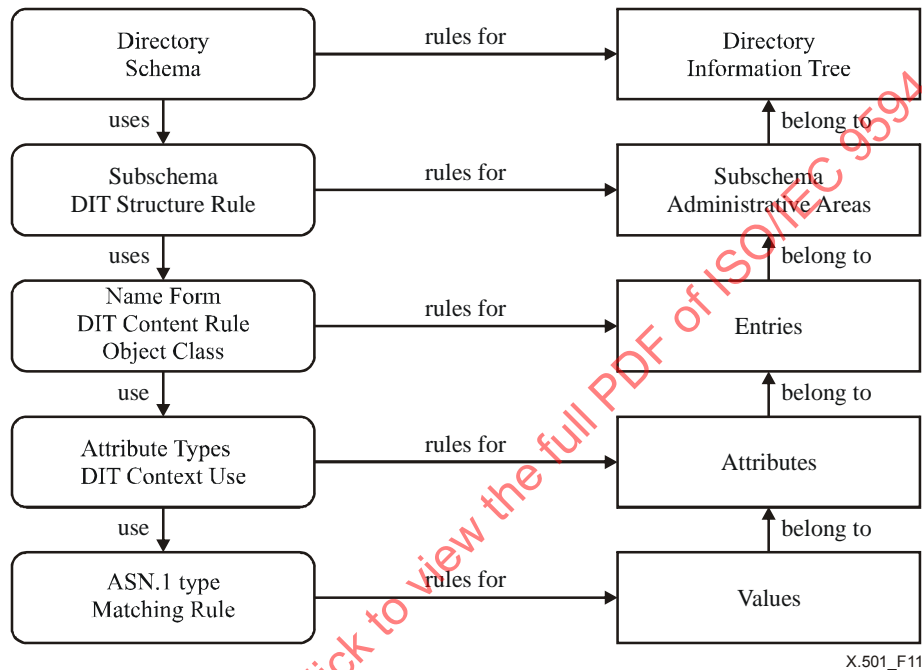


Figure 11 – Overview of Directory Schema

Figure 11 is interpreted as follows:

- the items listed vertically on the left represent elements of schema;
- the items listed vertically on the right represent instances of corresponding schema items, instantiated according to the rules defined by these schema items;
- the relationship between items of schema is illustrated by the "uses" relationship;
- the relationship between instances of different aspects of schema is illustrated using the "belong to" relationship.

The Directory Schema is distributed, like the DIB itself. It is manifested as a set of non-overlapping subschemas each governing entries of an autonomous administrative area (or a subschema specific partition thereof). A subschema administrative authority establishes the rules and constraints constituting the subschema.

The subschema administrative authority may elect to use individual elements of the Directory Schema having global scope which are defined in these Directory Specifications: name forms, object classes and attributes (types and matching rules). It may also choose to define alternatives to these elements more appropriate to its own environment or it may choose some intermediate approach, using both standardized and proprietary schema elements.

The subschema administrative authority defines those schema elements whose scope is limited to the subschema: DIT structure rules, DIT content rules, and DIT context use. In addition, the subschema administrative authority may also specify which matching rules are applicable to which attribute types.

The Directory Schema is concerned only with directory user information. Although some support for the specification of operational information is provided in the notation defined in this clause, the regulation of Directory Administrative and Operational Information is the concern of the *Directory System Schema*.

NOTE 2 – The Directory System Schema is described in clause 14.

13.3 Object class definition

The definition of an object class involves:

- a) indicating which classes this object class is to be a subclass of;
- b) indicating what kind of object class is being defined;
- c) listing the *mandatory* attribute types that an entry of the object class shall contain in addition to the mandatory attribute types of all its superclasses;
- d) listing the *optional* attribute types that an entry of the object class may contain in addition to the optional attributes of all its superclasses;
- e) assigning an object identifier for the object class.

NOTE – Collective attributes shall not appear in the attribute types of an object class definition.

13.3.1 Subclassing

There are restrictions on subclassing, namely:

- only abstract object classes shall be superclasses of other abstract object classes.

There is one special object class, of which every structural object class is a subclass. This object class is called **top**. **top** is an abstract object class.

13.3.2 Object class attribute

Every entry shall contain an attribute of type **objectClass** to identify the object classes and superclasses to which the entry belongs. The definition of this attribute is given in 13.4.8. This attribute is multi-valued.

There shall be one value of the **objectClass** attribute for the entry's structural object class and a value for each of its superclasses. **top** may be omitted.

An entry's structural object classes shall not be changed. The initial values of the **objectClass** attribute are provided by the user when the entry is created.

Where auxiliary object classes are used, an entry may contain values of the **objectClass** attribute for the auxiliary object classes and their superclasses allowed by a DIT content rule. If a value for an allowed auxiliary object class is present, then values for the superclasses of the auxiliary object class shall also be present.

Where the **objectClass** attribute contains an object identifier value for an auxiliary object class, then the entry shall contain the mandatory attributes indicated by that object class.

NOTE 1 – The requirement that the **objectClass** attribute be present in every entry is reflected in the definition of **top**.

NOTE 2 – Because an object class is considered to belong to all its superclasses, each member of the chain of superclasses up to **top** is represented by a value in the **objectClass** attribute (and any value in the chain may be matched by a filter).

NOTE 3 – Access Control restrictions may be placed on modification of the **objectClass** attribute.

In conjunction with the applicable DIT content rules, the Directory enforces the defined object class for every entry in the DIB. Any attempt to modify an entry that would violate the entry's object class definition that is not explicitly allowed by the entry's DIT content rule shall fail.

NOTE 4 – In particular, the Directory will ordinarily prevent:

- a) attribute types absent from an entry's structural object class definition and not permitted by the entry's DIT content rule being added to an entry of that object class;
- b) an entry being created with one or more absent mandatory attribute types for an object class of the entry;
- c) a mandatory attribute type for the object class of the entry being deleted.

13.3.3 Object class specification

Object classes may be defined as values of the **OBJECT-CLASS** information object class:

```
OBJECT-CLASS ::= CLASS {
    &Superclasses      OBJECT-CLASS OPTIONAL,
    &kind              ObjectClassKind DEFAULT structural,
    &MandatoryAttributes ATTRIBUTE OPTIONAL,
    &OptionalAttributes ATTRIBUTE OPTIONAL,
```

&id	OBJECT IDENTIFIER UNIQUE }
WITH SYNTAX {	
[SUBCLASS OF	&Superclasses]
[KIND	&kind]
[MUST CONTAIN	&MandatoryAttributes]
[MAY CONTAIN	&OptionalAttributes]
ID	&id }

```
ObjectClassKind ::= ENUMERATED {
  abstract      (0),
  structural    (1),
  auxiliary     (2)}
```

For an object class which is defined using this information object class:

- a) **&Superclasses** is the set of object classes which are its direct superclasses;
- b) **&kind** is its kind;
- c) **&MandatoryAttributes** is the set of attributes which entries of that class shall contain;
- d) **&OptionalAttributes** is the set of attributes which entries of that class may contain except that if an attribute appears in both the mandatory and optional sets, it shall be considered mandatory;
- e) **&id** is the object identifier assigned to it.

The object classes previously mentioned (**top** and **alias**) are defined below:

```
top OBJECT-CLASS ::= {
  KIND          abstract
  MUST CONTAIN { objectClass }
  ID            id-oc-top }
```

```
alias OBJECT-CLASS ::= {
  SUBCLASS OF  { top }
  MUST CONTAIN { aliasedEntryName }
  ID           id-oc-alias }
```

NOTE 1 – The object class **alias** does not specify appropriate attribute types for the RDN of an alias entry. Administrative Authorities may specify subclasses of the class **alias** which specify useful attribute types for RDNs of alias entries.

```
parent OBJECT-CLASS ::= {
  KIND          abstract
  ID            id-oc-parent }
```

```
child OBJECT-CLASS ::= {
  KIND          auxiliary
  ID            id-oc-child }
```

Neither the **parent** nor the **child** object classes shall be combined with the **alias** object class to form an alias entry.

The **parent** object class is derived by the presence of an immediately subordinate family member, marked by the presence of a **child** object class value. It may not be directly administered. The **child** object class value may only be added or removed when the result is consistent with the architecture of compound entries (e.g., the subordinates of family members shall always have a **child** object class).

NOTE 2 – The object classes **parent** and **child** do not specify any appropriate attribute types for the RDNs of family members. This will be done in the normal way via the appropriate structural object classes and name forms for these entries.

13.4 Attribute type definition

The definition of an attribute type involves:

- a) optionally indicating that the attribute type is a subtype of a previously defined attribute type, its direct supertype;
- b) specifying the attribute syntax for the attribute type;
- c) optionally indicating the equality, ordering and/or substring matching rule(s) for the attribute type;
- d) indicating whether an attribute of this type shall have only one or may have more than one value;
- e) indicating whether the attribute type is operational or user;
- f) optionally indicating that a user attribute type is collective;
- g) optionally indicating that an operational attribute is not user modifiable;

- h) for operational attributes, indicating the application;
- i) assigning an object identifier to the attribute type.

Any user attribute can be identified by an administrative authority as an anchor attribute, having friend attributes. Therefore, the attribute type definition does not identify the friends of an anchor attribute. This may vary from subschema to subschema.

13.4.1 Operational attributes

Some operational attributes are under direct user control. In other cases, the operational attribute's values are controlled by the Directory. In the latter case, the definition of the operational attribute shall indicate that no user modifications to the attribute values are permitted.

The specification of an operational attribute type shall indicate its application, which shall be one of the following:

- Directory operational attribute (e.g., access control attributes);
- DSA shared operational attribute (e.g., a master-access-point attribute);
- DSA specific operational attribute (e.g., a copy-status attribute).

13.4.2 Attribute hierarchies

An attribute hierarchy shall contain either user attributes or operational attributes but not both. It follows that a user attribute shall not be derived from an operational attribute, and that an operational attribute shall not be derived from a user attribute.

An operational attribute that is a subtype of another operational attribute shall have the same application as its supertype.

If an attribute type is not a subtype of another attribute type, the attribute syntax and matching rules (if applicable) shall be specified in the attribute type definition. Specifying an attribute syntax shall be done by directly specifying the ASN.1 data type.

If an attribute type is a subtype of an indicated type, the definition need not specify an attribute syntax, in which case its attribute syntax is that of its direct supertype. If the attribute syntax is indicated and the attribute has a direct supertype, the indicated syntax shall be compatible with the supertype's syntax, i.e., every possible value satisfying the attribute's syntax shall also satisfy the supertype's syntax.

If an attribute type is a subtype of another attribute type, the matching rules applicable to the supertype are applicable to the subtype, unless extended or modified in the definition of the subtype. A matching rule defined for a supertype may not be removed when defining a subtype.

13.4.3 Friend attributes

The list of friends of an anchor attribute shall only contain user attributes. The relationship imposes no restraints whatever on the semantics, syntax, or other characteristics of a friend attribute.

NOTE – An anchor attribute may be defined as a dummy attribute.

13.4.4 Collective attributes

An operational attribute shall not be defined to be collective.

A user attribute may be defined to be collective. This indicates that the same attribute values will appear in the entries of an entry collection subject to the use of the **collectiveExclusions** attribute.

Collective attributes shall be multi-valued.

13.4.5 Derived attributes

A derived attribute is one that contains information using the syntax of attribute information, but where the values are computed as returned rather than being held in the DIB.

The **family-information** derived attribute is introduced for use in the Directory service for the containment of family information. Its characteristics are defined in 7.7.1 of ITU-T Rec. X.511 | ISO/IEC 9594-3.

DSAs may also use derived attribute technology to provide other attributes. For example, all operational attributes that include the **AccessPoint** value of a specific DSA may (and probably should) derive the value from a single source of the information, which may be suitably administered.

13.4.6 Attribute syntax

If an equality matching rule is specified for the attribute type, the Directory shall ensure that the correct attribute syntax is used for every value of this attribute type.

13.4.7 Matching rules

Equality, ordering and substrings matching rules may be indicated in the attribute type definition. The same matching rule may be used for one or more of these types of matches if the semantics of the rule allows for more than one of these different types of matches.

NOTE 1 – This fact should be reflected in the definition of the indicated matching rule.

If no equality matching rule is indicated, the Directory:

- a) treats values of this attribute as having type **ANY**, i.e., the Directory may not check that those values conform with the data type or any other rule indicated for the attribute;
- b) does not permit the attribute to be used for naming;
- c) does not allow individual values of multi-valued attributes to be added or removed;
- d) does not perform comparisons of values of the attribute;
- e) will not attempt to evaluate **AVAs** using values of such an attribute type.

If an equality matching rule is indicated, the Directory:

- a) treats values of this attribute as having the type defined in the **&Type** field in the attribute's definition (or that of the attribute from which the attribute is derived);
- b) will use the indicated equality matching rule for the purpose of evaluating attribute value assertions concerning the attribute;
- c) will only match a presented value of a suitable data type as specified in the attribute type definition.

NOTE 2 – This subclause applies equally to an attribute whose equality matching rule uses an assertion syntax different from the syntax of the attribute type.

If no ordering matching rule is indicated, the Directory shall treat any assertion of an ordering match using the syntax provided by the Directory Abstract Service as undefined.

If no substrings matching rule is indicated, the Directory shall treat any assertion of a substring match using the syntax provided by the Directory Abstract Service as undefined.

An attribute type shall only specify matching rules whose definition applies to the attribute's attribute syntax.

13.4.8 Attribute definition

Attributes may be defined as values of the **ATTRIBUTE** information object class:

```

ATTRIBUTE ::= CLASS {
    &derivation
    &Type
    &equality-match
    &ordering-match
    &substrings-match
    &single-valued
    &collective
    &dummy
    -- operational extensions --
    &no-user-modification
    &usage
    &id
WITH SYNTAX {
    [ SUBTYPE OF
    [ WITH SYNTAX
    [ EQUALITY MATCHING RULE
    [ ORDERING MATCHING RULE
    [ SUBSTRINGS MATCHING RULE
    [ SINGLE VALUE
    [ COLLECTIVE
    [ DUMMY
    [ NO USER MODIFICATION
    [ USAGE
    ID
ATTRIBUTE OPTIONAL,
OPTIONAL, -- either &Type or &derivation required --
MATCHING-RULE OPTIONAL,
MATCHING-RULE OPTIONAL,
MATCHING-RULE OPTIONAL,
BOOLEAN DEFAULT FALSE,
BOOLEAN DEFAULT FALSE,
BOOLEAN DEFAULT FALSE,
BOOLEAN DEFAULT FALSE,
AttributeUsage DEFAULT userApplications,
OBJECT IDENTIFIER UNIQUE }
    &derivation ]
    &Type ]
    &equality-match ]
    &ordering-match ]
    &substrings-match ]
    &single-valued ]
    &collective ]
    &dummy ]
    &no-user-modification ]
    &usage ]
    &id }
    
```

```
AttributeUsage ::= ENUMERATED {
    userApplications      (0),
    directoryOperation    (1),
    distributedOperation   (2),
    dSAOperation          (3) }
```

For an attribute which is defined using this information object class:

- a) **&derivation** is the attribute, if any, of which it is a subtype;
- b) **&Type** is its attribute syntax. This shall be an ASN.1 type;
- c) **&equality-match** is its equality matching rule (if any);
- d) **&ordering-match** is its ordering matching rule (if any);
- e) **&substrings-match** is its substrings matching rule (if any);
- f) **&single-valued** is TRUE if it is single valued, and false otherwise;
- g) **&collective** is TRUE if it is a collective attribute, and false otherwise;
- h) **&dummy** is TRUE if it is a dummy attribute, and FALSE otherwise;
- i) **&no-user-modification** is TRUE if it is an operational attribute which cannot be modified by the user;
- j) **&usage** indicates the operational usage of the attribute. **userApplications** means it is a user attribute, **directoryOperation**, **distributedOperation**, and **dSAOperation** mean it is a directory, distributed, or DSA operational attribute respectively;
- k) **&id** is the object identifier assigned to it.

The attribute types defined in the first edition of this Directory Specification, which are known to and used by the Directory for its own purposes, are defined as follows:

```
objectClass ATTRIBUTE ::= {
    WITH SYNTAX                OBJECT IDENTIFIER
    EQUALITY MATCHING RULE    objectIdentifierMatch
    ID                          id-at-objectClass }

aliasesEntryName ATTRIBUTE ::= {
    WITH SYNTAX                DistinguishedName
    EQUALITY MATCHING RULE    distinguishedNameMatch
    SINGLE VALUE              TRUE
    ID                          id-at-aliasesEntryName }
```

NOTE – The matching rules referred to in these definitions are themselves defined in 13.5.2.

The **objectClass** and **aliasesEntryName** attributes are defined as user attributes even though they are used for Directory operations and semantically should be defined as operational. This is because these attributes were defined as user attributes before the operational attribute concept and must remain as user attributes to facilitate interworking between systems implementing different editions of this Directory Specification.

13.5 Matching rule definition

13.5.1 Overview

The definition of a matching rule involves:

- a) optionally defining the parent matching rules from which the present matching rule may be derived;
- b) defining the syntax of an assertion of the matching rule;
- c) specifying the different types of matches supported by the rule;
- d) defining the appropriate rules for evaluating a presented assertion with respect to target attribute values held in the DIB;
- e) assigning an object identifier to the matching rule.

A matching rule shall be used to evaluate attribute value assertions of attributes indicating the rule as their equality matching rule. The syntax used in the attribute value assertion (i.e., the **assertion** component of the attribute value assertion) is the matching rule's assertion syntax.

A matching rule may apply to many different types of attributes with different attribute syntaxes.

The definition of a matching rule shall include a specification of the syntax of an assertion of the matching rule and the way in which values of this syntax are used to perform a match. This does not require a full specification of the attribute syntax to which the matching rule may apply. A definition of a matching rule for use with attributes with different ASN.1 syntaxes shall specify how matches shall be performed.

The applicability of defined matching rules to the attributes contained in a subschema specification (over and above the matching rules used in the definition of these attribute types) is indicated through the subschema specification operational attribute **matchingRuleUse**, defined in 15.7.7.

13.5.2 Matching rule definition

Matching rules may be defined as values of the **MATCHING-RULE** information object class:

```

MATCHING-RULE ::= CLASS {
    &ParentMatchingRules           MATCHING-RULE           OPTIONAL,
    &AssertionType                 ATTRIBUTE             OPTIONAL,
    &uniqueMatchIndicator         OBJECT IDENTIFIER    OPTIONAL,
    &id                             UNIQUE }
WITH SYNTAX {
    [ PARENT                       &ParentMatchingRules ]
    [ SYNTAX                       &AssertionType ]
    [ UNIQUE-MATCH-INDICATOR      &uniqueMatchIndicator ]
    ID                             &id }

```

For a matching rule which is defined using this information object class:

- a) **&ParentMatchingRules** field is used if the matching rule being defined combines the characteristics of two or more other matching rules. It is given as a set of two or more object identifiers for the matching rules that supply the basic characteristics of the matching rule being defined (e.g., matching algorithm); it shall be omitted for a basic matching rule.
- b) **&AssertionType** is the syntax for an assertion using this matching rule; if it is omitted, the assertion syntax is the same syntax as that of the attribute the rule is applied to unless the matching rule specifies otherwise. If it is present, it may specify a restriction on the parent matching rule(s) if present, but in this case it shall be compatible with the syntax for the parent matching rule(s) (i.e., a value complying with **&AssertionType** shall also comply with **&AssertionType** for the parent matching rule(s)).
- c) **&uniqueMatchIndicator** is a notification attribute type. When present, unique matching is required. For a mapping-based matching rule (see 13.6), that means mapping against the mapping table shall yield an unambiguous result. If there are multiple matches against the mapping table, the search request shall be rejected with a **serviceError** with problem **ambiguousKeyAttributes**. In addition, a notification attribute of the type specified by this field shall be placed in **CommonResults** of the error returned.

NOTE 1 – Such a situation can occur in geographical matching when, for example, an assertion can specify "Newton" as a locality in the United Kingdom; there are many distinct towns with this name, which need to be distinguished by a qualifier (e.g., "Newton, Cambs").

- d) **&id** is the object identifier assigned to it.

If two or more matching rules are used for **ParentMatchingRules**, the result is a combined matching rule that returns a result, for values that are compatible with **AssertionType**, as prescribed by the following rule:

- a) if the result of any parent matching rule is TRUE, the combined matching rule shall return TRUE;
- b) otherwise, if the result of any parent matching rule is FALSE, the combined matching rule shall return FALSE; or
- c) otherwise, the combined matching rule shall return undefined.

The following table shows the rules of combination of two matching rules A and B; the table could in principle be extended into multiple dimensions, with similar result patterns, to cover the case of three or more parent matching rules:

		Rule A		
		TRUE	FALSE	UNDEFINED
Rule B	TRUE	TRUE	TRUE	TRUE
	FALSE	TRUE	FALSE	FALSE
	UNDEFINED	TRUE	FALSE	UNDEFINED

By combining matching rules as specified above, it is possible to obtain valid matching in cases where the matching would otherwise fail.

NOTE 2 – A specific case of the use of a parent matching rule is with the combination of an arbitrary matching rule with the special matching rule **ignoreIfAbsentMatch**. The latter causes a filter-item to return TRUE if the attribute is absent; if it is present, the normal rules apply. This enables a search filter to examine entries when some attributes specified in the **search** filter are absent. See 8.7.1 of ITU-T Rec. X.520 | ISO/IEC 9594-6.

The **objectIdentifierMatch** matching rule is defined as follows:

```
objectIdentifierMatch MATCHING-RULE ::= {
  SYNTAX   OBJECT IDENTIFIER
  ID       id-mr-objectIdentifierMatch }
```

A presented value of type object identifier matches a target value of type object identifier if and only if they both have the same number of integral components, and each integral component of the first is equal to the corresponding component of the second. This matching rule is inherent in the definition of the ASN.1 type object identifier. **objectIdentifierMatch** is an equality matching rule.

The **distinguishedNameMatch** is defined as follows:

```
distinguishedNameMatch MATCHING-RULE ::= {
  SYNTAX   DistinguishedName
  ID       id-mr-distinguishedNameMatch }
```

A presented distinguished name value matches a target distinguished name value if and only if all of the following are true:

- a) the number of RDNs in each is the same;
- b) corresponding RDNs have the same number of **AttributeTypeAndValue**;
- c) corresponding **AttributeTypeAndValue** (i.e., those in corresponding RDNs and with identical attribute types) have attribute values which match as described in 9.4.

distinguishedNameMatch is an equality matching rule.

13.6 Relaxations and tightenings

Relaxation and *tightening* are functions that in a systematic way modify the matching of one or more filter items. If relaxation is performed, the modification of the matching is done in such a way as to increase the likelihood of having more matched entries. Relaxation is performed when the number of matched entries is below a certain minimum. Tightening is performed in a similar way when the number of matched entries is above a certain maximum. There are two modes of relaxation/tightening:

- a) the matching rule applied for a particular attribute type can be replaced by matching rule substitution in a stepwise fashion until the required effect is achieved or the possibilities have been exhausted as detailed in 13.6.1; and
- b) the relaxation/tightening can be applied as part of a *mapping-based matching* as detailed in 13.6.2.

13.6.1 Matching rule substitution

The matching rule substitution can be controlled by a governing-search-rule within a service-specific administrative area (see 16.10.7). It can also be controlled by the user in the **search** request (see 10.2.1 of ITU-T Rec. X.511 | ISO/IEC 9594-3). In both cases, the **RelaxationPolicy** construct, as defined in 16.10, controls the substitution.

Relaxation/tightening by matching rule substitution modifies the action of a filter by systematically substituting the previously applicable matching rules for selected attributes onto matching rules that provide looser (or tighter) matching. Having relaxed, or tightened by matching rule substitution, the whole of the search process is re-evaluated on the same set of entries within the scope of the search. Re-evaluation can continue until no more relaxations exist, or until a satisfactory return (less than or equal to **maximum**, or more than **minimum**, by reference to the controlling **RelaxationPolicy** elements) is made.

The result is that the filter remains the same for each re-evaluation, but the individual matching rules used to evaluate the filter undergo a substitution as necessary (see Figure 12). Relaxation may either be evaluated on a DSA by-DSA basis, using no coordinated relaxation between DSAs, or may alternatively use the **chainedRelaxation** component of **ChainingArguments** to define what relaxation is to be used.

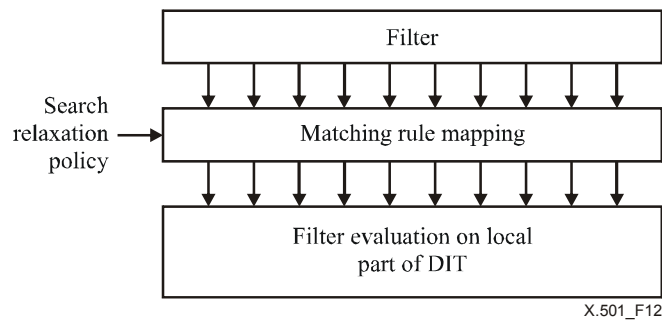


Figure 12 – Matching rule substitution

When a relaxation policy is to be used, the DSA before starting a local search makes a *basic substitution* for each attribute type for which a basic substitution is defined, as specified by the relaxation policy.

NOTE 1 – A particular useful application of basic substitution is, as an example, for the **localityName** attribute type to substitute the **caseIgnoreSubstringMatch** matching rule with the **generalWordMatch** matching rule in situations where this matching rule is more appropriate and the user is expected to formulate a **substrings** filter item accordingly.

If too few entries result from the search, as applied to this particular DSA, the first relaxation policy is applied; if too few entries still result, the next relaxation policy is applied; and so on.

Similarly, if too many entries result from the search, the first tightening policy is applied in a similar fashion. There is no reversal from a tightening to a relaxation, or vice versa.

A relaxation applied by one set of **MRSubstitution** for a particular attribute applies until countermanded by another **MRMapping**. The countermanding can be explicit by specifying the matching rule, or implicit by omitting the **oldMatchingRule** identifier.

If a relaxed evaluation is performed due to too few results from the previous evaluation, and if too many results are returned from the relaxed evaluation, some or all of the results from the relaxed evaluation shall be returned. If a tightened evaluation is performed due to too many results from the previous evaluation, and if too few are returned from the tightened evaluation, some or all of the results from the previous evaluation shall be returned. In either case, the relaxation or tightening process stops.

An applicable relaxation policy applies both to **filter** or **extendedFilter**, as appropriate.

NOTE 2 – Because relaxation allows filter item evaluations to be relaxed or tightened for the *ordinary* filter, the need for extended filters to achieve more complex filtering is diminished.

A DSA may supply the **proposedRelaxation** notification attribute (see 6.13.15 of ITU-T Rec. X.520 | ISO/IEC 9594-6) in a **search** result within the **notification** subcomponent of the **PartialOutcomeQualifier**. The information here can then in a subsequent **search** request be used as a user-supplied relaxation policy.

As an ultimate case of relaxation, a policy can cause a particular filter item to be evaluated as TRUE (or FALSE, if the filter-item is negated) in accordance with the **nullMatch** matching rule.

Within a service specific administrative area, validation against search-rules is performed after possible basic substitutions have been made, as dictated by the search-rule against which the **search** request is being evaluated. A governing-search-rule is selected prior to any subsequent matching rule substitution, including possible basic substitutions specified in the **search** request.

13.6.2 Mapping-based matching

Mapping-based matching is relevant for the Search operation when the users' conception of the real world may in several ways differ from the idealized model often used by the Directory. As an example, users' notions of locality names and how localities relate to each other may be quite different from how localities are represented in the Directory. To bridge that gap and to improve the rate of successful searches, it is essential to have a mapping between the users' conception of some real-world objects, including their mutual relationships, and the Directory model for the same objects. The same mapping should also allow for "fuzzy" matching, i.e., allowing some attribute values to reflect more than their precise definition.

NOTE 1 – As an example, a user may specify a location name in the filter, but the object being looked for may be close to the border in a neighbouring location.

The mapping-based matching is applicable to geographical aspects of White Pages searches, business category aspects of Yellow Pages searches, etc.

The mapping-based matching employs some intermediate table, a *mapping table*, in order to control the mapping. The exact behaviour of a mapping-based matching and the structure of the mapping table are local matters. However, the basic principle for the technique is common as illustrated in Figure 13.

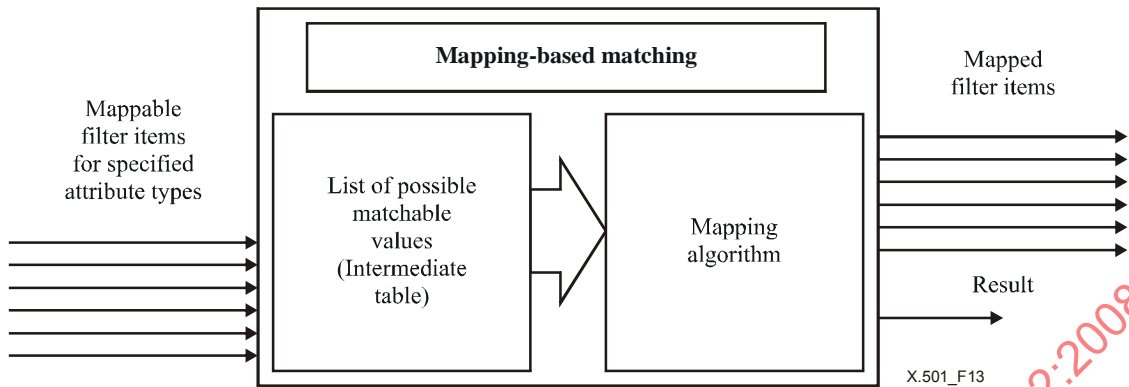


Figure 13 – Mapping-based matching

Using this technique, filter items for designated attribute types (*mappable filter items*) go through a mapping process using a mapping table and some kind of mapping algorithm. This mapping results in some new filter items called *mapped filter items* as replacements for the mappable filter items. In exception cases, the mapping is not performed and information is returned as to the exact nature of the exception.

The number of mapped filter items does not need to be the same as the number of mappable filter items, and will in general be different.

A filter item of type **extensibleMatch** with the **type** specification **absent** cannot be a mappable filter item.

A mapping-based mapping may be local to a DSA. If the Search evaluation is distributed, other DSAs participating in the evaluation phase of a Search may apply their own mapping-based mapping. However, the mapping used can be conveyed to other DSAs in the **chainedRelaxation** component of the **ChainedArguments**.

NOTE 2 – To be able to provide a consistent service to users, administrators of DSAs potentially participating in a distributed Search evaluation should consider harmonizing their mapping tables and functions.

Figure 14 illustrates the principle behind the establishment of the mapping function between the real world and the Directory model of that world. Users have some perception of the real world. This perception may not consider all aspects of the real world. The aspects of the real world that have some importance for how a user formulates a Search request constitute a model of the real world. This model then forms the basis for how the mapping is performed. The precise model of the real world has to be based on experience and is likely to require regular updates based on observed search behaviour by users.

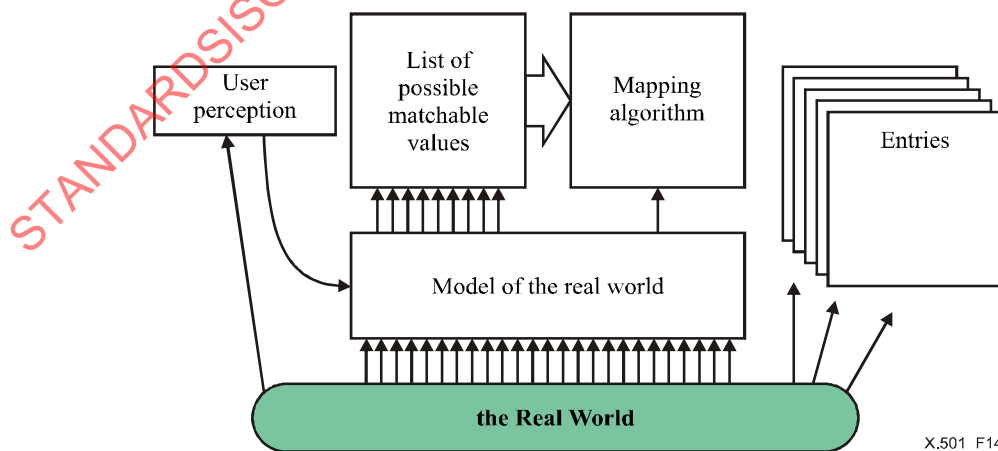


Figure 14 – Information derivation

This model of the real world may only involve a subset of the attribute types used by a user in a Search request, and possibly only a single attribute type is relevant. As an example, in considering a model of the real world with respect to localities, only locality-related attribute types would be relevant to consider. Filter items not referring to such attribute types are not mapped, but are retained and used together with the mapped filter items for entry match.

A model of the real world is used for establishing a mapping table of *matchable values*, i.e., a set of values to be potentially matched against the mappable filter items. How this mapping table of matchable values is established is a local matter. Matching against this mapping table can then result in zero or more matches. Each match results in one or more mapped filter items. The mapping algorithm determines how the mapped filter items are applied against entries. How this is done is a local matter. It could be based on values of traditional attributes in the entries or it could be based on values planted in the entries that have no meaning outside the Directory, e.g., numeric identifiers.

The way mapping is employed and the resulting mapped filter items are handled is conveniently specified by referring to subfilters as defined in 16.5 and further detailed in Annex Q. The concept of subfilters is only used here as a descriptive tool. An implementation can use any other algorithm giving the same result.

Each subfilter is evaluated against the mapping table, and the resulting mapped filter items are combined with the non-mapped filter items in a way determined by the detailed mapping algorithm. The resulting matched entries are the union of the entries matched by each of the subfilters.

NOTE 3 – In many situations, the mappable filter items will be replaced by a logical OR of the mapped filter items.

There are in principle two different modes of mapping. Each mappable filter item could be mapped one at the time, or multiple *combinable* mappable filter items could be used to satisfy a single match against the mapping table. Multiple filter items are applicable to a single mapping-based match if and only if they are *combinable* filter items; that is to say, contained as elements within a single subfilter.

NOTE 4 – For example, two separate geographical names ANDed together in a subfilter can be used to specify a single geographical location of useful size, where the use of a single geographical name may specify an ambiguous or oversized geographical location.

The matching of a filter item against the mapping table is performed using the matching rule implied or specified by that filter item, possibly after a basic matching rule substitution either specified in the governing-search-rule (if any) and in the **search** request.

NOTE 5 – This could involve a complex matching rule like **generalWordMatch** defined in ITU-T Rec. X.520 | ISO/IEC 9594-6 allowing word rotation, word truncation, approximate word match, etc.

NOTE 6 – These Directory Specifications do not specify how an implementation combines the relevant matching rules into a combined matching. It is expected that implementation may restrict what combinations of filter items and matching rules that are supported.

If the matching attempted by a filter item or combinable filter items against the mapping table does not result in any match for any subfilter, i.e., the match yields a FALSE or undefined result, it will result in zero mapped filter items. If there are mappable filter items in every subfilter, the Search would yield no result. An error shall then be returned to the user.

In some situations, e.g., in geographical zonal matching, it is a requirement that the matching against the mapping table yields a single, unambiguous result. If a subfilter matches more than one entry in the mapping table or if different subfilters match different entries in the mapping table, the search may return too many unwanted entries. Instead, information is returned to the user to allow a new and better targeted **search** request to be initiated.

NOTE 7 – In a simpler situation, the mappable filter items are just checked against the mapping table. If this match is successful, the mappable filter items are used unchanged.

The mapping can be dynamic in the sense that the mapping can be adjusted (relaxed) if the search yields zero or too few matched entries. The details on how such a relaxation is performed are outside the scope of these Directory Specifications. These are determined by local requirements. The relaxation can be performed in steps, potentially causing more entries to be found. The relaxation shall be done in such a way that when one additional step in relaxation is taken, all entries returned from previous steps are returned together with potentially some new entries.

The relaxation is performed in steps by specifying different levels of relaxation. A level of zero corresponds to no relaxation. Level one corresponds to a first level of relaxation, etc. Figure 15 is an abstract way of illustrating this stepwise relaxation mechanism. What the different levels of relaxations exactly imply is not defined by these Directory Specifications. The relaxation level can be controlled by the **RelaxationPolicy** construct, which may be supplied in a search-rule, in a **search** request, or both. This allows the relaxation of the mapping-based mapping and relaxation by matching rule substitutions to be synchronized with each other, as both can be determined from each step of relaxation as specified by the **RelaxationPolicy**.

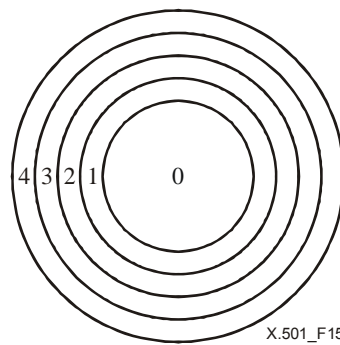


Figure 15 – Search relaxation

The **extendedArea** search control is an integer that provides an alternative way of controlling the level of relaxation for a mapping-based matching algorithm. It is part of the customization of a mapping-based mapping algorithm whether it can be controlled by this search control.

If the **extendedArea** search control present in a search **request** and its use is allowed for a mapping-based algorithm, any level specification in the **RelaxationPolicy**, whether included in the **search** or the governing-search-rule, is ignored.

The **includeAllAreas** search control option specifies the mode of relaxation when this is controlled by the **extendedArea** search control. If this option is set, the relaxing is performed as described above, i.e., potentially more entries are returned for higher levels of relaxation (*inclusive relaxation*). If this option is not set, the user is only interested in the result corresponding to the incremental relaxation (*exclusive relaxation*). The latter could be interesting, if the user is stepwise relaxing and is not interested in getting entries that were returned in previous results, but only additional entries resulting from the latest step of relaxation.

NOTE 8 – There is no guarantee (particularly with a complex filter) that the user will not get some entries received previously, nor that all entries that could be of interest will be returned. For example, looking for French restaurants in Winkfield could fail; relaxing to look for all restaurants in the Winkfield area but excluding Winkfield would then cause the mixed-cuisine White Hart Inn restaurant in Winkfield to be left out of the search results.

Some mapping-based matching algorithms may not support exclusive relaxation or may be customized not to allow it. In this case, the **includeAllAreas** search control option shall be ignored for that mapping function and a possible relaxation shall be performed as an inclusive relaxation.

In some environments, it may also be relevant to be able to specify a negative level for relaxation, which corresponds to a *tightening* of the matching. In this case, the **includeAllAreas** search control option has no significance and is ignored, if present. Tightening may not be relevant for all types of mapping-based matching.

A DSA may simultaneously support several mapping functions, i.e., hold multiple mapping tables with corresponding mapping algorithms. The reasons for multiple mapping functions could be:

- a) The mapping function to be done is dependent on the type of application. Geographical zonal matching (see 8.8 of ITU-T Rec. X.520 | ISO/IEC 9594-6) is a particular important application of mapping-based matching. Other examples are mapping-based matching for Yellow Pages searches, bibliographic searches, etc.
- b) Within a particular application, the detailed specification for how the mapping is performed may vary dependent on specific conditions. As an example, the mapping for geographical zonal matching may depend on the geographical area (e.g., as reflected by the **baseObject** of the Search) or by the type of search the user is attempting, i.e., based on information in the search filter. As another example, mapping may depend on the language used in the request.

If multiple mapping functions are simultaneously applicable and the execution of one of these results in an exception condition that shall be reported to the user, an implementation is not required to check whether multiple exceptions exist (but it may do so).

A mapping-based mapping specification (see later) determines whether the **extendedArea** search control shall be applicable for the mapping function in question. If several mapping functions are active for the same Search operation and some of those can be controlled by **extendedArea** search control, they all perform simultaneous relaxation or tightening according to the **extendedArea** search control, and if applicable, also to the **includeAllAreas** search control option.

NOTE 9 – The example given earlier shows that using **includeAllAreas** with more than one mapping-based mapping can give rise to difficulties.

If the **extendedArea** search control specifies a level of relaxation or tightening not supported by the DSA for some of the mapping functions affected by that search control, then the DSA shall perform the mapping based on best effort. If the **extendedArea** search control specifies a level of relaxation or tightening not supported by the DSA for any of the mapping functions affected by that search control, a **searchServiceProblem** notification attribute with the value **id-pr-unavailableRelaxationLevel** shall be returned in the **notification** parameter of **CommonResults**.

NOTE 10 – If the evaluation of a Search operation is distributed across multiple DSAs, such DSAs may employ different mapping functions giving inconsistent result unless some coordination among the DSAs is established.

Although the details of mapping-based matching are local matters, it is possible to define the overall characteristics of mapping-based matching by defining a special type of matching rules called *mapping-based matching rules*. Such a matching rule is defined as an instance of the **MATCHING-RULE** information object class. However, it is different from traditional matching rules in the sense that it does not specify matching in the traditional sense and therefore does not specify syntax for the matching. However, as part of its definition it gives specifications of its purpose, how it is applied and how exception conditions are handled. The specific behaviour of a mapping-based matching rule can partly be described by an instance of the ASN.1 information object class derived from the below generic (parameterized) **MAPPING-BASED-MATCHING** information object class. This information object class is only intended to specify those aspects that are potentially customizable. This Directory Specification does not dictate how and where an instance of such an information object class is stored, just that it is made available to the DSA in some way.

MAPPING-BASED-MATCHING

```
{ SelectedBy, BOOLEAN:combinable, MappingResult, OBJECT IDENTIFIER:matchingRule } ::=
CLASS {
    &selectBy           SelectedBy           OPTIONAL,
    &ApplicableTo       ATTRIBUTE,
    &subtypesIncluded   BOOLEAN           DEFAULT TRUE,
    &combinable          BOOLEAN           (combinable),
    &mappingResults     MappingResult     OPTIONAL,
    &userControl         BOOLEAN           DEFAULT FALSE,
    &exclusive           BOOLEAN           DEFAULT TRUE,
    &matching-rule     MATCHING-RULE.&id (matchingRule),
    &id                 OBJECT IDENTIFIER UNIQUE }
WITH SYNTAX {
    [ SELECT BY           &selectBy ]
    [ APPLICABLE TO       &ApplicableTo ]
    [ SUBTYPES INCLUDED   &subtypesIncluded ]
    [ COMBINABLE          &combinable ]
    [ MAPPING RESULTS     &mappingResults ]
    [ USER CONTROL        &userControl ]
    [ EXCLUSIVE           &exclusive ]
    [ MATCHING RULE       &matching-rule ]
    [ ID                   &id ] }
```

The **MAPPING-BASED-MATCHING** information object class has the following field specifications:

- a) The **&selectBy** field is a dummy reference for a specification of how an instance of a specialization of the information object class is selected for a mapping-based mapping. The specialized information object class shall, if applicable, specify an ASN.1 type determining together with a textual description on how the selection is to be performed. This component shall be ignored if the user in the **search** request supplies a non-empty **mapping** component of the **RelaxationPolicy** construct.

NOTE 11 – In principle, several instances possibly of different derived information object classes can be selected by the same **search** request.

- b) The **&ApplicableTo** field specifies what filter items shall be considered mappable filter items by specifying the attribute types for such filter items. Any filter item for an attribute type listed by this subcomponent is subject to mapping-based matching. This component shall always be present. Attribute types listed by this component may not necessarily all be present in the filter. The value is determined by the information object instance of a specialization of this information object class.
- c) The **&subtypesIncluded** field is a value of boolean type which specifies whether an instance of a derived information object class can accept subtypes of **&ApplicableTo** attributes, in addition to the specified attribute types. If absent, subtypes are permitted, provided that they are not turned off by other mechanisms. The value is determined by the information object instance of the derived information object class.

- d) The **&combinable** field is a value of boolean type that, if **TRUE**, permits the mapping-based matching to use multiple combinable filter items in the satisfaction of the match against the mapping table. The **combinable** is a dummy reference for the value of this component to be determined by a specialization of this information object class.
- e) The **&mappingResults** field is dummy reference for a specification on how exception conditions are reported. The derived information object class shall specify an ASN.1 type for reporting relevant exception conditions.
- f) The **&userControl** field is a value of boolean type which specifies whether an instance of a derived information object class and its associated mapping-based matching rule can be controlled by the **extendedArea** search control.

NOTE 12 – If several mapping-based matchings are simultaneously being applied, it may be appropriate to let only one of these allow use of the **extendedArea** search control.
- g) The **&exclusive** field is a value of boolean type which specifies whether an instance of a derived information object class and its associated mapping-based matching rule allows exclusive relaxation to be performed. The value, if present, is determined by the information object instance of the derived information object class. If the value is **FALSE** or if the DSA does not support exclusive matching for this mapping-based matching, this particular mapping shall act as if the **includeAllAreas** search control option were set.

NOTE 13 – If several mapping-based matchings are simultaneously being applied, it may be appropriate to let only one of these allow exclusive relaxation.
- h) The **&matching-rule** field is a value of object identifier type identifying the matching-based matching rule for which this instance provides additional specification and which shall be applied for the mapping-based matching. The **matchingRule** dummy reference for the value of this component is to be determined by a specialization of this information object class. The matching rule specified shall be used for the particular mapping-based matching.
- i) The **&id** field is an object identifier allocated to the particular mapping-based mapping.

13.7 DIT structure definition

13.7.1 Overview

A fundamental aspect of the Directory schema is the specification of where an entry of a particular class may be placed in the DIT and how it should be named, considering:

- the hierarchical relationship of entries in the DIT (DIT structure rules);
- the attribute or attributes used to form the RDN of the entry (name forms).

13.7.2 Name form definition

The definition of a name form involves:

- a) specifying the named object class;
- b) indicating the mandatory attributes to be used for the RDNs for entries of this object class where this name form applies;
- c) indicating the optional attributes, if any, that may be used for the RDNs for entries of this object class where this name form applies;
- d) assigning an object identifier for the name form.

If different sets of naming attributes are required for entries of a given structural object class, then a name form shall be specified for each distinct set of attributes to be used for naming.

Only structural object classes are used in name forms.

For entries of a particular structural object class to exist in a portion of the DIB, at least one name form for that object class shall be contained in the applicable part of the schema. The schema contains additional name forms as required.

The RDN attribute (or attributes) need not be chosen from the list of permitted attributes of the structural object class as specified in its structural or alias object class definition.

NOTE – Naming attributes are governed by DIT content rules and DIT context use in the same way as other attributes.

A name form is only a primitive element of the full specification required to constrain the form of the DIT to that required by the administrative and naming authorities that determine the naming policies of a given region of the DIT. The remaining aspects of the specification of DIT structure are discussed in 13.7.5.

13.7.3 Name form specification

Name forms may be defined as values of the **NAME-FORM** information object class:

```

NAME-FORM ::= CLASS {
    &namedObjectClass    OBJECT-CLASS,
    &MandatoryAttributes ATTRIBUTE,
    &OptionalAttributes  ATTRIBUTE OPTIONAL,
    &id                  OBJECT IDENTIFIER UNIQUE }
WITH SYNTAX {
    NAMES                &namedObjectClass
    WITH ATTRIBUTES     &MandatoryAttributes
    [ AND OPTIONALLY    &OptionalAttributes ]
    ID                  &id }
    
```

For a name form which is defined using this information object class:

- a) **&namedObjectClass** is the structural object class it names;
- b) **&MandatoryAttributes** is the set of attributes which shall be present in the RDN of the entry it governs;
- c) **&OptionalAttributes** is the set of attributes which may be present in the RDN of the entry it governs;
- d) **&id** is the object identifier assigned to it.

All attribute types in the mandatory and optional lists shall be different.

13.7.4 Structural object class of an entry

Some subschema specifications will include name forms for no more than one structural object class per structural object class superclass chain represented in the subschema.

Some subschema specifications may include name forms for more than one structural object class per structural object class superclass chain represented in the subschema.

In either case, with respect to a particular entry, only the most subordinate structural object class in the structural superclass chain present in the entry's **objectClass** attribute determines the DIT content rule and DIT structure rule applying to the entry. This class is referred to as the structural object class of the entry and is indicated by the **structuralObjectClass** operational attribute.

13.7.5 DIT structure rule definition

A DIT structure rule is a specification provided by the subschema administrative authority which the Directory uses to control the placement and naming of entries within the scope of the subschema. Each object and alias entry is governed by a single DIT structure rule. A subschema governing a subtree of the DIT will typically contain several DIT structure rules permitting several types of entries within the subtree.

A DIT structure rule definition includes:

- a) an integer identifier which is unique within the scope of the subschema;
- b) an indication of the name form for entries governed by the DIT structure rule;
- c) the set of allowed superior structure rules, if required.

The set of DIT structure rules for a subschema specifies the forms of distinguished names for entries governed by the subschema.

A DIT structure rule allows entries in a given subschema to subscribe to a particular name form. The form of the last RDN component of an entry's **DistinguishedName** is determined by the name form of the DIT structure rule governing the entry.

The **namedObjectClass** component of the name form (the name form's object class) corresponds to the structural object class of the entry.

A DIT structure rule shall only permit entries belonging to the structural object class identified by its associated name form. It does not permit entries belonging to any of the subclasses of the structural object class.

With respect to a particular entry, the DIT structure rule governing the entry is termed the entry's *governing structure rule*. This rule may be identified by examining the entry's **governingStructureRule** attribute.

With respect to a particular entry, the DIT structure rule governing the entry's superior is termed the entry's *superior structure rule*.

An entry may only exist in the DIT as a subordinate to another entry (the superior) if a DIT structure rule exists in the governing subschema which:

- indicates a name form for the structural object class of the entry; and
- either includes the entry's superior structure rule as a possible superior structure rule *or* does not specify a superior structure rule, in which case the entry shall be a subschema administrative point.

If an entry which is itself a subschema administrative point is not included for the purposes of subschema administration in its subschema subentry, then the subschema from the immediately superior subschema administrative area is used to govern the entry.

Entries which are administrative point entries but have no subschema subentry (e.g., newly created administrative point entries) have no governing structure rule. The Directory shall not allow subordinates to be created below such entries until a subschema subentry has been added.

If an entry is converted to a new subschema administrative point, then the governing structure rule of all entries in the new subschema administrative area is automatically changed to that implied by the new subschema.

13.7.6 DIT structure rule specification

The abstract syntax of a DIT structure rule is expressed by the following ASN.1 type:

```
DITStructureRule ::= SEQUENCE {
    ruleIdentifier      RuleIdentifier ,
                      -- shall be unique within the scope of the subschema
    nameForm           NAME-FORM.&id,
    superiorStructureRules SET SIZE (1..MAX) OF RuleIdentifier OPTIONAL }
```

```
RuleIdentifier ::= INTEGER
```

The correspondence between the parts of the definition, as listed in 13.7.5, and the various components of the ASN.1 type defined above, is as follows:

- a) the **ruleIdentifier** component identifies the DIT structure rule uniquely within a subschema;
- b) the **nameForm** component of the DIT structure rule specifies the name form for entries governed by the DIT structure rule;
- c) the **superiorStructureRules** component identifies permitted superior structure rules for entries governed by the rule. If this component is omitted, then the DIT structure rule applies to a subschema administrative point.

The **STRUCTURE-RULE** information object class is provided to facilitate the documentation of DIT structure rules:

```
STRUCTURE-RULE ::= CLASS {
    &nameForm          NAME-FORM,
    &SuperiorStructureRules STRUCTURE-RULE OPTIONAL,
    &id                RuleIdentifier }
WITH SYNTAX {
    NAME FORM          &nameForm
    [ SUPERIOR RULES  &SuperiorStructureRules ]
    ID                 &id }
```

13.8 DIT content rule definition

13.8.1 Overview

A DIT content rule specifies the permissible content of entries of a particular structural object class via the identification of an optional set of auxiliary object classes, mandatory, optional and precluded attributes. Collective attributes shall be included in DIT Content rules if they are to be permitted in an entry.

A DIT content rule definition includes:

- a) an indication of the structural object class to which it applies;
- b) optionally, an indication of the auxiliary object classes allowed for entries governed by the rule;
- c) optionally, an indication of the mandatory attributes, over and above those called for by the structural and auxiliary object classes, required for entries governed by the DIT content rule;
- d) optionally, an indication of the optional attributes, over and above those called for by the structural and auxiliary object classes, permitted for entries governed by the DIT content rule;

- e) optionally, an indication of *optional* attribute(s) from the entry's structural and auxiliary object classes which are precluded from appearing in entries governed by the rule.

For any valid subschema specification, there is at most one DIT content rule for each structural object class.

Every entry in the DIT is governed by at most one DIT content rule. This rule may be identified by examining the value of the entry's **structuralObjectClass** attribute.

If no DIT content rule is present for a structural object class, then entries of that class shall contain only the attributes permitted by the structural object class definition.

The DIT content rules of superclasses of the structural object class for an entry do not apply to that entry.

As a DIT content rule is associated with a structural object class, it follows that all entries of the same structural object class will have the same DIT content rule regardless of the DIT structure rule governing their location in the DIT.

An entry governed by a DIT content rule may, in addition to the structural object class of the DIT structure rule, be associated with a subset of the auxiliary object classes identified by the DIT content rule. This association is reflected in the entry's **objectClass** attribute.

An entry's content shall be consistent with the object classes indicated by its **objectClass** attribute in the following way:

- mandatory attributes of object classes indicated by the **objectClass** attribute shall *always* be present in the entry;
- optional attributes (not indicated as additional optional or mandatory in the DIT content rule) of auxiliary object classes indicated by the DIT content rule may only be present if the **objectClass** attribute indicates these auxiliary object classes.

Mandatory attributes associated with the structural or indicated auxiliary object classes shall not be precluded in a DIT content rule.

13.8.2 DIT content rule specification

The abstract syntax of a DIT content rule is expressed by the following ASN.1 type:

```

DITContentRule ::= SEQUENCE {
    structuralObjectClass      OBJECT-CLASS.&id,
    auxiliaries                SET SIZE (1..MAX) OF OBJECT-CLASS.&id  OPTIONAL,
    mandatory                  [1] SET SIZE (1..MAX) OF ATTRIBUTE.&id  OPTIONAL,
    optional                   [2] SET SIZE (1..MAX) OF ATTRIBUTE.&id  OPTIONAL,
    precluded                  [3] SET SIZE (1..MAX) OF ATTRIBUTE.&id  OPTIONAL }
    
```

The correspondence between the parts of the definition, as listed in 13.8.1, and the various components of the ASN.1 type defined above, is as follows:

- a) the **structuralObjectClass** component identifies the structural object class to which the DIT content rule applies;
- b) the **auxiliaries** component identifies the auxiliary object classes allowed for an entry to which the DIT content rule applies;
- c) the **mandatory** component specifies user attribute types which an entry to which the DIT content rule applies shall contain in addition to those which it shall contain according to its structural and auxiliary object classes;
- d) the **optional** components specify user attribute types which an entry to which the DIT content rule applies may contain in addition to those which it may contain according to its structural and auxiliary object classes;
- e) the **precluded** component specifies a subset of the optional user attribute types of the structural and auxiliary object classes which are precluded from an entry to which the DIT content rule applies.

NOTE – Content rules for directly identified attributes (e.g., attributes in the mandatory, optional, and precluded lists) apply rules only to the attributes that they specify, and not to subtypes and friend attributes.

The **CONTENT-RULE** information object class is provided to facilitate the documentation of DIT content rules:

```

CONTENT-RULE ::= CLASS {
    &structuralClass      OBJECT-CLASS.&id      UNIQUE,
    &Auxiliaries          OBJECT-CLASS      OPTIONAL,
    &Mandatory            ATTRIBUTE        OPTIONAL,
    &Optional             ATTRIBUTE        OPTIONAL,
    &Precluded            ATTRIBUTE        OPTIONAL }
    
```

```

WITH SYNTAX {
    STRUCTURAL OBJECT-CLASS &structuralClass
    [ AUXILIARY OBJECT-CLASSES &Auxiliaries ]
    [ MUST CONTAIN &Mandatory ]
    [ MAY CONTAIN &Optional ]
    [ MUST-NOT CONTAIN &Precluded ] }

```

13.9 Context type definition

The definition of a context type involves:

- a) specifying the syntax of the context;
- b) specifying the syntax of a context assertion;
- c) optionally specifying a default value for the context;
- d) defining the semantics of the context;
- e) specifying how matches are done;
- f) specifying behaviour in the absence of a context value; and
- g) assigning an object identifier to the context type.

13.9.1 Context Value matching

A presented context assertion matches a stored context value of the same context type according to the description of matching which is part of the context definition.

13.9.2 Context definition

Contexts are defined using the **CONTEXT** information object class:

```

CONTEXT ::= CLASS {
    &Type,
    &DefaultValue          OPTIONAL,
    &Assertion             OPTIONAL,
    &absentMatch           BOOLEAN DEFAULT TRUE,
    &id                    OBJECT IDENTIFIER UNIQUE }
WITH SYNTAX {
    WITH SYNTAX           &Type
    [ DEFAULT-VALUE      &DefaultValue ]
    [ ASSERTED AS        &Assertion ]
    [ ABSENT-MATCH       &absentMatch ]
    ID                    &id }

```

A **DEFAULT-VALUE** will cancel out effect (1) of **ABSENT-MATCH**. Effect (2) of **ABSENT-MATCH** could be assumed for any context defined with a **DEFAULT-VALUE**, in which case the **ABSENT-MATCH** field could be dispensed with.

If **&defaultValue** is specified, then entry modification requests to add values with contexts will behave in a manner consistent with the following preprocessing and post-processing specification.

NOTE – A DSA is not obligated to implement the exact sequence of steps below, so long as the end result exhibits the same externally observable behaviour.

Preprocessing

For each **modifyEntry** request to add values with contexts, remove values with contexts or remove all values with contexts: For each context type applicable to the attribute type, if the context type is defined with a **&defaultValue**, then:

- 1) if the context type is not explicitly listed in the request, add the context type with the **&defaultValue** to the request;
- 2) for each stored attribute value of the attribute type, if the attribute value does not have the context type, then add the context type with the **&defaultValue** to the attribute value.

Normal Processing

Post-processing

For each **modifyEntry** request to add values with contexts, remove values with contexts or remove all values with contexts. For each context type applicable to the attribute type, if the context type is defined with a **&defaultValue**, then for each stored attribute value of the attribute type,

- 3) if the attribute value does not have the context type, then remove the attribute value;
- 4) if the attribute value has the context type and the only context value of that context type is the **&defaultValue**, remove the context (but not the attribute value).

If the **&Assertion** is omitted, the context assertion syntax is the same as **&Type**.

Specifying **&absentMatch** as **FALSE** in a context definition has the following two effects:

- a) An attribute value that does not have a context of the specified context type is treated as though it has no values of that context type. That is, if an attribute value contains no contexts of an asserted **contextType**, then the **ContextAssertion** evaluates to **FALSE**.
- b) The **fallback** component of context values of such a context type is treated as being set to **FALSE** regardless of its actual setting.

When a context is defined, the specification shall include a description of the semantics of the context, and how a match is evaluated.

ITU-T Rec. X.520 | ISO/IEC 9594-6 specifies selected Context Definitions.

13.10 DIT Context Use definition

13.10.1 Overview

A DIT Context Use is a specification provided by the subschema administrative authority to specify the permissible context types that may be stored with an attribute, and the mandatory context types that shall be stored with an attribute.

A DIT Context Use definition includes:

- a) an indication of the attribute type to which it applies;
- b) optionally, an indication of the mandatory context types that shall be associated with values of the attribute type whenever the attribute is stored;
- c) optionally, an indication of the optional context types that may be associated with values of the attribute type whenever the attribute is stored.

If no DIT Context Use definition is present for a given attribute type, then values of attributes of that type shall contain no context lists. For a given subschema administrative area, there can be only one DIT Context Use for a given attribute type. A DIT Context Use may be defined to apply to all attribute types, in which case it shall be the only DIT Context Use in the subschema.

13.10.2 DIT Context Use specification

The abstract syntax of a DIT Context Use is expressed by the following ASN.1 type:

```
DITContextUse ::= SEQUENCE {
    attributeType          ATTRIBUTE.&id,
    mandatoryContexts     [1] SET SIZE (1..MAX) OF CONTEXT.&id OPTIONAL,
    optionalContexts      [2] SET SIZE (1..MAX) OF CONTEXT.&id OPTIONAL }
```

The correspondence between the parts of the definition, as listed in 13.10.1, and the various components of the ASN.1 type defined above, is as follows:

- a) the **attributeType** component identifies the attribute type to which the DIT Context Use applies, or any attribute type (**id-oa-allAttributeTypes**);
- b) the **mandatoryContexts** component specifies context types that shall be associated with an attribute value of the given type whenever the attribute is stored. If this is omitted, then attribute values may exist without context lists;

- c) the **optionalContexts** component specifies context types that may be associated with an attribute value of the given type whenever the attribute is stored. If this is omitted but **mandatoryContexts** is present, then all attribute values shall appear with the mandatory context types and no others. If this is omitted and **mandatoryContexts** is also omitted, it is equivalent to having no DIT Context Use for the attribute type; that is, attribute values of the given attribute type shall not have associated context lists.

The **DIT-CONTEXT-USE-RULE** information object class is provided to facilitate the documentation of the DIT Context Use rules:

```

DIT-CONTEXT-USE-RULE ::= CLASS {
    &attributeType      ATTRIBUTE.&id    UNIQUE,
    &Mandatory          CONTEXT      OPTIONAL,
    &Optional           CONTEXT      OPTIONAL }
WITH SYNTAX {
    ATTRIBUTE TYPE      &attributeType
    [ MANDATORY CONTEXTS &Mandatory ]
    [ OPTIONAL CONTEXTS &Optional ] }

```

13.11 Friends definition

The definition of a set of friends involves:

- specifying the anchor attribute that has the set of friends;
- specifying the set of attributes that are the friends of the anchor.

The **FRIENDS** information object class is provided to facilitate the documentation of sets of friends:

```

FRIENDS ::= CLASS {
    &anchor              ATTRIBUTE.&id UNIQUE,
    &Friends            ATTRIBUTE }
WITH SYNTAX {
    ANCHOR              &anchor
    FRIENDS            &Friends }

```

Any given attribute can only have one set of friends in any subschema.

Example:

```

postal FRIENDS ::= {
    ANCHOR      {postalAddress}
    FRIENDS    { physicalDeliveryOfficeName |
                postalCode |
                postOfficeBox |
                streetAddress } }

```

14 Directory System Schema

14.1 Overview

The Directory System Schema is a set of definitions and constraints concerning the information that the Directory itself needs to know in order to operate correctly. This information is specified in terms of subentries and operational attributes.

NOTE – The system schema enables the directory system to, for example:

- prevent the association of subentries of the wrong type with administrative entries (e.g., the creation of a subschema subentry subordinate to an administrative entry defined only as a security administrative entry);
- prevent the addition of inappropriate operational attributes to an entry or subentry (e.g., a subschema operational attribute to a person's entry).

Formally, the Directory System Schema comprises a set of:

- Object class definitions that define the attributes that shall or may be present in a subentry of a given class;
- Operational Attribute Type definitions that specify the characteristics of operational attributes known and used by the Directory.

The complete definition of an operational attribute includes a specification of the way in which the Directory uses and (if appropriate) provides or manages, the attribute in the course of its operation.

The Directory System Schema is distributed, like the DIB itself. Each Administrative Authority establishes the part of the system schema that will apply for those portions of the DIB administered by the authority.

The Directory System Schema defined in this Directory Specification is an integral part of the Directory System itself. Each DSA participating in a directory system requires a full knowledge of the system schema established by its Administrative Authority. The system schema for an Administrative Area may be defined by the Administrative Authority using the notation defined in this clause.

The Directory System Schema is not regulated by DIT structure or content rules. When an element of system schema is defined, a specification of how it is used and where it appears in the DIT is provided.

Certain aspects of the directory system schema are specified in the following subclauses.

The directory system schema required to support directory distribution is specified in clauses 25 through 28.

14.2 System schema supporting the administrative and operational information model

Although **subentry** and **subentryNameForm** are specified using the notation of clause 13, subentries are not regulated by DIT structure or DIT content rules.

14.2.1 Subentry object class

The **subentry** object class is a structural object class and is defined as follows:

```
subentry OBJECT-CLASS ::= {
    SUBCLASS OF      { top }
    KIND              structural
    MUST CONTAIN     { commonName | subtreeSpecification }
    ID                id-sc-subentry }
```

14.2.2 Subentry name form

The **subentryNameForm** name form allows entries of class **subentry** to be named using the **commonName** attribute:

```
subentryNameForm NAME-FORM ::= {
    NAMES             subentry
    WITH ATTRIBUTES  { commonName }
    ID                id-nf-subentryNameForm }
```

No other name form shall be used for subentries.

14.2.3 Subtree Specification operational attribute

The **subtreeSpecification** operational attribute, whose semantics are specified in clause 12, is defined as follows:

```
subtreeSpecification ATTRIBUTE ::= {
    WITH SYNTAX      SubtreeSpecification
    USAGE            directoryOperation
    ID                id-oa-subtreeSpecification }
```

This attribute is present in all subentries; each value defines a set of entries (in terms of a portion of an administrative area possibly with refinement by selection on an object class filter) which may be subject to the policies defined by the subentry.

NOTE – This permits a single complex policy (e.g., a search-rule) to be directed at many object class combinations, in disjoint regions of an administrative area, while being defined in a single subentry.

14.3 System schema supporting the administrative model

The Administrative Model defined in clause 11 requires that administrative entries contain an **administrativeRole** attribute to indicate that the associated administrative area is concerned with one or more administrative roles.

The **administrativeRole** operational attribute is specified as follows:

```
administrativeRole ATTRIBUTE ::= {
    WITH SYNTAX      OBJECT-CLASS.&id
    EQUALITY MATCHING RULE objectIdentifierMatch
    USAGE            directoryOperation
    ID                id-oa-administrativeRole }
```

The values of this attribute defined by this Directory Specification are:

id-ar-autonomousArea
id-ar-accessControlSpecificArea
id-ar-accessControlInnerArea
id-ar-subschemaAdminSpecificArea
id-ar-collectiveAttributeSpecificArea
id-ar-collectiveAttributeInnerArea
id-ar-contextDefaultSpecificArea
id-ar-serviceSpecificArea

The semantics of these values are defined in clause 12.

The **administrativeRole** operational attribute is also used to regulate the subentries permitted to be subordinate to an administrative entry. A subentry not of a class permitted by the **administrativeRole** attribute may not be subordinate to the administrative entry.

14.4 System schema supporting general administrative and operational requirements

The following clauses describe subschema operational attributes which are not attributes in the usual sense (i.e., are not held within an entry), but may be thought of as 'virtual' attributes, representing information which is derivable (e.g., from existing operational attributes, their values, and other information). Such virtual attributes are valid for all entries within an administrative area. This has the effect that these subschema operational attributes appear to be present in every entry.

14.4.1 Timestamps

The **createTimestamp** indicates the time that an entry was created:

```

createTimestamp ATTRIBUTE ::= {
  WITH SYNTAX GeneralizedTime
  -- as per 46.3 b) or c) of ITU-T Rec. X.680 | ISO/IEC 8824-1
  EQUALITY MATCHING RULE generalizedTimeMatch
  ORDERING MATCHING RULE generalizedTimeOrderingMatch
  SINGLE VALUE TRUE
  NO USER MODIFICATION TRUE
  USAGE directoryOperation
  ID id-oa-createTimestamp }

```

The **modifyTimestamp** indicates the time that an entry was last modified:

```

modifyTimestamp ATTRIBUTE ::= {
  WITH SYNTAX GeneralizedTime
  -- as per 46.3 b) or c) of ITU-T Rec. X.680 | ISO/IEC 8824-1
  EQUALITY MATCHING RULE generalizedTimeMatch
  ORDERING MATCHING RULE generalizedTimeOrderingMatch
  SINGLE VALUE TRUE
  NO USER MODIFICATION TRUE
  USAGE directoryOperation
  ID id-oa-modifyTimestamp }

```

The **subschemaTimestamp** indicates the time that the subschema subentry for the entry (see 15.3) was created or last modified. It is available in every entry:

```

subschemaTimestamp ATTRIBUTE ::= {
  WITH SYNTAX GeneralizedTime
  -- as per 46.3 b) or c) of ITU-T Rec. X.680 | ISO/IEC 8824-1
  EQUALITY MATCHING RULE generalizedTimeMatch
  ORDERING MATCHING RULE generalizedTimeOrderingMatch
  SINGLE VALUE TRUE
  NO USER MODIFICATION TRUE
  USAGE directoryOperation
  ID id-oa-subschemaTimestamp }

```

The **generalizedTimeMatch** and **generalizedTimeOrderingMatch** matching rules are defined in ITU-T Rec. X.520 | ISO/IEC 9594-6.

14.4.2 Entry Modifier operational attributes

The **creatorsName** operational attribute indicates the distinguished name of the Directory user that created an entry:

```

creatorsName ATTRIBUTE ::= {
    WITH SYNTAX                               DistinguishedName
    EQUALITY MATCHING RULE                   distinguishedNameMatch
    SINGLE VALUE                             TRUE
    NO USER MODIFICATION                    TRUE
    USAGE                                    directoryOperation
    ID                                       id-oa-creatorsName }

```

The **modifiersName** operational attribute indicates the distinguished name of the Directory user that last modified the entry:

```

modifiersName ATTRIBUTE ::= {
    WITH SYNTAX                               DistinguishedName
    EQUALITY MATCHING RULE                   distinguishedNameMatch
    SINGLE VALUE                             TRUE
    NO USER MODIFICATION                    TRUE
    USAGE                                    directoryOperation
    ID                                       id-oa-modifiersName }

```

These operational attributes shall use the primary distinguished name.

14.4.3 Subentry identification operational attributes

The **subschemaSubentryList** operational attribute identifies the subschema subentry that governs the entry. It is available in every entry:

```

subschemaSubentryList ATTRIBUTE ::= {
    WITH SYNTAX                               DistinguishedName
    EQUALITY MATCHING RULE                   distinguishedNameMatch
    SINGLE VALUE                             TRUE
    NO USER MODIFICATION                    TRUE
    USAGE                                    directoryOperation
    ID                                       id-oa-subschemaSubentryList }

```

The **accessControlSubentryList** operational attribute identifies all access control subentries that affect the entry. It is available in every entry.

```

accessControlSubentryList ATTRIBUTE ::= {
    WITH SYNTAX                               DistinguishedName
    EQUALITY MATCHING RULE                   distinguishedNameMatch
    NO USER MODIFICATION                    TRUE
    USAGE                                    directoryOperation
    ID                                       id-oa-accessControlSubentryList }

```

The **collectiveAttributeSubentryList** operational attribute identifies all collective attribute subentries that affect the entry. It is available in every entry:

```

collectiveAttributeSubentryList ATTRIBUTE ::= {
    WITH SYNTAX                               DistinguishedName
    EQUALITY MATCHING RULE                   distinguishedNameMatch
    NO USER MODIFICATION                    TRUE
    USAGE                                    directoryOperation
    ID                                       id-oa-collectiveAttributeSubentryList }

```

The **contextDefaultSubentryList** operational attribute identifies all context default subentries that affect the entry. It is available in every entry:

```

contextDefaultSubentryList ATTRIBUTE ::= {
    WITH SYNTAX                               DistinguishedName
    EQUALITY MATCHING RULE                   distinguishedNameMatch
    NO USER MODIFICATION                    TRUE
    USAGE                                    directoryOperation
    ID                                       id-oa-contextDefaultSubentryList }

```

The **serviceAdminSubentryList** operational attribute identifies all service administration subentries, if any, that affect the entry. It is available in every entry affected by any such subentry.

```

serviceAdminSubentryList ATTRIBUTE ::= {
    WITH SYNTAX                               DistinguishedName
    EQUALITY MATCHING RULE                   distinguishedNameMatch

```

NO USER MODIFICATION	TRUE
USAGE	directoryOperation
ID	id-oa-serviceAdminSubentryList }

14.4.4 Has Subordinates operational attribute

The **hasSubordinates** operational attribute indicates whether any subordinate entries exist below the entry holding this attribute. A value of **TRUE** indicates that subordinates may exist. A value of **FALSE** indicates that no subordinates exist. If this attribute is absent, no information is provided about the existence of subordinate entries. The attribute will ordinarily disclose the existence of subordinates even if the immediate subordinates are hidden by access controls – to prevent disclosure of the existence of subordinates, the operational attribute itself shall be protected by access controls.

NOTE – A value of **TRUE** may be returned when no subordinates exist if all possible subordinates are available only through a non-specific subordinate reference (see ITU-T Rec. X.518 | ISO/IEC 9594-4) or if the only subordinates are subentries or child family members.

hasSubordinates ATTRIBUTE ::= {	
WITH SYNTAX	BOOLEAN
EQUALITY MATCHING RULE	booleanMatch
SINGLE VALUE	TRUE
NO USER MODIFICATION	TRUE
USAGE	directoryOperation
ID	id-oa-hasSubordinates }

14.5 System schema supporting access control

If a subentry contains prescriptive access control information, then its **objectClass** attribute shall contain the value **accessControlSubentry**:

accessControlSubentry OBJECT-CLASS ::= {	
KIND	auxiliary
ID	id-sc-accessControlSubentry }

A subentry of this object class shall contain precisely one prescriptive ACI attribute of a type consistent with the value of the **accessControlScheme** attribute of the corresponding access control specific point.

14.6 System schema supporting the collective attribute model

Subentries supporting collective attribute specific or inner administrative areas are defined as follows:

collectiveAttributeSubentry OBJECT-CLASS ::= {	
KIND	auxiliary
ID	id-sc-collectiveAttributeSubentry }

A subentry of this object class shall contain at least one collective attribute.

Collective attributes contained within a subentry of this object class are conceptually available for interrogation and filtering at every entry within the scope of the subentry's **subtreeSpecification** attribute, but are administered via the subentry.

The **collectiveExclusions** operational attribute allows particular collective attributes to be excluded from an entry:

collectiveExclusions ATTRIBUTE ::= {	
WITH SYNTAX	OBJECT IDENTIFIER
EQUALITY MATCHING RULE	objectIdentifierMatch
USAGE	directoryOperation
ID	id-oa-collectiveExclusions }

This attribute is optional for every entry.

The **OBJECT IDENTIFIER** value **id-oa-excludeAllCollectiveAttributes** may be used, by its presence as a value of the **collectiveExclusions** attribute, to exclude all collective attributes from an entry.

14.7 System schema supporting context assertion defaults

Subentries providing default values for context assertions are defined as follows:

contextAssertionSubentry OBJECT-CLASS ::= {	
KIND	auxiliary
MUST CONTAIN	{contextAssertionDefaults}

ID **id-sc-contextAssertionSubentry }**

A subentry of this object class shall contain a **contextAssertionDefaults** attribute:

contextAssertionDefaults ATTRIBUTE ::= {
WITH SYNTAX **TypeAndContextAssertion**
EQUALITY MATCHING RULE **objectIdentifierFirstComponentMatch**
USAGE **directoryOperation**
ID **id-oa-contextAssertionDefault }**

Whenever a context is evaluated and no context assertion is provided by the user, the Directory provides context assertion defaults equal to the values of this attribute in the context assertion subentry controlling the entry being accessed, as described in 8.9.2.2.

NOTE – **TypeAndContextAssertion** is defined in 7.6 of (and evaluation of it is defined in 7.6.3 of) ITU-T Rec. X.511 | ISO/IEC 9594-3.

14.8 System schema supporting the service administration model

serviceAdminSubentry OBJECT-CLASS ::= {
KIND **auxiliary**
MUST CONTAIN **{ searchRules }**
ID **id-sc-serviceAdminSubentry }**

A subentry of this object class shall contain a **searchRules** operational attribute:

searchRules ATTRIBUTE ::= {
WITH SYNTAX **SearchRuleDescription**
EQUALITY MATCHING RULE **integerFirstComponentMatch**
USAGE **directoryOperation**
ID **id-oa-searchRules }**

SearchRuleDescription ::= SEQUENCE {
COMPONENTS OF **SearchRule,**
name **[28] SET SIZE (1..MAX) OF UnboundedDirectoryString OPTIONAL,**
description **[29] UnboundedDirectoryString OPTIONAL }**

A value of the **searchRules** operational attribute is either a search-rule containing actual search restrictions, or it is a dummy search-rule that specifies no search restrictions at all. This dummy search-rule is identified by having an **id** of zero and by having no **serviceType** component (or any other components of **SearchRule** other than **id** and **dmdId**). **dmdId** is an identifier for the controlling DMD (see 6.4).

14.9 System schema supporting hierarchical groups

hierarchyLevel ATTRIBUTE ::= {
WITH SYNTAX **HierarchyLevel**
EQUALITY MATCHING RULE **integerMatch**
ORDERING MATCHING RULE **integerOrderingMatch**
SINGLE VALUE **TRUE**
NO USER MODIFICATION **TRUE**
USAGE **directoryOperation**
ID **id-oa-hierarchyLevel }**

HierarchyLevel ::= INTEGER

hierarchyBelow ATTRIBUTE ::= {
WITH SYNTAX **HierarchyBelow**
EQUALITY MATCHING RULE **booleanMatch**
SINGLE VALUE **TRUE**
NO USER MODIFICATION **TRUE**
USAGE **directoryOperation**
ID **id-oa-hierarchyBelow }**

HierarchyBelow ::= BOOLEAN

hierarchyParent ATTRIBUTE ::= {
WITH SYNTAX **DistinguishedName**
EQUALITY MATCHING RULE **distinguishedNameMatch**
SINGLE VALUE **TRUE**
USAGE **directoryOperation**

ID	id- oa-hierarchyParent }
hierarchyTop ATTRIBUTE ::= {	
WITH SYNTAX	DistinguishedName
EQUALITY MATCHING RULE	distinguishedNameMatch
SINGLE VALUE	TRUE
USAGE	directoryOperation
ID	id-oa-hierarchyTop }

The **hierarchyLevel** operational attribute shall be present in any entry that is a member of a hierarchical group. The Directory shall create and maintain this attribute. The Directory shall delete this attribute when the entry is no longer member of a hierarchical group. This attribute shall take the value zero for the hierarchical top. This attribute shall not be present in a child family member.

The **hierarchyBelow** operational attribute indicates whether the entry has any hierarchical children. A value of **TRUE** indicates that hierarchical children exist. A value of **FALSE** or the absence of the attribute type indicates that no hierarchical children exist. The Directory shall create and maintain this attribute. The Directory shall delete this attribute when the entry is no longer member of a hierarchical group.

The **hierarchyParent** attribute shall be present in an Add Entry or Modify Entry operation when a new entry or an existing entry becomes a hierarchical child. The attribute value shall be the distinguished name of the immediately hierarchical parent. If the immediately hierarchical parent is a compound entry, the value shall be the distinguished name of the ancestor. Otherwise, the Directory shall return an Update Error with problem **parentNotAncestor**. This attribute shall not be present in a child family member, in an entry that is not within a hierarchical group, nor an entry that is the hierarchical top.

The **hierarchyTop** attribute points to the top entry of the hierarchical group. This attribute is supplied and maintained by the Directory. The attribute value shall be the distinguished name of the top entry. If the top entry is a compound entry, the value shall be the distinguished name of the ancestor. This attribute shall not be present in a child family member, in an entry that is not within a hierarchical group, nor an entry that is the hierarchical top.

NOTE – This attribute provides a unique identification of the hierarchical group to which the entry belongs.

When an entry within a hierarchical group is deleted by a Remove Entry operation, all its hierarchical children are removed from the hierarchical group.

14.10 Maintenance of system schema

It is the responsibility of DSAs to maintain consistency of subentries and operational attributes with the system schema. Inconsistency between various aspects of system schema, and between system schema and subentries and operational attributes, shall not occur.

The Directory executes entry addition and modification procedures whenever a new subentry is added to the DIT or an existing subentry is modified. The Directory shall determine whether the proposed operation would violate the system schema; if it does, the modification shall fail.

In particular, the Directory ensures that subentries added to the DIT are consistent with the values of the **administrativeRole** attribute, that the attributes within the subentry are consistent with the values of the subentry's **objectClass** attribute.

The value of the **administrativeRole** attribute may be modified to permit classes of subentries to be subordinate to the administrative entry that are not yet present. The value of the **administrativeRole** attribute shall not be modified so as to cause existing subentries to become inconsistent.

The Directory also ensures, where the values of operational attributes are provided by the Directory, that they are correct.

14.11 System schema for first-level subordinates

The Directory enforces the following rules and constraints on entries created immediately subordinate to the DIT root:

- All such entries shall be created as administrative point entries.
- The object class and naming attributes of such entries shall be as specified in ITU-T Rec. X.660 | ISO/IEC 9834-1.

15 Directory schema administration

15.1 Overview

The overall administration of the directory schema of the global DIT is realized through independent administration of the subschemas of the autonomous administrative areas of the DIT Domains that constitute the global DIT.

Coordination of the administration of the directory schema at boundaries between DIT Domains is a subject for bilateral agreement between DMOs and is beyond the scope of this Directory Specification.

The subschema administrative capabilities defined in this clause for the purpose of managing a DIT domain include:

- a) creation, deletion and modification of subschema subentries;
- b) support of the publication mechanism for the purpose of permitting DSAs to include schema information in operational binding protocol exchanges and DUAs to retrieve subschema information via DAP;
- c) subschema regulation for the purpose of ensuring that any modify operations will be performed in accordance with the applicable subschema specification.

15.2 Policy objects

A subschema policy object may be one of the following:

- a subschema administrative area;
- an object or alias entry within a subschema administrative area;
- a user attribute of such an object or alias entry.

An autonomous administrative area may be designated as a subschema specific administrative area in order to administer the subschema. This shall be indicated by the presence of the value **id-*oa*-subschemAdminSpecificArea** in the associated administrative entry's **administrativeRole** attribute (in addition to the presence of the value **id-*oa*-autonomousArea**, and possibly other values).

Such an autonomous administrative area may be partitioned in order to deploy and administer the subschema of the specific partitions. In this case, the administrative entries for each of the subschema specific administrative areas are indicated by the presence of the value **id-*oa*-subschemAdminSpecificArea** in these entries' **administrativeRole** attributes.

15.3 Policy parameters

Subschema policy parameters are used to express the policies of the subschema Administrative Authority. These parameters, and the operational attributes used to represent them, are:

- a *DIT structure* parameter: used to define the structure of the subschema administrative area and to store information about obsolete DIT structure rules which some entries may have identified as their governing DIT structure rule. This parameter is represented by the **dITStructureRules** and **nameForms** operational attributes;
- a *DIT content* parameter: used to define the type of content of object and alias entries contained within the subschema administrative area and to store information about obsolete DIT content rules which the Directory may have used in determining the content of some entries. This parameter is represented by the **dITContentRules**, **objectClasses**, **attributeTypes**, **contextTypes**, **friends**, and **dITContextUse** operational attributes;
- a *matching capability* parameter: used to define the matching capabilities supported by matching rules as applied to the attribute types defined in a subschema administrative area. This parameter is represented by the **matchingRules** and **matchingRuleUse** operational attributes.

A single subschema subentry is used by the subschema authority to administer the subschema for the subschema administrative area. For this purpose, the subschema subentry contains the operational attributes representing the policy parameters used to express subschema policies. The **subtreeSpecification** attribute of a subschema subentry shall specify the whole subschema administrative area, i.e., it shall be an empty sequence.

The subschema subentry is specified as follows:

```

subschema OBJECT-CLASS ::= {
    KIND          auxiliary
    MAY CONTAIN  {
        dITStructureRules |

```

```

nameForms |
dITContentRules |
objectClasses |
attributeTypes |
friends |
contextTypes |
dITContextUse |
matchingRules |
matchingRuleUse }
ID          id-soc-subschema }

```

The operational attributes of the subschema subentry are defined in 15.7.

15.4 Policy procedures

There are two policy procedures associated with subschema administration:

- a subschema modification procedure;
- an entry modification procedure.

15.5 Subschema modification procedures

A subschema authority may administer a subschema in a dynamic fashion, including making restrictive subschema modifications. This may be accomplished by modifying the values of the subschema operational attributes, using Directory modify operations, effectively changing the subschema which is in force in the subschema administrative area. A subschema authority may also create new subschema areas, or remove existing subschema areas by creating or removing subschema subentries, respectively.

Before the subschema authority extends the DIT structure or DIT content rules by adding a new rule, or by adding an auxiliary object class, or a mandatory or an optional attribute to an existing rule, the referenced schema information shall be described in the appropriate attribute in the subschema subentry. Name forms, object classes, attribute types and matching rules that are referenced (directly or indirectly) by a **dITStructureRule**, **dITContentRule** or by a **matchingRuleUse** attribute shall not be removed from the subschema subentry.

The definition of information objects such as object classes, attribute types, matching rules and name forms which have been registered (i.e., assigned a name of type object identifier) are static and cannot be modified. Changes to the semantics of such information objects require the assignment of new object identifiers.

DIT structure and DIT content rules may be active or obsolete. Only active rules are used to regulate the DIT. The identification and preservation of obsolete rules is an administrative convenience allowing location (and possibly repair) of entries added under old rules that have since changed.

This obsolete mechanism shall be used where restrictive changes are made to DIT structure or DIT content rules creating inconsistencies in the DIB; otherwise, the appropriate active rule may be modified directly. The Directory permits deletion of obsolete rules at any time.

NOTE – The obsolete mechanism provided in subschema operational attributes ensures that all entries with obsolete schema can be identified and repaired before the obsolete subschema operational attribute is deleted.

It is the responsibility of the Subschema Administrative Authority to maintain consistency of entries with the active subschema by means of the Directory abstract service, or by other local means. This may be done at the convenience of the Subschema Administrative Authority. It is not defined when such an adjustment of inconsistent entries should be done. However, deletion of obsolete rules prior to the location and repair of inconsistent entries will make this task more difficult.

15.6 Entry addition and modification procedures

The Directory executes entry addition and modification procedures whenever a new entry is added to the DIT or an existing entry is modified. The Directory shall determine whether the proposed operation would violate a subschema policy.

In particular, the Directory shall ensure that entries added to the DIT are consistent with appropriate active DIT structure and DIT content rules.

The Directory shall allow interrogation of entries which are inconsistent with their active rules.

The Directory enforces active rules when requested to modify the DIB. If an entry is inconsistent with its active rule, a request to modify the entry shall be permitted if it repairs an existing inconsistency, or does not introduce a new inconsistency. A request which introduces a new inconsistency shall fail.

For any valid entry in a valid subschema administrative area, there can be only one most subordinate structural object class in the structural object class superclass chain. When an entry is added to the DIT, the Directory determines this most subordinate structural object class from the **objectClass** attribute values provided and permanently associates it with the entry via the entry's **structuralObjectClass** attribute.

When an entry is created, values of the **objectClass** attribute shall be provided so that the content of the entry is consistent with the DIT content rule governing the entry. In particular, where a value of the **objectClass** attribute identifies a particular object class having superclasses other than **top**, then values for all of these superclasses shall also be provided. Otherwise, the Directory operation creating the entry shall fail.

Directory users may subsequently add or delete values of the **objectClass** attribute for the auxiliary object classes of an entry. The content of an entry shall remain consistent with the DIT content rule governing the entry following a change to the values of the **objectClass** attribute. In particular, where a value of the **objectClass** attribute identifies a particular object class having superclasses other than **top** is added or deleted, then values for all of these superclasses shall also be added or deleted, except where such superclasses are also present in the superclass chains associated with other values not being added or deleted respectively.

15.7 Subschema policy attributes

The following subclauses specify the subschema policy operational attributes. These attributes are:

- present in the subschema subentry. The values of these attributes are administered via Directory modify operations using the distinguished name of the subschema subentry;
- available for interrogation in all entries governed by the subschema.

The ASN.1 parameterized type **UnboundedDirectoryString**, used in the following definitions, is defined in ITU-T Rec. X.520 | ISO/IEC 9594-6.

The **integerFirstComponentMatch** and **objectIdentifierFirstComponentMatch** equality matching rules are also defined in ITU-T Rec. X.520 | ISO/IEC 9594-6.

For management purposes, a number of human-readable **name** components and a **description** component are optionally allowed as components of a number of the subschema policy operational attributes defined in the following subclauses.

A number of subschema policy operational attributes defined in the following subclauses contain an **obsolete** component. This component is used to indicate whether the definition is active or obsolete in the subschema administrative area.

15.7.1 DIT Structure Rules operational attribute

The **dITStructureRules** operational attribute defines the DIT structure rules which are in force within a subschema:

```

dITStructureRules ATTRIBUTE ::= {
    WITH SYNTAX
    EQUALITY MATCHING RULE
    USAGE
    ID
    DITStructureRuleDescription
    integerFirstComponentMatch
    directoryOperation
    id-soa-dITStructureRule }

DITStructureRuleDescription ::= SEQUENCE {
    COMPONENTS OF DITStructureRule,
    name [1] SET SIZE (1..MAX) OF UnboundedDirectoryString OPTIONAL,
    description UnboundedDirectoryString OPTIONAL,
    obsolete BOOLEAN DEFAULT FALSE }
    
```

The **dITStructureRules** operational attribute is multi-valued; each value defines one DIT structure rule.

The components of **dITStructureRule** have the same semantics as the corresponding ASN.1 definition in 13.7.6.

15.7.2 DIT Content Rules operational attribute

The **dITContentRules** operational attribute defines the DIT content rules which are in force within a subschema. Each value of the operational attribute is tagged by the object identifier of the structural object class to which it pertains:

```

dITContentRules ATTRIBUTE ::= {
    WITH SYNTAX
    EQUALITY MATCHING RULE
    USAGE
    ID
    DITContentRuleDescription
    objectIdentifierFirstComponentMatch
    directoryOperation
    id-soa-dITContentRules }
    
```

```

DITContentRuleDescription ::= SEQUENCE {
    COMPONENTS OF DITContentRule,
    name                [4] SET SIZE (1..MAX) OF UnboundedDirectoryString OPTIONAL,
    description          UnboundedDirectoryString OPTIONAL,
    obsolete             BOOLEAN DEFAULT FALSE }

```

The **dITContentRules** operational attribute is multi-valued; each value defines one DIT content rule.

The components of **dITContentRule** have the same semantics as the corresponding ASN.1 definition in 13.8.2.

15.7.3 Matching Rules operational attribute

The **matchingRules** operational attribute specifies the matching rules used within a subschema:

```

matchingRules ATTRIBUTE ::= {
    WITH SYNTAX                MatchingRuleDescription
    EQUALITY MATCHING RULE    objectIdentifierFirstComponentMatch
    USAGE                       directoryOperation
    ID                          id-soa-matchingRules }

```

```

MatchingRuleDescription ::= SEQUENCE {
    identifier                MATCHING-RULE.&id,
    name                      SET SIZE (1..MAX) OF UnboundedDirectoryString OPTIONAL,
    description              UnboundedDirectoryString OPTIONAL,
    obsolete                 BOOLEAN DEFAULT FALSE,
    information              [0] UnboundedDirectoryString OPTIONAL }
-- describes the ASN.1 syntax

```

The **identifier** component of a value of the **matchingRules** attribute is the object identifier identifying the matching rule.

The **description** component contains a natural language description of the algorithms associated with the rule.

The **information** component contains the ASN.1 definition of the assertion syntax of the rule.

Such an ASN.1 definition shall be given as an optional ASN.1 Imports production, followed by optional ASN.1 Assignment productions, followed by an ASN.1 Type production. All type names defined in Directory modules are implicitly imported and do not require explicit import. All type names, whether imported or defined via an Assignment, are local to the definition of this syntax. If the ASN.1 type includes a user-defined constraint and is not one of the ASN.1 types defined in the Directory modules, then the last **UserDefinedConstraintParameter** of the constraint shall be an actual parameter whose governing type is **SyntaxConstraint** and whose value is the object identifier assigned to the constraint.

SyntaxConstraint ::= OBJECT IDENTIFIER

NOTE 1 – The ASN.1 productions Imports, Assignment, and Type are defined in ITU-T Rec. X.680 | ISO/IEC 8824-1. **UserDefinedConstraintParameter** is defined in ITU-T Rec. X.682 | ISO/IEC 8824-3.

NOTE 2 – A typical ASN.1 definition is simply a Type name.

The **matchingRules** operational attribute is multi-valued; each value describes one matching rule.

15.7.4 Attribute Types operational attribute

The **attributeTypes** operational attribute specifies the attribute types used within a subschema:

```

attributeTypes ATTRIBUTE ::= {
    WITH SYNTAX                AttributeTypeDescription
    EQUALITY MATCHING RULE    objectIdentifierFirstComponentMatch
    USAGE                       directoryOperation
    ID                          id-soa-attributeTypes }

```

```

AttributeTypeDescription ::= SEQUENCE {
    identifier                ATTRIBUTE.&id,
    name                      SET SIZE (1..MAX) OF UnboundedDirectoryString OPTIONAL,
    description              UnboundedDirectoryString OPTIONAL,
    obsolete                 BOOLEAN DEFAULT FALSE,
    information              [0] AttributeTypeInfo }

```

The **identifier** component of a value of the **attributeTypes** attribute is the object identifier identifying the attribute type.

The **attributeTypes** operational attribute is multi-valued; each value describes one attribute type:

```

AttributeTypeInfo ::= SEQUENCE {
    derivation          [0]  ATTRIBUTE.&id          OPTIONAL,
    equalityMatch       [1]  MATCHING-RULE.&id      OPTIONAL,
    orderingMatch       [2]  MATCHING-RULE.&id      OPTIONAL,
    substringsMatch    [3]  MATCHING-RULE.&id      OPTIONAL,
    attributeSyntax     [4]  UnboundedDirectoryString  OPTIONAL,
    multi-valued        [5]  BOOLEAN                DEFAULT TRUE,
    collective          [6]  BOOLEAN                DEFAULT FALSE,
    userModifiable     [7]  BOOLEAN                DEFAULT TRUE,
    application         [ ]  AttributeUsage          DEFAULT userApplications }
    
```

The **derivation**, **equalityMatch**, **attributeSyntax**, **multi-valued**, **collective** and **application** components have the same semantic as the equivalent pieces of notation introduced by the corresponding information object class.

The **attributeSyntax** component contains a text string giving the ASN.1 definition of the attribute's syntax. Such an ASN.1 definition shall be given as specified for the **information** component of the Matching Rules operational attribute.

15.7.5 Object Classes operational attribute

The **objectClasses** operational attribute specifies the object classes used within a subschema.

```

objectClasses ATTRIBUTE ::= {
    WITH SYNTAX                               ObjectClassDescription
    EQUALITY MATCHING RULE                    objectIdentifierFirstComponentMatch
    USAGE                                     directoryOperation
    ID                                         id-soa-objectClasses }
    
```

```

ObjectClassDescription ::= SEQUENCE {
    identifier          OBJECT-CLASS.&id,
    name                SET SIZE (1..MAX) OF UnboundedDirectoryString  OPTIONAL,
    description         UnboundedDirectoryString  OPTIONAL,
    obsolete            BOOLEAN                DEFAULT FALSE,
    
```

The **identifier** component of a value of the **objectClasses** attribute is the object identifier identifying the object class.

The **objectClasses** operational attribute is multi-valued; each value describes one object class:

```

ObjectClassInformation ::= SEQUENCE {
    subclassOf          SET SIZE (1..MAX) OF OBJECT-CLASS.&id          OPTIONAL,
    kind                ObjectClassKind                                DEFAULT structural,
    mandatories         [3]  SET SIZE (1..MAX) OF ATTRIBUTE.&id        OPTIONAL,
    optionals           [4]  SET SIZE (1..MAX) OF ATTRIBUTE.&id        OPTIONAL }
    
```

The **subclassOf**, **kind**, **mandatories** and **optionals** components have the same semantics as the corresponding pieces of notation introduced by the corresponding information object class.

15.7.6 Name Forms operational attribute

The **nameForms** operational attribute specifies the name forms used within a subschema.

```

nameForms ATTRIBUTE ::= {
    WITH SYNTAX                               NameFormDescription
    EQUALITY MATCHING RULE                    objectIdentifierFirstComponentMatch
    USAGE                                     directoryOperation
    ID                                         id-soa-nameForms }
    
```

```

NameFormDescription ::= SEQUENCE {
    identifier          NAME-FORM.&id,
    name                SET SIZE (1..MAX) OF UnboundedDirectoryString  OPTIONAL,
    description         UnboundedDirectoryString  OPTIONAL,
    obsolete            BOOLEAN DEFAULT FALSE,
    information         [0]  NameFormInformation }
    
```

The **identifier** component of a value of the **nameForms** attribute is the object identifier identifying the object class.

The **nameForms** operational attribute is multi-valued; each value describes one name form:

```

NameFormInformation ::= SEQUENCE {
    subordinate         OBJECT-CLASS.&id,
    namingMandatories  SET OF ATTRIBUTE.&id,
    
```

namingOptionals SET SIZE (1..MAX) OF ATTRIBUTE.&id OPTIONAL }

The **subordinate**, **mandatoryNamingAttributes** and **optionalNamingAttributes** components have the same semantics as the corresponding pieces of notation introduced by the corresponding information object class.

15.7.7 Matching Rule Use operational attribute

The **matchingRuleUse** operational attribute is used to indicate the attribute types to which a matching rule applies in a subschema:

```
matchingRuleUse ATTRIBUTE ::= {
  WITH SYNTAX                               MatchingRuleUseDescription
  EQUALITY MATCHING RULE                    objectIdentifierFirstComponentMatch
  USAGE                                      directoryOperation
  ID                                         id-soa-matchingRuleUse }
```

```
MatchingRuleUseDescription ::= SEQUENCE {
  identifier          MATCHING-RULE.&id,
  name                SET SIZE (1..MAX) OF UnboundedDirectoryString  OPTIONAL,
  description         UnboundedDirectoryString                       OPTIONAL,
  obsolete            BOOLEAN                                         DEFAULT FALSE,
  information         [0] SET OF ATTRIBUTE.&id }
```

The **identifier** component of a value of the **matchingRulesUse** attribute is the object identifier identifying the matching rule.

The **information** component of a value identifies the set of attribute types to which the matching rule applies.

15.7.8 Structural Object Class operational attribute

Every entry in the DIT has a **structuralObjectClass** operational attribute which indicates the structural object class of the entry:

```
structuralObjectClass ATTRIBUTE ::= {
  WITH SYNTAX                               OBJECT IDENTIFIER
  EQUALITY MATCHING RULE                    objectIdentifierMatch
  SINGLE VALUE                              TRUE
  NO USER MODIFICATION                     TRUE
  USAGE                                      directoryOperation
  ID                                         id-soa-structuralObjectClass }
```

15.7.9 Governing Structure Rule operational attribute

Every entry in the DIT, with the exception of administrative point entries that have no subschema subentry, has a **governingStructureRule** operational attribute which indicates the governing structure rule of the entry:

```
governingStructureRule ATTRIBUTE ::= {
  WITH SYNTAX                               INTEGER
  EQUALITY MATCHING RULE                    integerMatch
  SINGLE VALUE                              TRUE
  NO USER MODIFICATION                     TRUE
  USAGE                                      directoryOperation
  ID                                         id-soa-governingStructureRule }
```

15.7.10 ContextTypes operational attribute

The **contextTypes** operational attribute specifies the context types used within a subschema.

```
contextTypes ATTRIBUTE ::= {
  WITH SYNTAX                               ContextDescription
  EQUALITY MATCHING RULE                    objectIdentifierFirstComponentMatch
  USAGE                                      directoryOperation
  ID                                         id-soa-contextTypes }
```

```
ContextDescription ::= SEQUENCE {
  identifier          CONTEXT.&id,
  name                SET SIZE (1..MAX) OF UnboundedDirectoryString  OPTIONAL,
  description         UnboundedDirectoryString                       OPTIONAL,
  obsolete            BOOLEAN                                         DEFAULT FALSE,
  information         [0] ContextInformation }
```

The **identifier** component of a value of the **contextTypes** operational attribute is the object identifier identifying the context type.

The **contextTypes** operational attribute is multi-valued; each value describes one context type:

```
ContextInformation ::= SEQUENCE {
    syntax                UnboundedDirectoryString,
    assertionSyntax      UnboundedDirectoryString OPTIONAL }
```

The **syntax** and **assertionSyntax** components have the same semantics as the corresponding pieces of notation introduced in the corresponding information object class.

The **syntax** component and the **assertionSyntax** component each contain a text string giving the ASN.1 definition of the context syntax and context assertion syntax respectively. Such an ASN.1 definition shall be given as an optional ASN.1 Imports production, followed by optional ASN.1 Assignment productions, followed by an ASN.1 Type production. All type names defined in Directory modules are implicitly imported and do not require explicit import. All type names, whether imported or defined via an Assignment, are local to the definition of this syntax. If the ASN.1 type includes a user-defined constraint and is not one of the ASN.1 types defined in the Directory modules, then the last **UserDefinedConstraintParameter** of the constraint shall be an actual parameter whose governing type is **SyntaxConstraint** and whose value is the object identifier assigned to the constraint.

NOTE 1 – The ASN.1 productions Imports, Assignment, and Type are defined in ITU-T Rec. X.680 | ISO/IEC 8824-1. **UserDefinedConstraintParameter** is defined in ITU-T Rec. X.682 | ISO/IEC 8824-3. **SyntaxConstraint** is defined in 15.7.3.

NOTE 2 – A typical ASN.1 definition is simply a Type name.

15.7.11 DIT Context Use operational attribute

The **dITContextUse** operational attribute is used to indicate the contexts which shall or may be used with an attribute:

```
dITContextUse ATTRIBUTE ::= {
    WITH SYNTAX                DITContextUseDescription
    EQUALITY MATCHING RULE    objectIdentifierFirstComponentMatch
    USAGE                       directoryOperation
    ID                          id-soa-dITContextUse }
```

```
DITContextUseDescription ::= SEQUENCE {
    identifier                ATTRIBUTE.&id,
    name                      SET SIZE (1..MAX) OF UnboundedDirectoryString    OPTIONAL,
    description               UnboundedDirectoryString                        OPTIONAL,
    obsolete                  BOOLEAN                                         DEFAULT FALSE,
    information                [0] DITContextUseInformation }
```

The **identifier** component of a value of the **dITContextUse** operational attribute is the object identifier of the attribute type to which it applies. The value **id-oa-allAttributeTypes** indicates that it applies to all attribute types.

The **information** component of a value identifies the mandatory and optional context types associated with the attribute type identified by **identifier**:

```
DITContextUseInformation ::= SEQUENCE {
    mandatoryContexts        [1] SET SIZE (1..MAX) OF CONTEXT.&id    OPTIONAL,
    optionalContexts         [2] SET SIZE (1..MAX) OF CONTEXT.&id    OPTIONAL }
```

15.7.12 Friends operational attribute

The **friends** operational attribute is used to indicate the sets of attribute types which are friends within a subschema:

```
friends ATTRIBUTE ::= {
    WITH SYNTAX                FriendsDescription
    EQUALITY MATCHING RULE    objectIdentifierFirstComponentMatch
    USAGE                       directoryOperation
    ID                          id-soa-friends }
```

```
FriendsDescription ::= SEQUENCE {
    anchor                    ATTRIBUTE.&id,
    name                      SET SIZE (1..MAX) OF UnboundedDirectoryString    OPTIONAL,
    description               UnboundedDirectoryString                        OPTIONAL,
    obsolete                  BOOLEAN DEFAULT FALSE,
    friends                    [0] SET SIZE (1..MAX) OF ATTRIBUTE.&id }
```

The **anchor** component of a value of the **friends** attribute is the object identifier of the attribute type that is the anchor to the set of friends. The **friends** component of a value of the **friends** attribute is the set of object identifiers of the attribute types that are the friends of the anchor attribute type.

STANDARDSISO.COM : Click to view the full PDF of ISO/IEC 9594-2:2008

SECTION 7 – DIRECTORY SERVICE ADMINISTRATION

16 Service Administration Model

This clause provides a model for how an administrative authority can control, constrain and adjust the service both with respect to what a user can specify in a Search, a Read or Modify Entry request and what information is to be returned.

16.1 Definitions

For the purposes of this Directory Specification, the following definitions apply:

16.1.1 effectively present attribute type: An attribute type that is present in at least one non-negated filter item in each subfilter of a search filter and which fulfils the requirements as specified for that attribute type in the relevant search-rule. For definitions of negated and non-negated filter items, see 7.8.1 of ITU-T Rec. X.511 | ISO/IEC 9594-3.

16.1.2 governing-search-rule: A search-rule with which a particular operation complies and which has been selected for governing that operation.

16.1.3 named-service: A collection of service-types that together provide an overall service, e.g., a White Pages service.

16.1.4 request-attribute-profile: A specification of what is required for a filter item for the corresponding attribute type to be effectively present.

16.1.5 request-attribute-type: An attribute type that according to a search-rule specification may be represented in the filter of a Search operation.

16.1.6 Search-rule: The detailed specification of the service constraints/enhancement aspects provided for a given service-type primarily intended for a given user-class and tailored to a particular group of users.

16.1.7 service-type: A globally unique identification of a service capability for a particular purpose within a well-defined scope, e.g., a capability of search for a particular type of entries within an area of the DIT. Not all aspects of a service-type may be available to all users.

16.1.8 subfilter: A Boolean component of a filter that comprises only logical ANDs of non-negated filter items and of negated filter items, i.e., that can be expressed informally as NOT (filter-item). Any filter can be expressed in a canonical form comprising a logical OR of subfilters as discussed in Annex Q.

16.1.9 user-class: An identified set of users that due to their functions, position in an organization, etc., can invoke certain aspects of the service-types within a named-service. Different groups of users identified by their names within a user-class may see variations in the service provided. A user group can span user-classes.

16.2 Service-type/user-class model

The Directory Abstract Service as specified in ITU-T Rec. X.511 | ISO/IEC 9594-3 is the representation of all the service capabilities offered by the Directory Specifications. A *service-type* is a subset of that service for performing a particular function, e.g., searching for a particular type of object within a defined scope.

A *named-service* is a collection of service-types for a particular purpose, e.g., to provide a White Pages service, a particular type of Yellow Pages service, etc.

A service-type is realized primarily through the Search operation, but also through other operations that can specify entry information selection, i.e., Read and Modify Entry operations. For the purpose of service administration, a **read** or a **modifyEntry** request is considered in some respect equivalent to a **search** request with **subset** equal to **baseObject** and **filter** equal to **and : {}**. Service administration does not affect what information can be modified by a Modify Entry operation. This is solely governed by access control.

An object identifier identifies a service type, thereby giving it a global unique identification. Different *user-classes*, dependent on their role, position in the organization, etc., may have somewhat different perceptions of a service-type. A user-class is identified by an integer that is only required to be unique with a DMD. Different DMDs could assign a different identifier to what could be considered the same user-class. However, it is expected that administrative authorities cooperating to provide a common named-service across several DMDs will coordinate the user-group identifiers. Even for a particular user-class, there may be variations in the service available to users in the class. Such variations are based on the distinguished names of the users. As an example, users of a particular user-class in one country may not have exactly the same view of a service-type as the users of the same user-class in another country, e.g., to reflect local privacy laws. The definition of a service-type for a user group is expressed by a *search-rule* specifying the details as to how the operation is to be performed.

The service-type and the user-class for which it is primarily intended are indicated in a search-rule.

A user group may span several user-classes. A user within a user-class could possibly also utilize search-rules that were primarily intended for other user-classes, e.g., users in a user class with a greater capability would also be granted permissions intended for user-classes that are generally offered lower service capabilities.

A user group is not directly identified by a search-rule, but is indirectly identified by having the *Invoke* permission to that search-rule. A user group can invoke any search-rule to which it has the *Invoke* permission. If a particular user has the *Invoke* permission to several search-rules for the same service-type but for different user-groups, the procedures defined in these Directory Specifications will, everything else being equal, select the search-rule with the highest user-group identifier. This allows the administrative authority by proper assignment of user-class identifiers to control this selection.

16.3 Service-specific administrative areas

An autonomous administrative area may be designated as a *service-specific administrative area* in order to deploy and administer search-rules. This shall be indicated by the presence of the value **id-ar-serviceSpecificArea** in the associated administrative entry's **administrativeRole** attribute (in addition to the presence of the value **id-ar-autonomousArea**, and possibly other values).

Such an autonomous administrative area may be partitioned in order to deploy and administer search-rules in specific partitions. In this case, the administrative entries for each of the service-specific administrative areas are indicated by the presence of the value **id-ar-serviceSpecificArea** in these entries' **administrativeRole** attributes. Service policies for superior service-specific administrative areas are not relevant subordinate to such an administrative entry.

If such an autonomous administrative area is not partitioned, there is a single service-specific administrative area for search-rules encompassing the entire autonomous administrative area.

One or more search-rules are represented in the Directory information model by a subentry, termed a *service subentry*, whose **objectClass** attribute contains the value **id-sc-serviceAdminSubentry**, as defined in 14.8. A subentry of this class shall be the immediate subordinate of an administrative entry whose **administrativeRole** attribute contains the value **id-ar-serviceSpecificArea**.

The evaluation phase of an operation within a service-specific administrative area is among other dependent on what base object is used for the operation, possibly after alias dereferencing. Search-rules are therefore tied to entries. When the base object for an operation has been determined, the search-rules tied to that entry are candidates for governing the search. The ties between search-rules within a subentry and entries within the service-specific administrative area are established by the **subtreeSpecification** operational attribute of the subentry. The entries identified by the values of the **subtreeSpecification** operational attribute are in this way tied to the search-rules placed in the same subentry.

A particular entry can be associated with search-rules from multiple subentries; these may have the same or different subtree specifications. Conversely, different parts of the administrative area can be targeted by the one subentry, using multiple values of the subtree specification.

The arguments of an operation can be validated against a search-rule by using an algorithm called the *search-validation function*.



Figure 16 – Search-validation function

An operation is valid and allowed to proceed if, and only if, the search-validation-function yields TRUE for at least one of the available search-rules associated with the base object for the operation. For a search-rule to be available for an operation, the requestor must have *Invoke* permissions to the attribute value that holds the search-rule. If there is only one available search-rule with which the operation complies, this search-rule is called the *governing-search-rule* for that operation, i.e., the search-rule that is used when the operation is further progressed. If there are several such search-rules, one of these is selected by local choice as the governing-search-rule. The procedure for selecting a governing-

search-rule is given in 19.3.2.2.1 of ITU-T Rec. X.518 | ISO/IEC 9594-4. The governing-search-rule is thereby permanently associated with the operation for its evaluation within the service-specific administrative area. This is also the case when part of the operation is carried out by other DSAs holding parts of that service-specific administrative area.

It is the choice of administrative authorities as to whether:

- to collect several search-rules requiring different *Invoke* permissions into a single subentry (thereby requiring access control down to attribute value level if these *Invoke* permissions vary from value to value); or
- to collect search-rules with the same access control permissions into distinct subentries, so that access control permissions can be granted on the basis of permissions to the complete attribute; different subentries can then hold different access control permissions.

If there is no search-rule available for an operation specifying a base object entry within a service-specific administrative area, or if the search validation function returns FALSE for all available search-rules, the operation is rejected with an error.

If a service-specific administrative area has no subentries, there are no service constraints associated with that area.

There may be users that should not be limited by service restrictions, e.g., administrators, and there may be entries, when serving as base object entries, for which restriction is not required, e.g., entries low in the DIT. The administrative authority can therefore include special search-rules, *empty search-rules*.

A hierarchical group within a service-specific administrative area has to be completely contained by that area.

The scope of a Search operation cannot cross the border of a service-specific administrative area. ITU-T Rec. X.518 | ISO/IEC 9594-4 specifies procedures that do not allow a Search operation starting within a particular service-specific administrative area to go outside that area even when aliases are dereferenced during the search evaluation. Likewise, a search starting outside a service-specific administrative area cannot spread into that area.

16.4 Introduction to search-rules

Search-rules are expressions of policies that, on one hand, constrain and adjust operations that can be carried out in a region of the DIT, and, on the other hand, assist in their execution by guiding the operation process. A search-rule has the following main characteristics:

- it gives requirements that an operation shall meet if the operation is to be carried out based on that search-rule;
- it specifies adjustment of the operation request;
- it provides specification for details of the evaluation of the operation, e.g., by specifying relaxation policies if too many or too few entries are found for Search operation; and
- it provides entry information selection specifications.

When a processing of an operation starts, the base entry of the operation corresponds to one or more service subentries whose subtree-specification values include that base entry. Thereby, potentially a number of candidate-search-rules are identified. The details of the operation are evaluated against these candidate-search-rules. An operation can only be executed if a compatible search-rule can be found.

16.5 Subfilters

If a search-rule is designed to control the Search operation, it may specify a set of attribute types that may be present in a filter of a **search** request. These attribute types are called the *request-attribute-types* for the search-rule. Other attribute types shall not be present in the filter in any form, negated or non-negated. This subclause further qualifies what it means for an attribute type to be present in a search filter. A search-rule also specifies requirements on valid combinations of request attribute types. It might be a requirement that certain attribute shall be present; it might be a requirement that at least one out of two attribute types shall be present; it might be a requirement that one attribute type is not allowed without another being present, etc. To further elaborate on how to express combinations, it is useful to introduce the concept of *subfilters*.

According to propositional calculus, any filter whatsoever can be written as a sequence of subfilters separated by OR operators. This can be written as:

$$f = f_1 + f_2 + \dots + f_r$$

where each subfilter, f_i , is a sequence of filter items or negated filter items that are separated by AND operators, which can be written as:

$$f_i = f_{i1}f_{i2} \dots f_{is}$$

where f_{ij} is either a filter item or its negation.

The subfilter concept is further described in Annex Q.

For a filter to comply with a search-rule, each subfilter shall comply with the search-rule.

For a filter item to effectively represent an attribute type in a subfilter, it is required to comply with the requirements of the *request-attribute-profile* for the attribute type. The request-attribute-profiles are part of the search-rule specification. If at least one filter-item for an attribute type in each subfilter complies with the request-attribute-profile for that attribute type, the attribute type is said to be an *effectively-present-attribute-type*.

16.6 Filter requirements

For an attribute type to be effectively present in a filter, the attribute type or, if the **includeSubtypes** option of the request-attribute-profile is set, one of its subtypes shall be present in at least one non-negated filter item of each subfilter. Such a non-negated filter item shall comply with all of the following requirements:

- It shall be a non-negated filter item that is not one of the following types:
greaterOrEqual;
lessOrEqual;
present or **contextPresence** unless explicitly allowed by the request-attribute-profile.
- It shall comply with the request-attribute-profile specification for that attribute type.
- If it is an **extensibleMatch** filter item, the attribute type shall be specified in the **type** component of the **MatchingRuleAssertion**.

NOTE – If this last restriction is not introduced, this filter item could implicitly include an unspecified number of attribute types into the search filter and thereby impair the search validation procedure.

If an attribute type is represented in a filter, it shall be effectively present.

It is allowed to have **extensibleMatch** filter items without the **type** component in the filter. Their presence does not affect the search validation against search-rules. However, such a filter item shall only be applied to attributes whose types are request-attribute-types, i.e., represented in the governing-search-rule by a request-attribute-profile (see 16.10.2).

16.7 Attribute information selection based on search-rules

Outside a service-specific administrative area, attribute information returned is selected by the **selection** component of the operation request possibly modified by the **operationContext** of the **CommonArguments**, and any context defaults established either within a context default specific administrative area or by local context defaults. For a Search operation, selection of information may also be modified by the **matchedValuesOnly** component in the **SearchArgument**. However, when an operation is controlled by a governing-search-rule, this search-rule may specify what information is to be returned. When this is the case, the user attribute information returned shall be the intersection of what the governing-search-rule specifies and what would have been returned had there been no governing-search-rule. If the entry information selection in the **selection** component specifies selection of operational attributes, the same rule shall apply for operational attributes. If the entry information selection does not specify return of operational attribute information, operational attribute information returned shall solely be determined by the governing-search-rule.

A governing-search-rule may specify what attribute information is to be returned completely independently of what attribute types may be specified in a **search** filter.

When information is to be returned based on hierarchical groups, selection of attribute information from such entries is based on the principle above, except that **matchedValuesOnly** specifications have no effect.

NOTE – Family member selection is not governed by the above principle (see 16.10.6).

16.8 Access control aspects of search-rules

Search-rules provide some additional access control capabilities besides those capabilities described in clause 18. In a service-minded approach, it is necessary to apply restrictions on how operations can be formulated and what information can be returned. This should be based not only on the identity of the user, but also on the service-type and

the user-class, thereby allowing the administrative authorities to tailor the service based on quality of information, charging considerations, etc.

The access control capabilities as defined in clause 18 are used for ensuring that only proper user groups can invoke search-rules. These capabilities can also protect information never to be accessed by particular user groups.

A DSA that caches information originating from a service-specific administrative area may not have search-rules for controlling the restrictions on that information. As for access control (see 18.8.2), a Security Administrator should be aware that a DSA with the capability of caching may impose a significant security risk to other DSAs.

16.9 Contexts aspects of search-rules

As context assertions can be part of a filter item for the Search operation, search-rule specifications need to take contexts into account. Inclusion of contexts into the search-rule brings new capabilities into the contexts feature that may simplify requirements on DUA and DSA implementations.

The basic context feature allows the user to specify contexts for the Search filter and for entry information selection; and it allows the administrative authorities to establish context defaults within a context default specific administrative area. These defaults apply indiscriminately to all users and to all service-types. However, the context feature as provided by the search-rules allows the user to specify a minimum of context information, and it allows the administrative authorities to make individual context specifications for each search-rule. In addition, it is possible, as indicated in 16.8, to provide access control like function through proper design of the search-rule context specification. Use of context specifications in search-rules could make establishment of context default specific administrative areas redundant.

16.10 Search-rule specification

The **SearchRule** ASN.1 data type gives the syntax of a search-rule.

SearchRule ::= SEQUENCE {			
COMPONENTS OF			
serviceType	[1]	OBJECT IDENTIFIER	OPTIONAL,
userClass	[2]	INTEGER	OPTIONAL,
inputAttributeTypes	[3]	SEQUENCE SIZE (0..MAX) OF RequestAttribute	OPTIONAL,
attributeCombination	[4]	AttributeCombination	DEFAULT and : { },
outputAttributeTypes	[5]	SEQUENCE SIZE (1..MAX) OF ResultAttribute	OPTIONAL,
defaultControls	[6]	ControlOptions	OPTIONAL,
mandatoryControls	[7]	ControlOptions	OPTIONAL,
searchRuleControls	[8]	ControlOptions	OPTIONAL,
familyGrouping	[9]	FamilyGrouping	OPTIONAL,
familyReturn	[10]	FamilyReturn	OPTIONAL,
relaxation	[11]	RelaxationPolicy	OPTIONAL,
additionalControl	[12]	SEQUENCE SIZE (1..MAX) OF AttributeType	OPTIONAL,
allowedSubset	[13]	AllowedSubset	DEFAULT '111'B,
imposedSubset	[14]	ImposedSubset	OPTIONAL,
entryLimit	[15]	EntryLimit	OPTIONAL }

SearchRuleId ::= SEQUENCE {			
id		INTEGER,	
dmdId	[0]	OBJECT IDENTIFIER }	

AllowedSubset ::= BIT STRING { baseObject (0), oneLevel (1), wholeSubtree (2) }

ImposedSubset ::= ENUMERATED { baseObject (0), oneLevel (1), wholeSubtree (2) }

RequestAttribute ::= SEQUENCE {			
attributeType		ATTRIBUTE.&id ({ SupportedAttributes },	
includeSubtypes	[0]	BOOLEAN	DEFAULT FALSE,
selectedValues	[1]	SEQUENCE SIZE (0..MAX) OF ATTRIBUTE.&Type	OPTIONAL,
defaultValues	[2]	SEQUENCE SIZE (0..MAX) OF SEQUENCE {	
entryType		OBJECT-CLASS.&id	OPTIONAL,
values		SEQUENCE OF ATTRIBUTE.&Type	
		({ SupportedAttributes } { @attributeType }) }	OPTIONAL,
contexts	[3]	SEQUENCE SIZE (0..MAX) OF ContextProfile	OPTIONAL,
contextCombination	[4]	ContextCombination	DEFAULT and : { },
matchingUse	[5]	SEQUENCE SIZE (1..MAX) OF MatchingUse	OPTIONAL }

```

ContextProfile ::= SEQUENCE {
    contextType      CONTEXT.&id({SupportedContexts}),
    contextValue     SEQUENCE SIZE (1..MAX) OF CONTEXT.&Assertion
                    ({SupportedContexts}{@contextType}) OPTIONAL }

ContextCombination ::= CHOICE {
    context          [0]   CONTEXT.&id({SupportedContexts}),
    and              [1]   SEQUENCE OF ContextCombination,
    or               [2]   SEQUENCE OF ContextCombination,
    not              [3]   ContextCombination }

MatchingUse ::= SEQUENCE {
    restrictionType  MATCHING-RESTRICTION.&id ({SupportedMatchingRestrictions}),
    restrictionValue MATCHING-RESTRICTION.&Restriction
                    ({SupportedMatchingRestrictions}{@restrictionType}) }

```

-- Definition of the following information object set is deferred, perhaps to standardized
 -- profiles or to protocol implementation conformance statements. The set is required to
 -- specify a table constraint on the components of **SupportedMatchingRestrictions**

```
SupportedMatchingRestrictions MATCHING-RESTRICTION ::= { ... }
```

```

AttributeCombination ::= CHOICE {
    attribute        [0]   AttributeType,
    and              [1]   SEQUENCE OF AttributeCombination,
    or               [2]   SEQUENCE OF AttributeCombination,
    not              [3]   AttributeCombination }

ResultAttribute ::= SEQUENCE {
    attributeType    ATTRIBUTE.&id ({ SupportedAttributes }),
    outputValues     CHOICE {
        selectedValues SEQUENCE OF ATTRIBUTE.&Type
                        ({ SupportedAttributes }{ @attributeType }),
        matchedValuesOnly NULL } OPTIONAL,
    contexts         [0]   SEQUENCE SIZE (1..MAX) OF ContextProfile OPTIONAL }

```

```

ControlOptions ::= SEQUENCE {
    serviceControls [0]   ServiceControlOptions   DEFAULT { },
    searchOptions   [1]   SearchControlOptions     DEFAULT { searchAliases },
    hierarchyOptions [2]   HierarchySelections     OPTIONAL }

```

```

EntryLimit ::= SEQUENCE {
    default         INTEGER,
    max             INTEGER }

```

```

RelaxationPolicy ::= SEQUENCE {
    basic          [0]   MRMapping DEFAULT { },
    tightenings   [1]   SEQUENCE SIZE (1..MAX) OF MRMapping OPTIONAL,
    relaxations    [2]   SEQUENCE SIZE (1..MAX) OF MRMapping OPTIONAL,
    maximum        [3]   INTEGER OPTIONAL,      -- mandatory if tightenings is present
    minimum        [4]   INTEGER DEFAULT 1 }

```

```

MRMapping ::= SEQUENCE {
    mapping         [0]   SEQUENCE SIZE (1..MAX) OF Mapping      OPTIONAL,
    substitution    [1]   SEQUENCE SIZE (1..MAX) OF MRSubstitution OPTIONAL }

```

```

Mapping ::= SEQUENCE {
    mappingFunction OBJECT IDENTIFIER (CONSTRAINED BY { -- shall be an
        -- object identifier of a mapping-based matching algorithm -- } ),
    level           INTEGER DEFAULT 0 }

```

```

MRSubstitution ::= SEQUENCE {
    attribute        AttributeType,
    oldMatchingRule [0]   MATCHING-RULE.&id OPTIONAL,
    newMatchingRule [1]   MATCHING-RULE.&id OPTIONAL }

```

16.10.1 Search-rule identification components

The **id** component allows for the unique identification of search-rules within a DMD. The value zero is reserved for the empty search-rule. The purpose of an empty search rule is described in 16.3.

The **dmdld** component gives a unique identification of the DMD that has established the search-rule. This component together with **id** permits the definition of a unique, global identification of a search-rule.

NOTE – How this uniqueness is to be policed is outside the scope of this specification.

The **id** component (with the value of zero) and the **dmdld** components are the only components relevant for the empty search-rule.

The **serviceType** component is an object identifier that identifies the service-type supported by this search-rule. This component shall always be present except for an empty search-rule.

The **userClass** component indicates the user-class for which the search-rule is primarily intended. For a given service-type, there can be several search-rules specifying the same user-class. This component shall always be present except for an empty search-rule.

16.10.2 Request-attribute-profiles

The **inputAttributeTypes** component shall specify request-attribute-profiles for all attribute types that shall or may be represented in a **search** filter. If a **search** filter includes a filter item for an attribute type not represented by a request-attribute-profile, the search validation against this search-rule fails. The **RequestAttribute** data type specifies the requirement on a filter item for the attribute type specified in the filter item to be effectively present. If this component is absent, the search-rule does not put any restriction on the presence of attribute types, i.e., any operation complies with this component. If the component is present, but empty, only a **read** request, a **modifyEntry** request or a **search** request with default filter (**and : { }**) complies with this component.

The following subcomponents are relevant for all operation types controlled by search-rules:

- a) The **attributeType** subcomponent specifies the attribute type for which this specification applies. It is the only mandatory subcomponent. There can only be one **RequestAttribute** specification for a given attribute type within a search-rule. If this is the only subcomponent, except possibly for the **includeSubtypes** subcomponent, there are no restrictions on search filter items for this attribute type, except that if such filter items are in the filter, at least one of them shall be non-negated.
- b) The **includeSubtypes** subcomponent specifies that this request-attribute-profile can be satisfied by a filter item for a subtype of this attribute type.

The following subcomponents are only relevant for the Search operation:

- c) The **selectedValues** subcomponent provides a set of attribute values of the type given in **attributeType**. If this attribute type is represented in the filter, there shall be at least one non-negated filter item for this attribute type that matches at least one value of this subcomponent. Otherwise, this attribute type is not effectively present in the filter.

If this subcomponent is absent, the above matching evaluates to TRUE.

If an empty set of attribute values is given, this attribute type can only be effectively present in:

- a **present** filter item if the **Contexts** subcomponent is not present; or
 - a **contextPresent** filter item if the **Contexts** subcomponent is present.
- d) The **defaultValues** subcomponent does not affect the evaluation of a **search** request against the search-rule, but controls the Search operation when a search-rule has been selected as the governing-search-rule. This component provides a set of attribute values of the type given in **attributeType**. If a filter item using this attribute type is defined within the filter, but there is no attribute of this type present in an entry (or a family grouping), then this filter item evaluates to TRUE (or to FALSE if negated) if the filter item matches one of the values in this subcomponent. If this subcomponent is absent, there are no default values.

If this component is present, but empty, it indicates that this component takes all possible values, i.e., a filter item for this attribute type always evaluates to TRUE (or to FALSE if negated) if the attribute type is absent in an entry.

NOTE 1 – This reflects the situation where a filter item shall be ignored if an attribute of the type referenced is absent.

If an entry holds an attribute of this type, normal matching against this attribute is done.

- e) The **contexts** subcomponent specifies the context types that are allowed to be represented in a filter item for this attribute type. A particular context type shall not be represented more than once in this subcomponent.
 - If the subcomponent is absent, any context information may be present in a filter item for this attribute type.

- If the subcomponent is present, only context types specified by this subcomponent may be present in a filter item for this attribute type. If it is an empty sequence, no context information may be present in a filter item for this attribute type.
- If only a context type is specified, any context value of that type may be present in the context assertion.
- If context values for a given context type are present in this subcomponent, only those values may be present in a corresponding context assertion in a filter item.

If the context specification in the filter item does not comply with the above, the filter item does not comply with the request-attribute-profile for the attribute type.

- f) The **contextCombination** subcomponent specifies the valid combination of the context types as listed in the **contexts** subcomponent within this request-attribute-profile. If this subcomponent is absent, there is no restriction on the combination of these context types. If an invalid combination of context types is present, the filter item does not comply with the request-attribute-profile for the attribute type. This component may specify that certain context types shall unconditionally be present.
- g) The **matchingUse** subcomponent is used to specify possible constraints on the use of the applicable matching rule, e.g., minimum lengths for substring matching. The applicable matching rule is the one that actually is going to be used before any relaxation but after a possible basic substitution. The details on the restrictions and how they are evaluated are described as part of the restriction specification. If this subcomponent specifies a matching restriction defined for the matching rule to be used, it is checked whether this matching restriction is violated or whether unsupported aspects of the matching rule have to be applied. If that is the case, then:
 - if the **performExactly** search control option is not set, the implementation may use a local rule on how to apply the matching rule in a different way;

NOTE 2 – Such a local rule requires a customization capability to be applied for the matching rule in question.
 - if the **performExactly** search control option is set or it is not possible to apply a local rule, the **search** request does not comply with this search-rule.

16.10.3 Attribute combinations

The **attributeCombination** component specifies the valid combination of the request-attribute-types as listed in the **inputAttributeTypes** component. If this component is absent or has the default value (**and : { }**), there is no restriction on the combination of request-attribute-type and all relevant types of operations comply with this component. If an invalid combination of request-attribute-types is present, the search validation against this search-rule fails. This component may specify that certain attribute types shall unconditionally be effectively present in the filter. This component shall be absent if **inputAttributeTypes** is absent or empty. If this component is present and has a non-default value, only a Search operation with a non-default filter can potentially comply with this component.

16.10.4 Attributes in the result

The **outputAttributeTypes** component specifies what attribute types (or their subtypes if the **noSubtypeSelection** service control option is not set) will potentially be present in the result, subject to access control (see 16.7). If a matched entry or compound entry does not contain any of the attributes defined in this component, it is not included in the result. A similar rule applies for individual family member marked as the result of the matching or through operations specified by control attributes in the **additionalControl** component. If such a family member holds none of the attribute types defined by this component, this corresponds to the family member and all its subordinates being explicitly unmarked. The **ResultAttribute** data type specifies the details about how such an attribute type shall be represented in the result. This component does not affect search validation. If absent, the search-rule does not affect the entry information selection except as possibly specified by the **familyReturn** and **additionalControl** components. This component has the following subcomponents:

- a) The **attributeType** subcomponent specifies the attribute type for which this specification applies. It is the only mandatory subcomponent. There can only be one **ResultAttribute** specification for a given attribute type within a search-rule.

- b) The **outputValues** subcomponent specifies what attribute values of this attribute type are candidates for being returned. The set of values may be further restricted by the context subcomponent, entry information selection as provided by the requestor, access control, etc. If this subcomponent is absent, all the attribute values are candidates. The **selectedValues** choice provides a set of attribute values of the type given in **attributeType**. Only those values listed are candidates for attribute values to be returned. The **matchedValuesOnly** choice specifies that only those attribute values of the attribute that contributed to the filter returning TRUE via filter items other than present are candidates for being returned (see 10.2.2 of ITU-T Rec. X.511 | ISO/IEC 9594-3 for a definition of the term "contributed").
- c) The **context** subcomponent holds a set of context profiles that specify what attribute value information is returned for this attribute type.
- If this subcomponent is absent, the search-rule does not make any restrictions on what attribute values can be returned based on contexts.
 - If a context type is not included in this subcomponent, no context information of this type is returned with any returned attribute value of this attribute type.
 - If a context profile does not include the **contextValue** data type, all context values of the context type are returned with each attribute value.
 - If one or more context profiles include the **contextValue** data type, each such context profile is treated as a **ContextAssertion** to be applied against the attribute values as specified in 8.9.2.4. Only those attribute values for which this evaluation yields TRUE for all such context types are returned. If this selection results in no value being returned for this attribute type, the attribute is not included in the result. Likewise, if this selection results in no information left for an entry, this entry is not returned.
 - If all returned attribute values of this attribute type have the same {context type, context value} pair to be returned, such a context value is removed from all the attribute values. If that leaves a context without any context value, it is completely removed.

NOTE – This will permit a service to be tailored in such a way that a user with simple equipment in most cases can receive information without contexts.

16.10.5 Service and search controls

The **defaultControls** component, if present, is used to specify setting of bits not explicitly set for an operation in the **ServiceControlOptions** within the service controls of the operation argument, and if the operation is a Search, the **SearchControlOptions** and **HierarchySelections**. If any specific option is absent, the **defaultControls** element, if present, is used.

If all the **hierarchyOptions** subcomponent is absent in **defaultControls**, or the **defaultControls** is absent, hierarchy selection shall not be used. If the **hierarchySelection** component is present in a **search** argument and specifies anything than **self**, the search validation against this search-rule fails. Corresponding elements in **mandatoryControls** and **searchRuleControls** shall be omitted.

If the **defaultControls** component is completely absent, it shall be considered to take the standard default value { **serviceControls** {}, **searchOptions** {**searchAliases**} }.

The **mandatoryControls** component specifies, by setting specific bits, the bitstring options that shall be present as specified in **defaultControls**; if any bit specified by **mandatoryControls** differs in the user-supplied options from **defaultControls**, the search validation against this search-rule fails. Bits not specified by the **mandatoryControls** component are taken as zero. If the operation is a Read or Modify Entry operation, only the **serviceControls** subcomponent is considered.

The **searchRuleControls** component specifies, by setting specific bits, the bitstring options that are to be taken from the **defaultControls** rather than from the user-supplied options. Bits not specified by the **searchRuleControls** component are taken as zero. If the operation is a Read or Modify Entry operation, only the **serviceControls** subcomponent is considered.

NOTE – If the user supplies $U_{0 \text{ to } P}$ in a Search operation, and the default bits are $D_{0 \text{ to } N}$, the result of applying the **defaultControls** component is a bit string $C_{0 \text{ to } N}$ where bits 0 to p are taken from U and the remaining ones from D. The search validation against this search-rule fails if the bitstring C&M is not equal to D&M, where C means $C_{0 \text{ to } N}$, '&' represents a bitwise-AND operation, and $M_{0 \text{ to } N}$ is the bitstring specified by **mandatoryControls**. Otherwise, the value of options that is used is $(C \& \sim S \mid D \& S)$ where S is the bitstring specified by **searchRuleControls**, $\sim S$ is its bitwise negation, and '|' represents a bitwise-OR operation. This last manipulation has the effect of excising the bits indicated by **searchRuleControls** and replacing them with the default bit values. The **familyGrouping** component specifies a family grouping specification that, if present, takes precedence over (i.e., substitutes for) the **familyGrouping** in the **CommonArguments** of the search argument.

16.10.6 Family specifications

The **familyGrouping** component specifies a family grouping selection that, if present, takes precedence over (i.e., substitutes for) the **familyGrouping** of the **CommonArguments** of the **search** argument.

The **familyReturn** component specifies family member return selection. It adjusts the specification given by the **familyReturn** in the **EntryInformationSelection** (or its default) of the **search** argument. The search-rule specification takes precedence with respect to the specification in **memberSelect** component, while the **search** argument specification takes precedence with respect to **familySelect** component, i.e., if the **familySelect** component is present in the **search** argument, a possible **familySelect** component in the search-rule shall be ignored.

16.10.7 Control of relaxation

The **relaxation** component defines the relaxation policy using the **RelaxationPolicy** construct. The same construct may be included in a **search** request in the **relaxation** component. The procedure associated with this construct is described here, covering both the case where it is included in a search-rule and the case where it is included in a **search** request. If **RelaxationPolicy** is included in both the search-rule and in the **search** request, additional specifications are given in 10.2.2 of ITU-T Rec. X.511 | ISO/IEC 9594-3.

The **RelaxationPolicy** has the following subcomponents:

- a) The **basic** subcomponent, if present, defines **MRMapping**, i.e., a set of matching-rule substitutions and/or mapping-based matching functions that are applied to a **search** filter for the first evaluation (i.e., without tightening or relaxation). This permits the selection of a more appropriate match than the original match. Omission of the item or supplying it with an empty set causes all the normal matching rules without applying any mapping-based matching to be used for the first evaluation.
- b) The **tightenings** subcomponent, if present, comprises a sequence of substitutions and of mappings, each defined by **MRMapping**, that are to be applied in the order given, one at the time, if the matched entries are too numerous (greater than **maximum**).
- c) The **relaxations** subcomponent, if present, comprises a sequence of substitutions and mappings, each defined by **MRMapping**, that are to be applied in the order given, one at the time, if the matched entries are too few (less than **minimum**).
- d) The **maximum** subcomponent shall always be present if **tightenings** is present, and then specifies the number of entries found above which a tightening is to be applied.
- e) The **minimum** subcomponent specifies the number of entries found for which (or below which) a relaxation is to be applied; if absent, it defaults to zero.

NOTE 1 – Relaxation/tightening is not affected by the **performExactly** search control option.

Matching rule substitutions and mappings are defined by **MRMapping** elements, each of which consists of a sequence of **Mapping** elements and a sequence of **MRSubstitution** elements. The sequence orders of these elements have no significance.

A **Mapping** element has the following components:

- a) The **mappingFunction** component identifies a mapping-based mapping function with associated mapping table to be applied.
- b) The **level** component identifies the level of relaxation (or tightening if negative) to be applied for the mapping-based matching. This component shall be ignored if the **&userControl** is set for the mapping-based matching and the **extendedArea** search control is included in the **search** request, in which case the value specified in **extendedArea** is applied.

NOTE 2 – For the **basic** substitution and mapping, the **level** should in many cases be set to zero.

A **MRSubstitution** element has the following components:

- a) **attribute** describes the attribute to which the substitution is to be applied.
- b) **oldMatchingRule** is the matching rule that is to be substituted for. If absent, it applies to the previously applicable matching rule of the specified type for the attribute, if there is one. For basic substitution, or if basic substitution is not performed, for the first relaxation/tightening substitution, the applicable matching is the one that would otherwise have been used. For subsequent substitutions, the applicable matching rule is the one brought in by the previous substitution. If this subcomponent specifies a matching rule that is not the previously applicable matching rule, then no substitution is performed.

NOTE 3 – As an example, if the filter item is of type **equality** and thereby selecting an equality matching rule, and this subcomponent specifies a substring matching rule, then no substitution is performed.

- c) **newMatchingRule** is the object identifier for the substitute matching rule that is to be used in place of the old matching rule. If absent, any corresponding filter-items are evaluated as TRUE for a non-negated item, and FALSE for a negated item (i.e., in accordance with **id-mr-nullMatch**).

The following applies only for matching rule substitution specified in a **search** request. If a matching rule is specified for which there is a matching restriction for the attribute type (see 16.10.2, item g)) that will make the **search** request non-compliant with the governing-search-rule; or an unsupported or incompatible matching rule is specified, the substitution is abandoned and no further substitution is performed for the attribute type.

NOTE 4 – It is assumed that a DSA will not allow invalid substitutions to be present in a search-rule.

One attribute can have multiple **MRSubstitution** elements in an **MRMapping** provided that the combination of attribute and **oldMatchingRule** (if present) is unique. When **oldMatchingRule** is absent in one **MRSubstitution**, but is present in another **MRSubstitution**, the latter takes precedence in mapping the matching rule defined by **oldMatchingRule**.

16.10.8 Additional control component

The **additionalControl** component allows the effect of a governing-search-rule to be adapted to a specific environment where additional control of a Search operation is required. It specifies one or more control attribute types. The semantics, syntax and placement of such a control attribute type referenced by this component shall be defined as part of the control attribute definition. Such a specification may be made outside these Directory Specifications. A control attribute specified includes a part of its definition procedures to be executed based on the information provided by the control attribute.

This component does not affect the search-validation function.

A control attribute could be placed in such way that it affects several entries, e.g., in a service-specific administrative point or in a service administration subentry. It can also be placed in individual entries. When a control attribute is placed in individual entries, it can only affect entry information selection for those entries. A control attribute may result in certain entries or family members being *explicitly unmark*, which will prevent their presence in the Search result.

NOTE 1 – By placing a control attribute in the service-specific administrative point, the control attribute can affect the way matching is performed. As an example, an attribute type specified in a filter item can be mapped into or supplemented by a set of attribute types ("friendly" attribute types) against which matching can be performed in some defined way, e.g., to obtain the same effect provided by attribute subtyping. Similarly, a control attribute could adjust the entry information returned.

NOTE 2 – By placing a control attribute in a given entry, it is possible to take individual requirements into account, e.g., to cover personal data protection requirements.

If compound entries are been marked or unmarked as the result of the processing of one or more control attributes, this shall be done before applying the family return specification (as specified by the **familyReturn** in the **EntryInformationSelection** or as overridden by the **familyReturn** search-rule component). If the explicit unmarking results in no member of a compound entry being returned, the compound entry is completely removed from the result.

16.10.9 Miscellaneous components

The **allowedSubset** component specifies the valid choices of the Search request **subset** specification. This search-rule component is ignored if the **imposedSubset** search-rule component is present and the **useSubset** search control is not set in a **search** request. As default, any **subset** choice is possible. If the **subset** parameter of a **search** request does not specify a value compatible with this search-rule component, the search validation against this search-rule fails. For a Read or Modify Entry operation to comply with this component, it must include the value **baseObject**.

The **imposedSubset** component specifies a **subset** that substitutes the **subset** specification in a **search** request. If this component is not present or if the **useSubset** search control is set in the **search** request, no substitution is performed and the restriction expressed by the **allowedSubset** is exercised. This component shall be ignored when evaluating a **read** or **modifyEntry** request against a search-rule.

The **entryLimit** component has two subcomponents. The **default** subcomponent indicates the size limit to be imposed by the Directory if the **sizeLimit** service control is not set. The **max** subcomponent indicates the maximum allowable value for the **sizeLimit** service control. If exceeded, the effective **sizeLimit** is reduced to this **max** value. This component shall be ignored when evaluating a **read** or **modifyEntry** request against a search-rule.

16.10.10 ASN.1 information object classes

The **SEARCH-RULE**, **REQUEST-ATTRIBUTE** and **RESULT-ATTRIBUTE** information object classes are provided to facilitate the documentation of search-rules:

<p>SEARCH-RULE ::= CLASS { &dmdId &serviceType &userClass &InputAttributeTypes &combination &OutputAttributeTypes &defaultControls &mandatoryControls &searchRuleControls &familyGrouping &familyReturn &additionalControl &relaxation &allowedSubset &imposedSubset &entryLimit &id</p> <p>WITH SYNTAX { DMD ID [SERVICE-TYPE [USER-CLASS [INPUT ATTRIBUTES [COMBINATION [OUTPUT ATTRIBUTES [DEFAULT CONTROL [MANDATORY CONTROL [SEARCH-RULE CONTROL [FAMILY-GROUPING [FAMILY-RETURN [ADDITIONAL CONTROL [RELAXATION [ALLOWED SUBSET [IMPOSED SUBSET [ENTRY LIMIT ID</p>	<p>OBJECT IDENTIFIER, OBJECT IDENTIFIER INTEGER REQUEST-ATTRIBUTE AttributeCombination RESULT-ATTRIBUTE ControlOptions ControlOptions ControlOptions FamilyGrouping FamilyReturn AttributeType RelaxationPolicy AllowedSubset ImposedSubset EntryLimit INTEGER UNIQUE }</p> <p>&dmdId &serviceType] &userClass] &InputAttributeTypes] &combination] &OutputAttributeTypes] &defaultControls] &mandatoryControls] &searchRuleControls] &familyGrouping] &familyReturn] &additionalControl] &relaxation] &allowedSubset] &imposedSubset] &entryLimit] &id }</p>	<p>OPTIONAL, OPTIONAL, OPTIONAL, OPTIONAL, OPTIONAL, OPTIONAL, OPTIONAL, OPTIONAL, OPTIONAL, OPTIONAL, OPTIONAL, DEFAULT '111'B, OPTIONAL, OPTIONAL,</p>
<p>REQUEST-ATTRIBUTE ::= CLASS { &attributeType &SelectedValues &DefaultValues</p> <p>&contexts &contextCombination &MatchingUse &includeSubtypes</p> <p>WITH SYNTAX { ATTRIBUTE TYPE [SELECTED VALUES [DEFAULT VALUES [CONTEXTS [CONTEXT COMBINATION [MATCHING USE [INCLUDE SUBTYPES</p>	<p>ATTRIBUTE.&id, ATTRIBUTE.&Type SEQUENCE { entryType OBJECT-CLASS.&id valuesSEQUENCE OF ATTRIBUTE.&Type } SEQUENCE OF ContextProfile ContextCombination MatchingUse BOOLEAN</p> <p>&attributeType &SelectedValues] &DefaultValues] &contexts] &contextCombination] &MatchingUse] &includeSubtypes] }</p>	<p>OPTIONAL, OPTIONAL, OPTIONAL, OPTIONAL, OPTIONAL, DEFAULT FALSE }</p>
<p>RESULT-ATTRIBUTE ::= CLASS { &attributeType &outputValues selectedValues matchedValuesOnly &contexts</p> <p>WITH SYNTAX { ATTRIBUTE TYPE [OUTPUT VALUES [CONTEXTS</p>	<p>ATTRIBUTE.&id, CHOICE { SEQUENCE OF ATTRIBUTE.&Type, NULL } ContextProfile</p> <p>&attributeType &outputValues] &contexts] }</p>	<p>OPTIONAL, OPTIONAL }</p>

16.11 Matching restriction definition

An administrative authority may want to put restrictions on how a matching rule is applied. As an example, a restriction on a substring matching rule may specify minimum lengths on substrings provided in a search filter item. Such a restriction is of a permanent nature and has no dynamic characteristics, as it is the case for search relaxation.

Within a service-specific administrative area, restrictions can be applied by the proper construction of search-rules, and this is the only place where matching restrictions can be introduced.

Matching restrictions may be defined as values of the **MATCHING-RESTRICTION** information object class:

```

MATCHING-RESTRICTION ::= CLASS {
    &Restriction,
    &Rules           MATCHING-RULE.&id,
    &id             OBJECT IDENTIFIER UNIQUE }
WITH SYNTAX {
    RESTRICTION    &Restriction
    RULES         &Rules
    ID           &id }

```

For a matching rule restriction that is defined using this information object class:

- &Restriction** is the syntax for the matching restriction to be applied;
- &Rules** is the set of matching rules to which this restriction can be applied. The restrictions can only be specified for a basic matching rule, i.e., does not include the **&ParentMatchingRules** field in its definition;
- &id** is the object identifier assigned to it.

Several matching restrictions can be defined for any one matching rule, but only one can be applied in a given situation.

16.12 Search-validation function

The search-validation function is an abstract function that is used to determine the compatibility of a search request with a particular search-rule. The search-validation function yields TRUE if the search request complies with the search-rule. Otherwise, it yields FALSE. For a search request to comply with a search-rule:

- attribute types other than those represented by the **inputAttributeTypes** shall not be present in any form in the search filter, negated or non-negated;
- if an attribute type is present in a filter, it shall also be effectively present;

NOTE – This implies that an attribute type shall not be only represented by negated filter items.

- the condition for the effective presence of request attributes as specified by the search-rule **attributeCombination** component shall be fulfilled;
- if there are request-attribute-profiles that include the **selectedValues** subcomponent, the corresponding attributes shall only be represented by non-negated filter items;
- the **subset** specification in the search argument shall comply with the search-rule **subset** specification;
- the mandatory control as specified by the **mandatoryControls** component shall be exactly as in **defaultControls** for the search-rule.

For an attribute type represented by one or more filter items in a subfilter to be effectively present in that subfilter, at least one of the filter items shall comply with the **RequestAttribute** specification for that attribute type, i.e.:

- the filter items shall be of type as specified in 16.6;
- if the **selectedValues** subcomponent is present and non-empty in the request-attribute-profile, the filter item shall match this subcomponent;
- the context specification in the filter item shall comply with the context specifications in the request-attribute-profile;
- the matching rule specification in the filter item shall comply with the matching rule specifications in the request-attribute-profile; and
- any matching restriction shall be fulfilled.

The detailed search-validation procedure is specified in clause 13 of ITU-T Rec. X.511 | ISO/IEC 9594-3.

SECTION 8 – SECURITY

17 Security model**17.1 Definitions**

This Directory Specification makes use of the following terms defined in CCITT Rec. X.800 | ISO 7498-2:

- access control;
- authentication;
- security policy;
- confidentiality;
- integrity.

The following terms are defined in this Directory Specification:

17.1.1 access control scheme: The means by which access to Directory information and potentially to access rights themselves may be controlled.

17.1.2 protected item: An element of Directory information to which access can be separately controlled. The protected items of the Directory are entries, attributes, attribute values and names.

17.2 Security policies

The Directory exists in an environment where various administrative authorities control access to their portion of the DIB. Such access is generally in conformance with some administration-controlled security policy (see ITU-T Rec. X.509 | ISO/IEC 9594-8).

Two aspects or components of the security policy which effect access to the Directory are the authentication procedures and the access control scheme.

NOTE – Clause 18 defines two access control schemes known as Basic Access Control and Simplified Access Control, and clause 19 defines Rule-based Access Control. These schemes may be used in conjunction with local administrative controls; however, since local administrative policy has no standardized representation, it cannot be communicated in shadowed information.

17.2.1 Authentication procedures and mechanisms

Authentication procedures and mechanisms in the context of the Directory include the methods to verify and propagate where necessary:

- the identity of DSAs and Directory users;
- the identity of the origin of information received at an access point.

NOTE 1 – The administrative authority may stipulate different provisions for the authentication of administrative users as compared to provisions for the authentication of non-administrative users.

General-use authentication procedures are defined in ITU-T Rec. X.509 | ISO/IEC 9594-8 and can be used in conjunction with the access control schemes defined in this Directory Specification to enforce security policy.

NOTE 2 – Future editions of the Directory Specifications may define other access control schemes.

NOTE 3 – Local administrative policy may stipulate that authentication taking place in certain other DSAs (e.g., DSAs in other DMDs) is to be disregarded.

In general, there will be a mapping function from the authenticated identity (e.g., human user identity as authenticated by an authentication exchange) to the access control identity (e.g., the distinguished name of an entry, together with an optional unique identifier, representing the user). A particular security policy may state that the authenticated identity and the access control identity are the same.

For names in the access control identity, primary distinguished names shall be used. Similarly, where access control uses names in its specification of grants and denial, primary distinguished names shall be used.

17.2.2 Access control scheme

The definition of an access control scheme in the context of the Directory includes methods to:

- specify access control information (ACI);
- enforce access rights defined by that access control information;

- maintain access control information.

The enforcement of access rights applies to controlling access to:

- Directory information related to names;
- Directory user information;
- Directory operational information including access control information.

Administrative authorities may make use of all or parts of any standardized access control scheme in implementing their security policies, or may freely define their own schemes at their discretion.

However, administrative authorities may stipulate separate provisions for the protection of some or all of the Directory operational information. Administrative authorities are not required to provide ordinary users with the means to detect provisions for the protection of operational information.

NOTE 1 – Administrative policy may grant or deny any form of access to particular attributes (e.g., operational attributes) irrespective of access controls which may otherwise apply.

The Directory provides a means for the access control scheme in force in a particular portion of the DIB to be identified through the use of the operational attribute **accessControlScheme**. The scope of such a scheme is defined by an Access Control Specific Area (ACSA), which is a specific administrative area that is the responsibility of the corresponding Security Authority. This attribute is placed in the Administrative Entry for the corresponding Administrative Point. Only administrative entries for Access Control Specific Points are allowed to contain an **accessControlScheme** attribute.

NOTE 2 – If this operational attribute is missing with respect to access to a given entry, then the DSA shall behave as for a first edition DSA (i.e., it is a local matter to determine an access control mechanism and its effect on operations, results and errors).

```
accessControlScheme ATTRIBUTE ::= {
    WITH SYNTAX                OBJECT IDENTIFIER
    EQUALITY MATCHING RULE     objectIdentifierMatch
    SINGLE VALUE               TRUE
    USAGE                       directoryOperation
    ID                          id-aca-accessControlScheme }
```

Any subentry or entry in an ACSA is permitted to contain entry ACI if and only if such ACI is permitted and consistent with the value of the **accessControlScheme** attribute of the corresponding ACSA.

17.3 Protection of Directory operations

There are two forms of protection available for Directory operations: confidentiality and integrity.

Confidentiality is available only on a point-to-point basis through the use of TLS, which may be invoked for the IDM Directory protocols, for OSI Transport Layer on top of TCP and for LDAP. TLS is not available for a pure OSI Directory protocol stack. It is noted that point-to-point protection may be inadequate in a distributed environment; however, end-to-end confidentiality is only provided through the protection of the attributes themselves.

Integrity is provided in two ways. Point-to-point integrity may be provided for IDM Directory protocols and for LDAP through the use of TLS. End-to-end integrity may be provided by signing and optionally chaining signed Directory operations other than LDAP using **OPTIONALLY-PROTECTED** as specified below. The PDUs containing the Directory operations are not protected; rather, the arguments, results, and errors are protected. There is no mechanism for providing a secure persistent record of events such as DAP operations. LDAP operations are not protected by means of this Directory Specification.

NOTE – The experimental IETF RFC 2649 "An LDAP Control and Schema for Holding Operation Signatures", proposes a mechanism for signing PDUs containing LDAP operations and for providing a secure persistent record of those operations.

OPTIONALLY-PROTECTED is a parameterized data type where the parameter is a data type whose values may, at the option of the generator, be accompanied by their digital signature. This capability is specified by means of the following type:

```
OPTIONALLY-PROTECTED { Type } ::= CHOICE {
    unsigned      Type,
    signed        SIGNED {Type} }
```

The **OPTIONALLY-PROTECTED-SEQ** is used instead of **OPTIONALLY-PROTECTED** when the protected data type is a sequence data type that is not tagged.

```
OPTIONALLY-PROTECTED-SEQ { Type } ::= CHOICE {
    unsigned      Type,
    signed        [0] SIGNED { Type } }
```

The **SIGNED** parameterized data type, which describes the form of the signed form of the information, is specified in ITU-T Rec. X.509 | ISO/IEC 9594-8.

18 Basic Access Control

18.1 Scope and application

This clause defines one specific access control scheme (of possibly many) for the Directory. The access control scheme defined herein is identified with the **accessControlScheme** operational attribute by giving it the value **basic-access-control**. Subclause 17.2.2 describes which entries contain the **accessControlScheme** operational attribute.

NOTE – An access control scheme known as "Simplified Access Control" is specified in 18.9. It is defined as a subset of the Basic Access Control scheme. When Simplified Access Control is used, the **accessControlScheme** operational attribute shall have the value **simplified-access-control**. Additional access control schemes known as "Rule-based Access Control" are specified in clause 19.

The scheme defined here is only concerned with providing means of controlling access to the Directory information within the DIB (potentially including tree structure and access control information). It does not address controlling access for the purpose of communication with a DSA application-entity. Control of access to information means the prevention of unauthorized detection, disclosure, or modification of that information.

18.2 Basic Access Control model

The Basic Access Control model for the Directory defines, for every Directory operation, one or more points at which access control decisions take place. Each access control decision involves:

- that element of Directory information being accessed, called the *protected item*;
- the user requesting the operation, called the *requestor*;
- a particular right necessary to complete a portion of the operation, called the *permission*;
- one or more operational attributes that collectively contain the security policy governing access to that item, called *ACI items*.

Thus, the basic access control model defines:

- the protected items;
- the user classes;
- the permission categories required to perform each Directory operation;
- the scope of application and syntax of ACI items;
- the basic algorithm, called the Access Control Decision Function (ACDF), used to decide whether a particular requestor has a particular permission by virtue of applicable ACI items.

18.2.1 Protected items

A protected item is an element of Directory information to which access can be separately controlled. The protected items of the Directory are entries, attributes, attribute values and names. For convenience in specifying access control policies, Basic Access Control provides the means to identify collections of related items, such as attributes in an entry or all attribute values of a given attribute, and to specify a common protection for them.

18.2.2 Access control permissions and their scope

Access is controlled by granting or denying permissions. The permission categories are described in 18.2.3 and 18.2.4.

The scope of access controls can be a single entry or a collection of entries that are logically related by being within the scope of a subentry for a particular administrative point.

Permission categories are generally independent. Since all Directory entries have a relative position within the DIT, access to user and operational information always involves some form of access to DIT related information. Thus, there are two main forms of access control decision associated with a Directory operation: access to entries as named objects (referred to as *entry access*); and access to attributes containing user and operational information (referred to as *attribute access*). For many Directory operations, both forms of permission are required. In addition, where applicable, separate permissions control the name or error type returned. Some important aspects of permissions categories, forms of access, and access control decision making are as follows:

- a) To perform Directory operations on entire entries (e.g., read an entry or add an entry), it is usually necessary for permission to be granted with respect to the attributes and values contained within that entry. Exceptions are permissions controlling entry renaming and removal: in neither case is attribute or attribute value permissions taken into account.
- b) To perform Directory operations that require access to attributes or attribute values, it is necessary to have entry access permission to the entry or entries that contain those attributes or values.
 - NOTE 1 – The removal of an entry or of an attribute does not require access to the contents of the entry or of the attribute.
- c) The decision whether or not to permit entry access is strictly determined by the position of the entry in the DIT, in terms of its distinguished name, and is independent of how the Directory locates that entry.
- d) A design principle of Basic Access Control is that access may be allowed only when there is an explicitly provided grant present in the access control information used by the Directory to make the access control decision. Granting one form of access (e.g., entry access) never automatically or implicitly grants the other form (e.g., attribute access). In order to administer meaningful Directory access control policies, it is thus usually necessary to explicitly set access policy for both forms of access.
 - NOTE 2 – Certain combinations of grants or denials are illogical, but it is the responsibility of users, rather than the Directory, to ensure that such combinations are absent.
 - NOTE 3 – Consistent with the above design principle, granting or denying permissions for an attribute value does not automatically control access to the related attribute. Moreover, in order to access an attribute value(s) in the course of a Directory interrogation operation, a user must be granted access to both the attribute type and its value(s).
- e) The only default access decision provided in the model is to deny access in the absence of explicit access control information that grants access.
- f) A denial specified in access control information always overrides a grant, all other factors being equal.
- g) A particular DSA may not have the access control information governing the Directory data it caches. Security Administrators should be aware that a DSA with the capability of caching may pose a significant security risk to other DSAs, in that it may reveal information to unauthorized users.
- h) For the purposes of interrogation, collective attributes that are associated with an entry are protected precisely as if they were attributes that form part of the entry.
 - NOTE 4 – For the purposes of modification, collective attributes are associated with the subentry that holds them, not with entries within the scope of the subentry. Modify-related access controls are therefore not relevant to collective attributes, except when they apply to the collective attribute and its values within the subentry.

18.2.3 Permission categories for entry access

The permission categories used to control entry access are *Read*, *Browse*, *Add*, *Remove*, *Modify*, *Rename*, *DiscloseOnError*, *Export*, and *Import* and *ReturnDN*. Their use is described in more detail in ITU-T Rec. X.511 | ISO/IEC 9594-3. Annex L provides an overview of their meaning in general situations. This subclause introduces the categories by briefly indicating the intent associated with the granting of each. The actual influence of a particular granted permission on access control decisions are, however, determined by the full context of the ACDF and access control decision points for each Directory operation.

- a) *Read*, if granted, permits read access for Directory operations which specifically name an entry (i.e., as opposed to the List and Search operations) and provides visibility to the information contained in the entry to which it applies.
- b) *Browse*, if granted, permits entries to be accessed using Directory operations which do not explicitly provide the name of the entry.
- c) *Add*, if granted, permits creation of an entry in the DIT subject to controls on all attributes and attribute values to be placed in the new entry at time of creation.
 - NOTE 1 – In order to add an entry, permission shall also be granted to add at least the mandatory attributes and their values.
 - NOTE 2 – There is no specific "add subordinate permission". Permission to add an entry is controlled using **prescriptiveACI** operational attributes as described in 18.3.

- d) *Remove*, if granted, permits the entry to be removed from the DIT regardless of controls on attributes or attribute values within the entry.
- e) *Modify*, if granted, permits the information contained within an entry to be modified.
NOTE 3 – In order to modify information contained within an entry other than the distinguished name attribute values, appropriate attribute and value permissions shall also be granted.
- f) Granting *Rename* is necessary for an entry to be renamed with a new RDN, taking into account the consequential changes to the distinguished names of subordinate entries, if any; if the name of the superior is unchanged, the grant is sufficient.
NOTE 4 – In order to rename an entry, there are no prerequisite permissions to contained attributes or values, including the RDN attributes; this is true even when the operation causes new attribute values to be added or removed as a result of the changes of RDN.
- g) *DiscloseOnError*, if granted, permits the name of an entry to be disclosed in an error (or empty) result.
- h) *Export*, if granted, permits an entry and its subordinates (if any) to be exported; that is, removed from the current location and placed in a new location subject to the granting of suitable permissions at the destination. If the last RDN is changed, *Rename* is also required at the current location.
NOTE 5 – In order to export an entry or its subordinates, there are no prerequisite permissions to contained attributes or values, including the RDN attributes; this is true even when the operation causes attribute values to be added or removed as a result of the changes of RDN.
- i) *Import*, if granted, permits an entry and its subordinates, if any, to be imported; that is, removed from some other location and placed at the location to which the permission applies (subject to the granting of suitable permissions at the source location).
NOTE 6 – In order to import an entry or its subordinates, there are no prerequisite permissions to contained attributes or values, including the RDN attributes; this is true even when the operation causes attribute values to be added or removed as a result of the changes of RDN.
- j) *ReturnDN*, if granted, allows the distinguished name of the entry to be disclosed in an operation result.

18.2.4 Permission categories for attribute and attribute value access

The permission categories used to control attribute and attribute value access are *Compare*, *Read*, *FilterMatch*, *Add*, *Remove*, and *DiscloseOnError*. They are described in more detail in ITU-T Rec. X.511 | ISO/IEC 9594-3. Annex L provides an overview of their meaning in general situations. This subclause introduces the categories by briefly indicating the intent associated with the granting of each. The actual influence of a particular granted permission on access control decisions are, however, determined by the full context of the ACDF and access control decision points for each type of Directory operation.

- a) *Compare*, if granted, permits attributes and values to be used in a Compare operation.
- b) *Read*, if granted, permits attributes and values to be returned as entry information in a Read or Search access operation.
- c) *FilterMatch*, if granted, permits evaluation of a filter within a search criterion.
- d) *Add*, if granted for an attribute, permits adding an attribute subject to being able to add all specified attribute values. If granted for an attribute value, it permits adding a value to an existing attribute.
- e) *Remove*, if granted for an attribute, permits removing an attribute complete with all of its values. If granted for an attribute value, it permits the attribute value to be removed from an existing attribute.
- f) *DiscloseOnError*, if granted for an attribute, permits the presence of the attribute to be disclosed by an attribute or security error. If granted for an attribute value, it permits the presence of the attribute value to be disclosed by an attribute or security error.
- g) *Invoke*, if granted, the object (always an operational attribute or a value of an operational attribute) to which the permission applies can be invoked on behalf of the authenticated user by the DSA. The function carried out by invocation is attribute-dependent. No other permissions are required for user for the operational attribute or on the entry/subentry that holds it.

18.3 Access control administrative areas

The DIT is partitioned into subtrees termed "autonomous administrative areas", each of which is under the administrative authority of a single Domain Management Organization. It may be further partitioned into subtrees termed "specific administrative areas" for the purposes of specific aspects of administration; alternatively, the whole of an autonomous administrative area may comprise a single specific administrative area. Each such specific administrative area is the responsibility of a corresponding specific administrative authority. A particular administrative area may be shared by several specific administrative authorities. See clause 11.

18.3.1 Access control areas and Directory Access Control Domains

In the case of access control, the specific administrative authority is a Security Authority, and the specific administrative area is termed an "Access Control Specific Area" (ACSA). The root of the ACSA is termed an "Access Control Specific Point". Each Access Control Specific Point is represented in the DIT by an Administrative Entry which includes **access-control-specific-area** as a value of its **administrativeRole** operational attribute; it has (potentially) one or more subentries which contain access control information. Similarly, each Access Control Inner Point is represented in the DIT by an Administrative Entry which contains **access-control-inner-area** as a value of its **administrativeRole** operational attribute; it also has (potentially) one or more subentries which contain access control information. Each such administrative entry which has a subentry containing prescriptive ACI information has **basic-access-control**, **simplified-access-control**, or other relevant value as a value of its **accessControlScheme** operational attribute. Each subentry that belongs to an Access Control Specific Point and which contains access control information has **accessControlSubentry** as a value of its object class attribute. An administrative entry and its subentries may hold operational attributes (such as access control information) which relate, respectively, to the administrative point (and possibly its subentries) and to collections of entries (within the administrative area) defined by the subentry **subtreeSpecification**.

The **accessControlScheme** attribute shall be present if and only if the holding administrative entry is an access control specific entry. An administrative entry can never be both an access control specific and an access control inner entry; corresponding values can therefore never be present simultaneously in the **administrativeRole** attribute.

The scope of a subentry that contains access control information, as defined by its **subtreeSpecification** (which may include subtree refinements), is termed a Directory Access Control Domain (DACD).

NOTE – A DACD can contain zero entries, and can encompass entries that have not yet been added to the DIT.

The Security Authority may permit an Access Control Specific Area to be partitioned into subtrees termed inner (administrative) areas. Each such inner area is termed an "Access Control Inner Area" (ACIA) with **access-control-inner-area** as the value of the **administrativeRole** operational attribute. Each subentry of the corresponding administrative point that contains prescriptive ACI has, as before, an **accessControlSubentry** value within its object class attribute.

The scope (**subtreeSpecification**) specified in a subentry within an ACIA is also a DACD and contains entries inside the associated Access Control Inner Area.

ACIAs allow a degree of delegation of access control authority within the ACSA. The authority for the ACSA still retains authority within the ACIA since the ACI in the subentries of the ACSA's administrative point apply as well as the ACI in the subentries of the relevant ACIAs (subclause 18.6 explains how the ACSA controls authority).

In summary, in evaluating access controls, the type of access control scheme (e.g., Basic Access Control) is indicated by the **accessControlScheme** attribute value of the relevant access control specific entry; the role of each relevant administrative entry within the ACSA is indicated by its **administrativeRole** attribute values; the presence of prescriptive access control in a particular subentry is indicated by an **accessControlSubentry** value in its object class attribute.

Subentries, like other entries, can hold an **entryACI** attribute for protection of its own contents.

18.3.2 Associating controls with administrative areas

Access to a given entry is (potentially) controlled by the totality of superior access control administrative points (both inner and specific) up to and including the first non-inner access control administrative point or Autonomous Administrative Point encountered moving up the DIT from the entry towards the root. Access Control Specific Points superior to this access control administrative point have no effect on access control to the given entry.

NOTE 1 – An Autonomous Administrative Point is considered implicitly to be an Access Control Specific Point for the purpose of this description, even if it is not associated with any prescriptive controls.

Some important points regarding the association between access controls and administrative areas are:

- a) Access controls for Directory information may apply to only selected entries, or may have scope extending throughout portions of the DIB that are logically related by a common security policy and a common Access Control administration.
- b) Access control may be imposed on entries within ACSAs or within ACIAs by placing **prescriptiveACI** attributes (see 18.5) within one or more subentries of the corresponding Access Control Administrative Entry, with scope defined by an appropriate **subtreeSpecification**.

NOTE 2 – **prescriptiveACI** attributes are not collective attributes. There are a number of significant differences between **prescriptiveACI** and collective attributes:

- although a **prescriptiveACI** attribute may affect access control decisions for each entry within the scope of the subentry that holds it, the **prescriptiveACI** attribute is not considered to supply accessible information to any such entry or to be in any sense a part of such an entry;
 - **prescriptiveACI** attributes are associated with the access control aspects of administration, and are associated with Access Control Specific and Inner Points, not with entry-collection administrative points;
 - the purpose of a **prescriptiveACI** attribute is to express a policy that influences across a defined set of entries, while the purpose of a collective attribute is to provide information that associates a user-accessible set of attributes within a defined set of entries;
 - **prescriptiveACI** attributes represent policy information that will, in general, not be widely accessible by ordinary users. Administrative users who need to access **prescriptiveACI** information can access them as operational attributes within subentries.
- c) A **prescriptiveACI** operational attribute contains **ACIItems** (see 18.4.1) common to all entries within the scope of the subentry, i.e., DACD, in which the **prescriptiveACI** occurs. A DACD normally contains entries inside the associated Access Control Specific Area (but can contain no entries at all).
- d) Although particular **ACIItems** may specify attributes or values as protected items, **ACIItems** are logically associated with entries. The particular set of **ACIItems** associated with an entry and with the contents of that entry is a combination of:
- **ACIItems** that apply to that particular entry, specified as values of the **entryACI** operational attribute, if present (see 18.5.2);
 - **ACIItems** from **prescriptiveACI** operational attributes applicable to the entry by virtue of being placed in subentries of administrative entries whose scope includes the particular entry (see 18.5.1).
- e) Each entry (controlled by **entryACI** and/or **prescriptiveACI**) necessarily falls within one and only one ACSA. Each such entry may also fall within one or more ACIAs nested inside the ACSA containing the entry. The **prescriptiveACI** that potentially affects the outcome of access control decisions for a given entry are located within subentries (of the administrative entry) for the ACSA and for each ACIA containing the entry. Other subentries cannot affect access control decisions regarding that entry.
- f) If an entry is within the scope of more than one DACD, the complete set of **ACIItems** that may potentially affect access control decisions regarding that entry includes all **prescriptiveACI** item attributes of those DACDs, in addition to any **entryACI** attributes in the entry itself. An example is shown in Figure 17. The effective access control at entry E1 is a combination of the **prescriptiveACI** for DACD1, DACD2, DACD3, and **entryACI** (if present) in entry E1. The effective access control at entry E2 is a combination of the **prescriptiveACI** for DACD1 and DACD3, and **entryACI** (if present) in entry E2.

NOTE 3 – Protection of access control information is described in 18.6.

- g) The **subtreeSpecification** attribute in each subentry defines a collection of entries within an administrative area. Since a **subtreeSpecification** may define a subtree refinement, DACDs may arbitrarily overlap within the intersection of their respective administrative areas. For simplicity, Figure 17 does not show administrative points, subentries, or administrative areas; however, it may be considered as three DACDs in the same ACSA with each DACD corresponding to a single subentry of the administrative point for that ACSA (and there are no ACIAs). Alternatively, Figure 17 may be considered in the context of a single ACSA containing a single ACIA where DACD1 is congruent to the ACSA and DACD3 is congruent to the ACIA (DACD1 and DACD2 would correspond to subentries of the ACSA administrative point and DACD3 would correspond to a subentry of the ACIA administrative point). An administrative area is congruent to a DACD when the collection of entries in the DACD is the same as the collection of entries in the implicitly defined subtree corresponding to the administrative area. See the example in Annex M for figures depicting the relationship between administrative entries, administrative areas, subentries and DACDs.

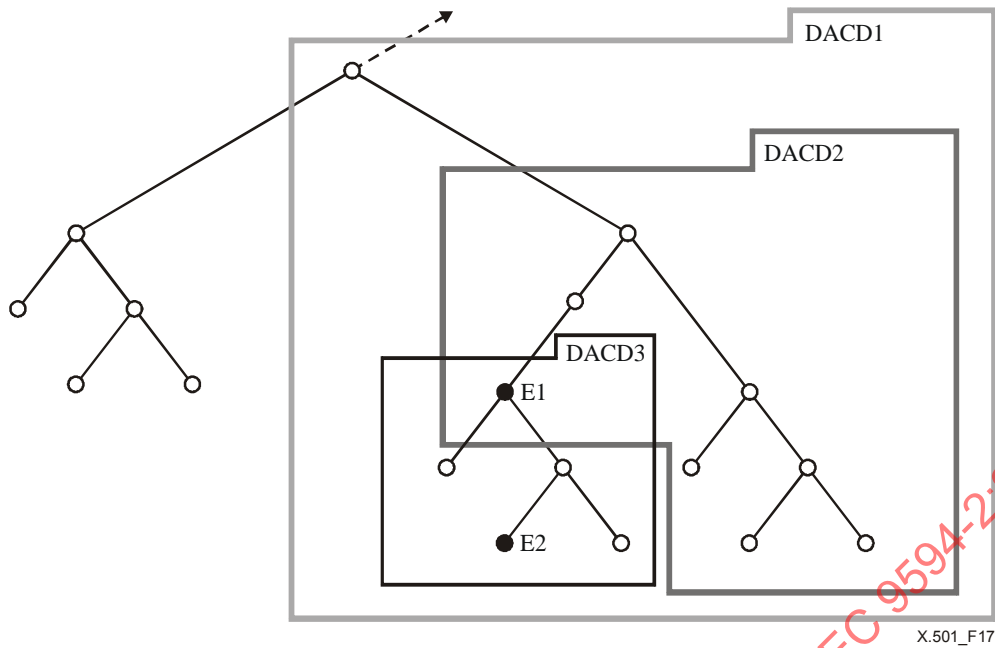


Figure 17 – Effective Access Control using DACDs

18.4 Representation of Access Control Information

18.4.1 ASN.1 for Access Control Information

Access Control Information is represented as a set of **ACItem**s, where each **ACItem** grants or denies permissions in regard to certain specified users and protected items.

In ASN.1, the information is expressed as:

```

ACItem ::= SEQUENCE {
    identificationTag          UnboundedDirectoryString,
    precedence                 Precedence,
    authenticationLevel       AuthenticationLevel,
    itemOrUserFirst           CHOICE {
        itemFirst              [0] SEQUENCE {
            protectedItems     ProtectedItems,
            itemPermissions     SET OF ItemPermission },
        userFirst              [1] SEQUENCE {
            userClasses         UserClasses,
            userPermissions     SET OF UserPermission } } }
    
```

Precedence ::= INTEGER (0..255)

```

ProtectedItems ::= SEQUENCE {
    entry                    [0] NULL OPTIONAL,
    allUserAttributeTypes   [1] NULL OPTIONAL,
    attributeType           [2] SET SIZE (1..MAX) OF AttributeType OPTIONAL,
    allAttributeValues      [3] SET SIZE (1..MAX) OF AttributeType OPTIONAL,
    allUserAttributeTypesAndValues [4] NULL OPTIONAL,
    attributeValue          [5] SET SIZE (1..MAX) OF AttributeTypeAndValue OPTIONAL,
    selfValue              [6] SET SIZE (1..MAX) OF AttributeType OPTIONAL,
    rangeOfValues          [7] Filter OPTIONAL,
    maxValueCount          [8] SET SIZE (1..MAX) OF MaxValueCount OPTIONAL,
    maxImmSub              [9] INTEGER OPTIONAL,
    restrictedBy           [10] SET SIZE (1..MAX) OF RestrictedValue OPTIONAL,
    contexts               [11] SET SIZE (1..MAX) OF ContextAssertion OPTIONAL,
    classes                [12] Refinement OPTIONAL }
    
```

```

MaxValueCount ::= SEQUENCE {
    type          AttributeType,
    maxCount      INTEGER }
    
```

```

RestrictedValue ::= SEQUENCE {
    type           AttributeType,
    valuesIn      AttributeType }

UserClasses ::= SEQUENCE {
    allUsers      [0]  NULL                OPTIONAL,
    thisEntry     [1]  NULL                OPTIONAL,
    name          [2]  SET SIZE (1..MAX) OF NameAndOptionalUID  OPTIONAL,
    userGroup     [3]  SET SIZE (1..MAX) OF NameAndOptionalUID  OPTIONAL,
    -- dn component shall be the name of an
    -- entry of GroupOfUniqueNames
    subtree      [4]  SET SIZE (1..MAX) OF SubtreeSpecification  OPTIONAL }

ItemPermission ::= SEQUENCE {
    precedence    Precedence OPTIONAL,
    -- defaults to precedence in ACItem
    userClasses   UserClasses,
    grantsAndDenials GrantsAndDenials }

UserPermission ::= SEQUENCE {
    precedence    Precedence OPTIONAL,
    -- defaults to precedence in ACItem
    protectedItems ProtectedItems,
    grantsAndDenials GrantsAndDenials }

AuthenticationLevel ::= CHOICE {
    basicLevels  SEQUENCE {
        level     ENUMERATED { none (0), simple (1), strong (2) },
        localQualifier INTEGER OPTIONAL,
        signed    BOOLEAN DEFAULT FALSE },
    other        EXTERNAL }

GrantsAndDenials ::= BIT STRING {
    -- permissions that may be used in conjunction
    -- with any component of ProtectedItems
    grantAdd      (0),
    denyAdd       (1),
    grantDiscloseOnError (2),
    denyDiscloseOnError (3),
    grantRead     (4),
    denyRead      (5),
    grantRemove   (6),
    denyRemove    (7),
    -- permissions that may be used only in conjunction
    -- with the entry component
    grantBrowse   (8),
    denyBrowse    (9),
    grantExport   (10),
    denyExport    (11),
    grantImport   (12),
    denyImport    (13),
    grantModify   (14),
    denyModify    (15),
    grantRename   (16),
    denyRename    (17),
    grantReturnDN (18),
    denyReturnDN  (19),
    -- permissions that may be used in conjunction
    -- with any component, except entry, of ProtectedItems
    grantCompare  (20),
    denyCompare   (21),
    grantFilterMatch (22),
    denyFilterMatch (23),
    grantInvoke   (24),
    denyInvoke    (25) }

AttributeTypeAndValue ::= SEQUENCE {
    type          ATTRIBUTE.&id ({SupportedAttributes}),
    value         ATTRIBUTE.&Type({SupportedAttributes}){@type} }

```

18.4.2 Description of ACItem Parameters

18.4.2.1 Identification Tag

identificationTag is used to identify a particular **ACItem**. This is used to discriminate among individual **ACItems** for the purposes of protection, management and administration.

18.4.2.2 Precedence

Precedence is used to control the relative order in which **ACItems** are considered during the course of making an access control decision in accordance with 18.8. **ACItems** having higher precedence values may prevail over others with lower precedence values, other factors being equal. Precedence values are integers and are compared as such.

Precedence can be used by a superior authority within the Security Authority to permit partial delegation of access control policy setting within an ACSA. This can be achieved by the superior authority setting a general policy at a high precedence and authorizing users representing the subordinate authority (e.g., associated with an ACIA) to create and modify ACI with a lower precedence, in order to tailor the general policy for specific purposes. The partial delegation thus requires the means for the superior authority to limit the maximum precedence which the subordinate authority can assign to ACI under its control.

Basic Access Control does not specify or describe how to limit the maximum precedence that can be used by a subordinate authority. This is to be done by local means.

18.4.2.3 Authentication Level

AuthenticationLevel defines the minimum requestor security level required for this **ACItem**. It has two forms:

- **basicLevels** which indicates the level of authentication, optionally qualified by positive or negative integer **localQualifier**, and whether the request is required to be signed;
- **other**: an externally defined measure.

When **basicLevels** is used, an **AuthenticationLevel** consisting of a **level** and optional **localQualifier** shall be assigned to the requestor by the DSA according to local policy. For a requestor's authentication level to meet or exceed a minimum requirement, the requestor's **level** shall meet or exceed that specified in the **ACItem**, and in addition the requestor's **localQualifier** shall be arithmetically greater than or equal to that of the **ACItem**. Strong authentication of the requestor is considered to exceed a requirement for simple or no authentication, and simple authentication exceeds a requirement for no authentication. For access control purposes, the "simple" authentication level requires a password; the case of identification only, with no password supplied, is considered "none". If a **localQualifier** is not specified in the **ACItem**, then the requestor need not have a corresponding value (if such a value is present, it is ignored). In addition to meeting or exceeding above requirements, the request shall be signed if the **ACItem** specifies **signed** equal **TRUE**.

When **other** is used, an appropriate **AuthenticationLevel** shall be assigned to the requestor by the DSA according to local policy. The form of this **AuthenticationLevel** and the method by which it is compared with the **AuthenticationLevel** in the ACI is a local matter.

NOTE 1 – An authentication level associated with an explicit denial indicates the minimum level to which a requestor shall be authenticated in order not to be denied access. For example, an **ACItem** that denies access to a particular user class and requires strong authentication will deny access to all requestors who cannot prove, by means of a strongly authenticated identity, that they are not in that user class.

NOTE 2 – The DSA may base authentication level on factors other than values received in protocol exchanges.

18.4.2.4 itemFirst and userFirst Parameters

Each **ACItem** contains a choice of **itemFirst** or **userFirst**. The choice allows grouping of permissions depending on whether they are most conveniently grouped by user classes or by protected items. **itemFirst** and **userFirst** are equivalent in the sense that they capture the same access control information; however, they organize that information differently. The choice between them is based on administrative convenience. The parameters used in **itemFirst** or **userFirst** are described below.

- a) **ProtectedItems** define the items to which the specified access controls apply. It is defined as a set selected from the following:
 - **entry** means the entry contents as a whole. In case of a family member, it also means the entry content of each subordinate family member within the same compound attribute. It does not necessarily include the information in these entries. This element shall be ignored if the **classes** element is present, since this latter element selects protected entries (and subordinate family members) on the basis of their object class.

- **allUserAttributeTypes** means all user attribute type information associated with the entry, but not values associated with those attributes.
- **allUserAttributeTypesAndValues** means all user attribute information associated with the entry, including all values of all user attributes.
- **attributeType** means attribute type information pertaining to specific attributes but not values associated with the type.
- **allAttributeValues** means all attribute value information pertaining to specific attributes.
- **attributeValue** means a specific value of specific attributes.
- **selfValue** means the attribute value assertion corresponding to the current requestor. The protected item **selfValue** applies only when the access controls are to be applied with respect to a specific authenticated user. It can only apply in the specific case where the attribute specified is of **DistinguishedName** or **uniqueMember** syntax and the attribute value within the specified attribute matches the distinguished name of the originator of the operation.

NOTE 1 – **allUserAttributeTypes** and **allUserAttributeTypesAndValues** do not include operational attributes, which should be specified on a per attribute basis, using **attributeType**, **allAttributeValues** or **attributeValue**.

- **rangeOfValues** means any attribute value which matches the specified filter, i.e., for which the specified filter evaluated on that attribute value would return TRUE.

NOTE 2 – The filter is not evaluated on any entries in the DIB; it is evaluated using the semantics defined in 7.8 of ITU-T Rec. X.511 | ISO/IEC 9594-3, operating on a fictitious entry that contains only the single attribute value which is the protected item.

The following items provide constraints that may disable the granting of certain permissions to protected items in the same SEQUENCE:

- **maxValueCount** restricts the maximum number of attribute values allowed for a specified attribute type. It is examined if the protected item is an attribute value of the specified type and the permission sought is add. Values of that attribute in the entry are counted without regard to context or access control and as though the operation which adds the values were successful. If the number of values in the attribute exceeds **maxCount**, the ACI item is treated as not granting add access.
- **maxImmSub** restricts the maximum number of immediate subordinates of the superior entry to an entry being added or imported. It is examined if the protected item is an entry, the permission sought is add or import, and the immediate superior entry is in the same DSA as the entry being added or imported. Immediate subordinates of the superior entry are counted without regard to context or access control as though the entry addition or importing were successful. If the number of subordinates exceeds **maxImmSub**, the ACI item is treated as not granting add or import access.
- **restrictedBy** restricts values added to the attribute type to being values that are already present in the same entry as values of the attribute **valuesIn**. It is examined if the protected item is an attribute value of the specified type and the permission sought is add. Values of the **valuesIn** attribute are checked without regard to context or access control and as though the operation which adds the values were successful. If the value to be added is not present in **valuesIn**, the ACI item is treated as not granting add access.
- **contexts** restricts values added to the entry to having context lists that satisfy all of the context assertions in **contexts**. It is examined if the protected item is an attribute value and the permission sought is *add*. If the value to be added does not satisfy the context assertions, the ACI item is treated as not granting *add* access; if it does satisfy all of them, the ACI item is treated as not denying *add* access.

NOTE 3 – This is only relevant when the permission sought is *add*, and all context assertions shall be satisfied. It does not provide for general use of contexts to differentiate protected items for other permissions.

- **classes** means the contents of entries (possibly a family member) which are restricted to those that have object class values that satisfy the predicate defined by **Refinement** (see 12.3.5), together (in the case of an ancestor or other family member) with the entry contents as a whole of each subordinate family member entry; it does not necessarily include the information in these entries.

NOTE 4 – By the rules for **entry** and **classes**, all family members inherit the access control of the ancestor or of superior family members within the same family. This does not preclude family members being subject to further policies from **entryACI** or **prescriptiveACI** that increase or decrease protection.

- b) **UserClasses** defines a set of zero or more users the permissions apply to. The set of users is selected from the following:

- **allUsers** means every directory user (with possible requirements for **authenticationLevel**).

- **thisEntry** means the user with the same distinguished name as the entry being accessed, or if the entry is a member of a family, then additionally the user with the distinguished name of the ancestor.
- **name** is the user with the specified distinguished name (with an optional unique identifier).
- **userGroup** is the set of users who are members of the **groupOfUniqueNames** entry, identified by the specified distinguished name (with an optional unique identifier). Members of a group of unique names are treated as individual object names, and not as the names of other groups of unique names. How group membership is determined is described in 18.4.2.5.
- **subtree** is the set of users whose distinguished names fall within the definition of the (unrefined) subtree.

Names used to specify a user, group or subtree shall be primary distinguished names. Context and alternative distinguished values shall not be included. The access control decision function is not required to determine the primary distinguished name for alternative names with which it is supplied.

NOTE 5 – This means that if a requestor has supplied an alternative name that has not been subsequently resolved by the Directory to the primary distinguished name, access control based on primary distinguished names may fail to recognize the requestor as belonging to the user class granted or denied access.

- c) **SubtreeSpecification** is used to specify a subtree relative to the root entry named in **base**. The **base** represents the distinguished name of the root of subtree. The subtree extends to the leaves of the DIT unless otherwise specified in **chop**. The use of a **specificationFilter** component is not permitted; if present, it shall be ignored.

NOTE 6 – **SubtreeSpecification** does not allow subtree refinement because a refinement might require a DSA to use a distributed operation in order to determine if a given user is in a particular user class. Basic Access Control is designed to avoid remote operations in the course of making an access control decision. Membership in a subtree whose definition includes only **base** and **chop** can be evaluated locally, whereas membership in a subtree definition using **specificationFilter** can only be evaluated by obtaining information from the user's entry which is potentially in another DSA.

- d) **ItemPermission** contains a collection of users and their permissions with respect to **ProtectedItems** within an **itemFirst** specification. The permissions are specified in **grantsAndDenials** as discussed in item f) of this subclause. Each of the permissions specified in **grantsAndDenials** is considered to have the precedence level specified in **precedence** for the purpose of evaluating access control information as discussed in 18.8. If **precedence** is omitted within **ItemPermission**, then precedence is taken from the **precedence** specified for the **ACItem** (see 18.4.2.2).
- e) **UserPermission** contains a collection of protected items and the associated permissions with respect to **userClasses** within a **userFirst** specification. The protected items are specified in **protectedItems** as discussed in 18.4.2. The associated permissions are specified in **grantsAndDenials** as discussed in item f) of this subclause. Each of the permissions specified in **grantsAndDenials** is considered to have the precedence level specified in **precedence** for the purpose of evaluating access control information as discussed in 18.8. If **precedence** is omitted within **UserPermission**, the precedence is taken from the **precedence** specified for the **ACItem** (see 18.4.2.2).
- f) **GrantsAndDenials** specify the access rights that are granted or denied in the **ACItem** specification. The precise semantics of these permissions with respect to each protected item is discussed in ITU-T Rec. X.511 | ISO/IEC 9594-3.
- g) **UniqueIdentifier** may be used by the authentication mechanism to distinguish between instances of distinguished name reuse. The value of the unique identifier is assigned by the authentication authority according to its policy and is provided by the authenticating DSA. If this field is present, then for an accessing user to match the **name** user class of an **ACItem** that grants permissions, in addition to the requirement that the user's distinguished name match the specified distinguished name, the authentication of the user shall yield an associated unique identifier, and that value shall match for equality with the specified value.

NOTE 7 – When authentication is based on supplied **SecurityParameters**, the unique identifier associated with the user may be taken from the **subjectUniqueIdentifier** field of the sender's **Certificate** in the optional **CertificationPath**.

18.4.2.5 Determining group membership

Determining whether a given requestor is a group member requires checking two criteria. Also, the determination may be constrained if the group definition is not known locally. The criteria for membership and the treatment of non-local groups are discussed below.

- a) A DSA is not required to perform a remote operation to determine whether the requestor belongs to a particular group for the purposes of Basic Access Control. If membership in the group cannot be

evaluated, the DSA shall assume that the requestor does not belong to the group if the ACI item grants the permission sought, and does belong to the group if it denies the permission sought.

NOTE 1 – Access control administrators should beware of basing access controls on membership of non-locally available groups or groups which are available only through replication (and which may, therefore, be out of date).

NOTE 2 – For performance reasons, it is usually impractical to retrieve group membership from remote DSAs as part of the evaluation of access controls. However, in certain circumstances it may be practical, and a DSA is permitted, for example, to perform remote operations to obtain or refresh a local copy of a group entry or use the Compare operation to check membership prior to applying this clause.

- b) In order to determine whether the requestor is a member of a **userGroup** user class, the following criteria apply:

- The entry named by the **userGroup** specification shall be an instance of the object class **groupOfNames** or **groupOfUniqueNames**.
- The name of the requestor shall be a value of the **member** or **uniqueMember** attribute of that entry.

NOTE 3 – Values of the **member** or **uniqueMember** attribute that do not match the name of the requestor are ignored, even if they represent the names of groups of which the originator could be found to be a member. Hence, nested groups are not supported when evaluating access controls.

NOTE 4 – Names used in **member** or **uniqueMember** shall be primary distinguished names. Context, and alternative values with context, shall not be included.

18.5 ACI operational attributes

Access control information is stored in the Directory as an operational attribute of entries and subentries. The operational attribute is multi-valued, which allows ACI to be represented as a set of **ACIItems** (defined in 18.4).

18.5.1 Prescriptive access control information

A Prescriptive ACI attribute is defined as an operational attribute of a subentry. It contains access control information applicable to entries within that subentry's scope:

```
prescriptiveACI ATTRIBUTE ::= {
    WITH SYNTAX                ACIItem
    EQUALITY MATCHING RULE     directoryStringFirstComponentMatch
    USAGE                       directoryOperation
    ID                          id-aca-prescriptiveACI }
```

18.5.2 Entry access control information

An Entry ACI attribute is defined as operational attributes of an entry. It contains access control information applicable to the entry in which it appears, and that entry's contents:

```
entryACI ATTRIBUTE ::= {
    WITH SYNTAX                ACIItem
    EQUALITY MATCHING RULE     directoryStringFirstComponentMatch
    USAGE                       directoryOperation
    ID                          id-aca-entryACI }
```

18.5.3 Subentry ACI

Subentry ACI attributes are defined as operational attributes of administrative entries, and provide access control information that applies to each of the subentries of the corresponding administrative point. Prescriptive ACI within the subentries of a particular administrative point never applies to the same or any other subentry of that administrative point, but can be applicable to the subentries of subordinate administrative points. Subentry ACI attributes are contained only in administrative points and do not affect any element of the DIT other than immediately subordinate subentries.

In evaluating access control for a specific subentry, the ACI that shall be considered is:

- the **entryACI** within the subentry itself (if any);
- the **subentryACI** within the associated administrative entry (if any);
- **prescriptiveACI** associated with other relevant administrative points within the same access control specific area (if any).

```
subentryACI ATTRIBUTE ::= {
    WITH SYNTAX                ACIItem
    EQUALITY MATCHING RULE     directoryStringFirstComponentMatch
```

USAGE
IDdirectoryOperation
id-aca-subentryACI }

18.6 Protecting the ACI

ACI operational attributes may be subjected to the same protection mechanisms as ordinary attributes. Some important related points are:

- a) The **identificationTag** provides an identifier for each **ACIItem**. This tag can be used to remove a specific **ACIItem** value, or to protect it by prescriptive or entry ACI.
NOTE 1 – Directory rules ensure that only one **ACIItem** per access control attribute possesses any specific **identificationTag** value.
- b) The creation of subentries for an Administrative Entry may be access controlled by means of the **subentryACI** operational attribute in the Administrative Entry.
NOTE 2 – The right to create prescriptive access controls may also be governed directly by security policy; this provision is required to create access controls in new autonomous administrative areas.

18.7 Access control and Directory operations

Each Directory operation involves making a series of *access control decisions* on the various protected items that the operation accesses.

For some operations (e.g., Modify operations), each such access control decision must grant access for the operation to succeed; if access is denied to any protected item, the whole operation fails. For other operations, protected items to which access is denied are simply omitted from the operation result and processing continues.

If the requested access is denied, further access control decisions may be needed to determine if the user has *DiscloseOnError* permissions to the protected item. Only if *DiscloseOnError* permission is granted may the Directory respond with an error that reveals the existence of the protected item; in all other cases, the Directory acts so as to conceal the existence of the protected item.

The access control requirements for each operation, i.e., the protected items and the access permission required to access each protected item, are specified in ITU-T Rec. X.511 | ISO/IEC 9594-3.

The algorithm by which any particular access control decision is made is specified in 18.8.

18.8 Access Control Decision Function

This subclause specifies how an access control decision is made for any particular protected item. It provides a conceptual description of the Access Control Decision Function (ACDF) for **basic-access-control**. It describes how ACI items are processed in order to decide whether to grant or deny a particular requestor a specified permission to a given protected item.

18.8.1 Inputs and outputs

For each invocation of the ACDF, the inputs are:

- a) the requestor's Distinguished Name (as defined in 7.3 of ITU-T Rec. X.511 | ISO/IEC 9594-3), unique identifier, and authentication level, or as many of these as are available;
- b) the protected item (an entry, an attribute, or an attribute value) being considered at the current decision point for which the ACDF was invoked;
- c) the requested permission category specified for the current decision point;
- d) the ACI items associated with the entry containing (or which is) the protected item. Protected items are described in 18.4.2.4. The scope of influence for ACI items within a **prescriptiveACI** attribute is described in 18.3.2 and 18.5.1. The scope of influence for ACI items within an **entryACI** attribute is described in 18.3.2 and 18.5.2. The scope of influence for ACI items within a **subentryACI** attribute is described in 18.5.3.

When an entry is a family member, it also inherits the access control of the ancestor or of superior family members within the same family. This does not preclude family members being subject to further policies from **entryACI** or **prescriptiveACI** that increase or decrease protection.

In addition, if the ACI items include any of the protected item constraints described in 18.4.2.4, the whole entry and the number of immediate subordinates of its superior entry may also be required as inputs.

The output is a decision to *grant* or *deny* access to the protected item.

In any particular instance of making an access control decision, the outcome shall be the same as if the steps in 18.8.2 through 18.8.4 were performed.

18.8.2 Tuples

For each ACI value in the ACI items of 18.8.1 d), expand the value into a set of *tuples*, one tuple for each element of the **itemPermissions** and **userPermissions** sets. Collect all tuples from all ACI values into a single set. Each tuple contains the following items:

(**userClasses**, **authenticationLevel**, **protectedItems**, **grantsAndDenials**, **precedence**)

For any tuple whose **grantsAndDenials** specify both grants and denials, replace the tuple with two tuples – one specifying only grants and the other specifying only denials.

18.8.3 Discarding non-relevant tuples

Perform the following steps to discard all non-relevant tuples:

- 1) Discard all tuples that do not include the requestor in the tuple's **userClass** (18.4.2.4 b)) as follows:
 - For tuples that grant access, discard all tuples that do not include the requestor's identity in the tuple's **userClasses** element taking into account **uniqueIdentifier** elements if relevant. Where a tuple specifies a **uniqueIdentifier**, a matching value shall be present in the requestor's identity if the tuple is not to be discarded. Discard tuples that specify an authentication level higher than that associated with the requestor in accordance with 18.4.2.3.
 - For tuples that deny access, retain all tuples that include the requestor in the tuple's **userClasses** element, taking into account **uniqueIdentifier** elements if relevant. Also retain all tuples that deny access and which specify an authentication level higher than that associated with the requestor in accordance with 18.4.2.3. All other tuples that deny access are discarded.

NOTE 1 – The second requirement in the second sub-item above (i.e., to retain any tuple that denies access and also specifies an authentication level higher than that associated with the requestor) reflects the fact that the requestor has not adequately proved non-membership in the user class for which the denial is specified.

- 2) Discard all tuples that do not include the protected item in **protectedItems** (18.4.2.4 a)).
- 3) Examine all tuples that include the **maxValueCount**, **maxImmSub**, **restrictedBy**, or **contexts**. Discard all such tuples which grant access and which do not satisfy any of these constraints (18.4.2.4 a)).
- 4) Discard all tuples that do not include the requested permission as one of the set bits in **grantsAndDenials** (18.4.1, 18.4.2.4 f)).

NOTE 2 – The order in which discarding of non-relevant tuples is performed does not change the output of the ACDF.

18.8.4 Selecting highest precedence, most specific tuples

Perform the following steps to select those tuples of highest precedence and specificity:

- 1) Discard all tuples having a **precedence** less than the highest remaining precedence.
- 2) If more than one tuple remains, choose the tuples with the *most specific user class*. If there are any tuples matching the requestor with **UserClasses** element **name** or **thisEntry**, discard all other tuples. Otherwise, if there are any tuples matching **UserGroup**, discard all other tuples. Otherwise, if there are any tuples matching **subtree**, discard all other tuples.
- 3) If more than one tuple remains, choose the tuples with the *most specific protected item*. If the protected item is an attribute and there are tuples that specify the attribute type explicitly, discard all other tuples. If the protected item is an attribute value, and there are tuples that specify the attribute value explicitly, discard all other tuples. A protected item which is a **rangeOfValues** is to be treated as specifying an attribute value explicitly.

Grant access if and only if one or more tuples remain and all grant access. Otherwise deny access.

18.9 Simplified Access Control

18.9.1 Introduction

This subclause describes the functionality of an access control scheme, known as Simplified Access Control, that is designed to provide a subset of functionality found in Basic Access Control.

18.9.2 Definition of Simplified Access Control functionality

The functionality of Simplified Access Control is defined as follows:

- a) access control decisions shall be made only on the basis of **ACItem** values of **prescriptiveACI** and **subentryACI** operational attributes.
 - NOTE 1 – **entryACI**, if present, shall not be used to make access control decisions.
- b) access control specific administrative areas shall be supported. Access control inner administrative areas shall not be used. Particular access decisions shall be made on the basis of **ACItem** values obtained from a single Administrative Point, or from subentries of that Administrative Point.
 - NOTE 2 – Values of **prescriptiveACI** attributes appearing in subentries of Administrative Points containing no **id-ar-accessControlSpecificArea** Administrative Role attribute value shall not be used to make access control decisions.
- c) all other provisions shall be as defined for basic access control.

19 Rule-based Access Control

19.1 Scope and application

This clause defines a specific access control scheme (of possibly many) for the Directory. The access control scheme defined herein is identified with the **accessControlScheme** operational attribute by giving it the value **rule-based-access-control** or if used in conjunction with the basic or simplified access control schemes defined in clause 18, **rule-and-basic-access-control** or **rule-and-simple-access-control**. Subclause 17.2.2 describes which entries contain the **accessControlScheme** operational attribute.

The scheme defined here is only concerned with controlling access to the Directory information within the DIB (potentially including tree structure and access control information). It does not address controlling access for the purpose of communication with a DSA application-entity. Control of access to information means the prevention of unauthorized detection, disclosure, or modification of that information.

19.2 Rule-based Access Control model

There may be environments where information relating to the clearance (instead of identity) of the requestor is used in determining whether or not access to an attribute value is to be denied. This is defined as Rule-based Access Control and uses administratively imposed access control policy rules in determining when access is to be denied to certain contents of the Directory. If access is denied under Rule-based Access Control, it cannot be allowed under other access control schemes. The Rule-based Access Control model identifies the information used in determining whether access is to be denied. This is applied to every operation. Each access control decision involves:

- a) Access control information associated with the attribute values being accessed. This access control information is called a security label.
- b) Access control information associated with the user requesting the operation. This access control information is called the clearance. The user requesting the operation is called the requestor.
- c) Rules which define whether an access is authorized given a security label and a clearance, called security policies.

See Figure 18.

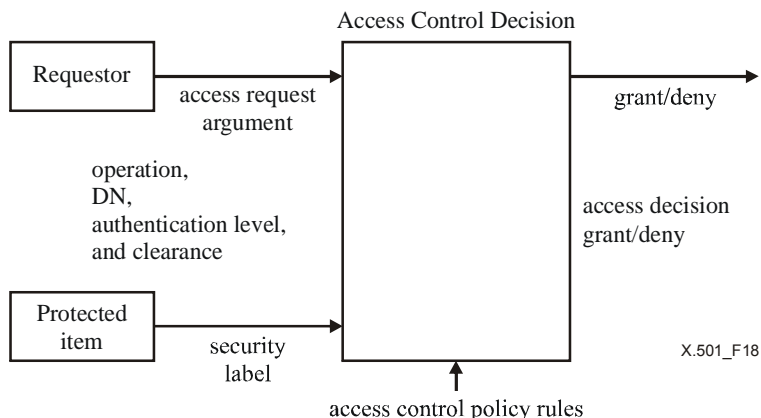


Figure 18 – Rule-based Access Control Decision Model

The security label(s) can be securely associated with attribute values by binding the label to the information through the use of a digital signature or other integrity mechanism. A security label is a property of the attribute value and is associated with the value as a context.

The clearance is needed to enable a comparison to be made against the security label. The clearance can be bound to the Distinguished Name of the requestor through a certificate extension field (subject Directory attribute) or through an attribute certificate. The means selected for providing the clearance is a matter for the security policy in effect.

NOTE – The use of other clearance information (e.g., that associated with any intermediate DSAs which may have chained the operation), is outside the scope of this Directory Specification.

The security rules to be applied in making an access control decision are defined as part of the security policy. The security policy is either identified in the security label or defined for the environment containing the labelled object.

19.3 Access control administrative areas

As for basic access control (see 18.3), the DIT is divided into administrative areas including Access Control Specific Areas. The administrative entry for an ACSA identifies the labelling security policies (access rules) that are applicable for that administrative area as well as the applicable access control scheme (**rule-based-access-control** or **rule-and-basic-access-control** or **rule-and-simple-access-control** or some other access control scheme).

19.4 Security Label

19.4.1 Introduction

Security labels may be used to associate security-relevant information with attributes within the Directory.

Security labels may be assigned to an attribute value in line with the security policy in force for that attribute. The security policy may also define how security labels are to be used to enforce that security policy.

A security label comprises a set of elements optionally including a security policy identifier, a security classification, a privacy mark, and a set of security categories. The security label is bound to the attribute value using a digital signature or other integrity mechanism.

19.4.2 Administration of Security Labels

A security label is assigned to an attribute value by an administrative function before being placed in the Directory.

This administrative function is responsible for assigning security labels to attribute values in line with the security policy in force for the ACSA.

The binding of a security label is protected using a digital signature or other integrity mechanism. This protection is applied by the administrative function, or creator of the attribute value.

19.4.3 Labelled Attribute Values

A security label context associates a security label with an attribute value. Only a single label can be associated with an attribute value. That is, the security label context is single-valued. In addition, matching rules for the security label context are not supported.

NOTE – The concept of contexts is introduced in 8.8.

```
attributeValueSecurityLabelContext CONTEXT ::= {
    WITH SYNTAX      SignedSecurityLabel      -- At most one security label context can be assigned to an
                                                         -- attribute value
    ID                id-avc-attributeValueSecurityLabelContext }
```

```
SignedSecurityLabel ::= SIGNED { SignedSecurityLabelContent }
```

```
SignedSecurityLabelContent ::= SEQUENCE {
    attHash           HASH {AttributeTypeAndValue},
    issuer            Name           OPTIONAL, -- name of labelling authority
    keyIdentifier     KeyIdentifier  OPTIONAL,
    securityLabel     SecurityLabel }
```

```
SecurityLabel ::= SET {
    security-policy-identifier      SecurityPolicyIdentifier  OPTIONAL,
```

security-classification	SecurityClassification	OPTIONAL,
privacy-mark	PrivacyMark	OPTIONAL,
security-categories	SecurityCategories	OPTIONAL }

(ALL EXCEPT ({-- none, at least one component shall be present -- }))

SecurityPolicyIdentifier ::= OBJECT IDENTIFIER

SecurityClassification ::= INTEGER {
unmarked (0),
unclassified (1),
restricted (2),
confidential (3),
secret (4),
top-secret (5) }

PrivacyMark ::= PrintableString (SIZE (1..MAX))

SecurityCategories ::= SET SIZE (1..MAX) OF SecurityCategory

This context is not used to filter or select particular attributes, as for other contexts, and the mechanisms associated with contexts (fallback, default context values, etc.) are not used to apply rule-based access control.

The **attHash** component contains the resulting value of applying a cryptographic hashing procedure to DER-encoded octets, as defined in ITU-T Rec. X.509 | ISO/IEC 9594-8.

The **issuer** component conveys the name of the labelling authority.

The **keyIdentifier** component may be the identifier of a certified public key as held in the Subject Public Key Identifier extension field defined in ITU-T Rec. X.509 | ISO/IEC 9594-8 or the identifier of a symmetric key and associated security control information.

The **securityLabel** component is composed of a set of elements optionally including a security policy identifier, a security classification, a privacy mark, and a set of security categories as defined in 8.5.9 of ITU-T Rec. X.411 | ISO/IEC 10021-4.

19.5 Clearance

A clearance attribute associates a clearance with a named entity including DUAs.

clearance ATTRIBUTE ::= {
WITH SYNTAX Clearance
ID id-at-clearance }

Clearance ::= SEQUENCE {
policyId OBJECT IDENTIFIER,
classList ClassList
securityCategories SET SIZE (1..MAX) OF SecurityCategory
DEFAULT {unclassified},
OPTIONAL }

ClassList ::= BIT STRING {
unmarked (0),
unclassified (1),
restricted (2),
confidential (3),
secret (4),
topSecret (5) }

SecurityCategory ::= SEQUENCE {
type [0] SECURITY-CATEGORY.&id ({SecurityCategoriesTable}),
value [1] EXPLICIT SECURITY-CATEGORY.&Type ({SecurityCategoriesTable} {@type}) }

SECURITY-CATEGORY ::= TYPE-IDENTIFIER

SecurityCategoriesTable SECURITY-CATEGORY ::= { ... }

The **policyId** component conveys an identifier that may be used to identify the security policy in force to which the clearance **classList** and **securityCategories** relates.

The **classList** component includes a list of classifications that are associated with the named entity.

The **securityCategories** (see 8.5.9 of ITU-T Rec. X.411 | ISO/IEC 10021-4) component, if present, provides further restrictions within the context of a **classList**.

NOTE – A clearance is securely bound to a named entity using an Attribute Certificate (ITU-T Rec. X.509 | ISO/IEC 9594-8), a public key Certificate extension field (e.g., within the **SubjectDirectoryAttribute** extension) (ITU-T Rec. X.509 | ISO/IEC 9594-8), or means outside the scope of this Directory Specification.

19.6 Access Control and Directory operations

Each Directory operation involves making a series of access control decisions on the attribute values that the operation accesses.

For some operations (e.g., the Remove Entry operation), even though the operation may appear to have succeeded if access is denied to one or more attribute values, the hidden attributes would remain in the Directory. For other operations, protected items to which access is denied are simply omitted from the operation result and processing continues.

The access control requirements for each operation are specified in ITU-T Rec. X.511 | ISO/IEC 9594-3.

The algorithm by which any particular access control decision is made is specified as:

- If access to all the attribute values of an entry is denied under **rule-based-access-control**, the access is denied to that entry for all operations.
- If access to all the attribute values of an attribute is denied under **rule-based-access-control**, the access is denied to that attribute for all operations.
- Rule-based access control affects operations on reading attribute values (e.g., Read, Search) in that the attribute value is not visible (the operation is carried out as though the attribute value is not present) if access is denied to the attribute value.
- Rule-based access control affects operations which involve removing an entry (e.g., Remove Entry) in that they do not remove those attribute values to which access is denied.
- Rule-based access control affects operations which involve removing an attribute type (e.g., Modify Entry – Remove Attribute) in that they do not remove those attribute values to which access is denied.
- Rule-based access control affects operations which involve removing an attribute value (e.g., Modify Entry – Remove Value) in that these operations fail if the access is denied to the attribute value.

19.7 Access Control Decision Function

This subclause specifies how an access control decision is made for any particular attribute value. It provides a conceptual description of the Access Control Decision Function (ACDF) for **rule-based-access-control**. It describes how a clearance and a security label are processed in order to decide whether to grant or deny a particular requestor a specified permission to a given attribute value. The decision function applies the security policy rules which establish whether an access is authorized on an attribute value given its security label and the requestor's clearance. The definition of the security rules is outside the scope of the Directory Specifications. A simplified example of security policy rules for **rule-based-access-control** is given in M.10.

For each invocation of the ACDF, the inputs are:

- a) the requestor's clearance (as defined in 19.5);
- b) attribute value being considered at the current decision point for which the ACDF was invoked;
- c) the security policy in force for the access-control-specific area;
- d) security label bound to the attribute value.

The output is a decision whether to deny access to the attribute value.

For any particular instance of making an access control decision, the outcome shall be the same as if the steps in 19.6 were performed.

19.8 Use of Rule-based and Basic Access Control

If both rule-based and basic access control are in effect, the order in which they are applied is a local matter, except that if access is denied to the entry, an attribute type or an attribute value by either mechanism, it shall not be granted by the other mechanism. In this respect, *DiscloseOnError* (see 18.2.3 and 18.2.4) permission of **basic-access-control** is a permission that shall not override a deny of **rule-based-access-control**.

20 Data Integrity in Storage

20.1 Introduction

In some situations, the Directory may not give sufficient assurance that data is unchanged in storage, regardless of access controls. The integrity of data stored in the Directory may be validated using digital signatures held as part of the Directory Information. Either the digital signature of an entry or selected attributes within an entry may be held as an attribute (see 20.2), or the digital signature of a single attribute value may be held in a context (see 20.3).

NOTE – Confidentiality of attribute values is outside the scope of this specification.

20.2 Protection of an Entry or Selected Attribute Types

Data integrity of attributes in storage is provided through the use of digital signatures held alongside the attributes they are protecting. The integrity of a whole entry, or of all attribute values for selected attributes in an entry, is protected by an attribute holding a digital signature of all the attribute values being protected.

This digital signature is created by an authority or directory user responsible for placing the information in the directory entry. The digital signature can be validated by any user reading the attribute values for the entry. The directory service itself is not involved in the creation or validation of the digital signature held in this attribute.

This integrity mechanism protects the integrity of directory attributes both in storage and during transfer between components of the Directory (DSAs and DUAs). This integrity mechanism does not depend on the security of the directory service itself.

Digital signatures applied to the whole entry do not include operational, collective attributes or the **attributeIntegrityInfo** itself. Any attribute value contexts are included.

The following defines an attribute type to hold a digital signature, along with associated control information, which provides integrity of a whole entry or all values of selected attribute types.

```
attributeIntegrityInfo ATTRIBUTE ::= {
  WITH SYNTAX      AttributeIntegrityInfo
  SINGLE VALUE     TRUE
  ID               id-at-attributeIntegrityInfo }
```

```
AttributeIntegrityInfo ::= SIGNED { AttributeIntegrityInfoContent }
```

```
AttributeIntegrityInfoContent ::= SEQUENCE {
  scope      Scope,                -- Identifies the attributes protected
  signer     Signer OPTIONAL,      -- Authority or data originators name
  attribsHash AttribsHash }       -- Hash value of protected attributes
```

```
Signer ::= CHOICE {
  thisEntry   [0] EXPLICIT ThisEntry,
  thirdParty  [1] SpecificallyIdentified }
```

```
ThisEntry ::= CHOICE {
  onlyOne     NULL,
  specific    IssuerAndSerialNumber }
```

```
IssuerAndSerialNumber ::= SEQUENCE {
  issuer      Name,
  serial      CertificateSerialNumber }
```

```
SpecificallyIdentified ::= SEQUENCE {
  name        GeneralName,
  issuer      GeneralName OPTIONAL,
  serial      CertificateSerialNumber OPTIONAL }
( WITH COMPONENTS { ..., issuer PRESENT, serial PRESENT } |
  ( WITH COMPONENTS { ..., issuer ABSENT, serial ABSENT } ) )
```

```
Scope ::= CHOICE {
  wholeEntry   [0] NULL,          -- Signature protects all attribute values in this entry
  selectedTypes [1] SelectedTypes
  -- Signature protects all attribute values of the selected attribute types
}
```

```
SelectedTypes ::= SEQUENCE SIZE (1..MAX) OF AttributeType
```

AttribsHash ::= HASH { HashedAttributes }

HashedAttributes ::= SEQUENCE SIZE (1..MAX) OF Attribute
-- Attribute type and values with associated context values for the selected Scope

integrityInfo OBJECT-CLASS ::= {
SUBCLASS OF { top }
KIND auxiliary
MUST CONTAIN { attributeIntegrityInfo }
ID id-oc-integrityInfo }

An **AttributeIntegrityInfo** value can be created in three different ways:

- An administrative authority can create and sign the value, and the public key to verify the signature is known by off-line means.
- The owner of the entry, i.e., the object represented by the entry, can create and sign the value. If the owner has several certificates, or expected to have that in the future, the certificate has to be identified by the CA issuing the certificate together with the certificate serial number.
- A third party may create and sign the value. The name of the signer, the name of the CA issuing the certificate and the certificate serial number is required.

If the scope is **wholeEntry**, all the applicable attributes shall be ordered as specified for a set-of type in 6.1 of ITU-T Rec. X.509 | ISO/IEC 9594-8. If scope is **selectedTypes**, the ordering shall be the same as the one given in the **SelectedTypes**.

NOTE 1 – If a user does not retrieve all the complete attributes that are defined within the **Scope** data type, it will not be possible for the user to verify the integrity of the attributes.

The creator of the **attributeIntegrityInfo** attribute shall, when creating the **AttribsHash** data type, use DER encoding (see 6.1 of ITU-T Rec. X.509 | ISO/IEC 9594-8) of the attributes ordering the attributes as specified above, and then create the hash from the resulting encoding.

NOTE 2 – The creator needs to have full knowledge of all the attribute syntaxes to create the hash.

The verifier of the integrity shall produce its own version of **AttribsHash** using the same procedure as above for retrieved attributes, and then compare the result with the value in the **attribsHash** component.

NOTE 3 – The verification is only possible if the verifier has full knowledge of all the attribute syntaxes.

An entry that shall hold an **attributeIntegrityInfo** attribute shall include the **integrityInfo** auxiliary object-class.

20.3 Context for Protection of a Single Attribute Value

The following defines a context to hold a digital signature, along with associated control information, which provides integrity for a single attribute value. Any attribute value contexts are included in the integrity check, excluding the context used to hold signatures.

attributeValueIntegrityInfoContext CONTEXT ::= {
WITH SYNTAX AttributeValueIntegrityInfo
ID id-avc-attributeValueIntegrityInfoContext }

AttributeValueIntegrityInfo ::= SIGNED { AttributeValueIntegrityInfoContent }

AttributeValueIntegrityInfoContent ::= SEQUENCE {
signer Signer OPTIONAL, *-- Authority or data originators name*
aVIHash AVIHash } *-- Hash value of protected attribute*

AVIHash ::= HASH { AttributeTypeValueContexts }
-- Attribute type and value with associated context values

AttributeTypeValueContexts ::= SEQUENCE {
type ATTRIBUTE.&id ({SupportedAttributes}),
value ATTRIBUTE.&Type ({SupportedAttributes}@type),
contextList SET SIZE (1..MAX) OF Context OPTIONAL }

The **contextList** shall be ordered as specified for a set-of type in 6.1 of ITU-T Rec. X.509 | ISO/IEC 9594-8.

SECTION 9 – DSA MODELS

21 DSA Models

This clause is concerned with general models describing various aspects of the components comprising the Directory, Directory System Agents (DSAs). Subsequent clauses treat additional DSA models.

21.1 Definitions

For the purposes of this Directory Specification, the following definitions apply:

21.1.1 DIB fragment: The portion of the DIB that is held by one master DSA, comprising one or more naming contexts.

21.1.2 context prefix: The sequence of RDNs leading from the Root of the DIT to the initial vertex of a naming context; corresponds to the distinguished name of that vertex.

21.1.3 naming context: A subtree of entries held in a single master DSA.

21.2 Directory Functional Model

The Directory is manifested as a set of one or more application-processes known as *Directory System Agents (DSAs)* and/or *LDAP servers*. Each DSA provides zero, one or more of the access points. Each LDAP server provides one or more access points. This is illustrated in Figure 19. Where the Directory is composed of more than one DSA or LDAP server, it is said to be *distributed*. The procedures for the operation of the Directory when it is distributed are specified in ITU-T Rec. X.518 | ISO/IEC 9594-4.

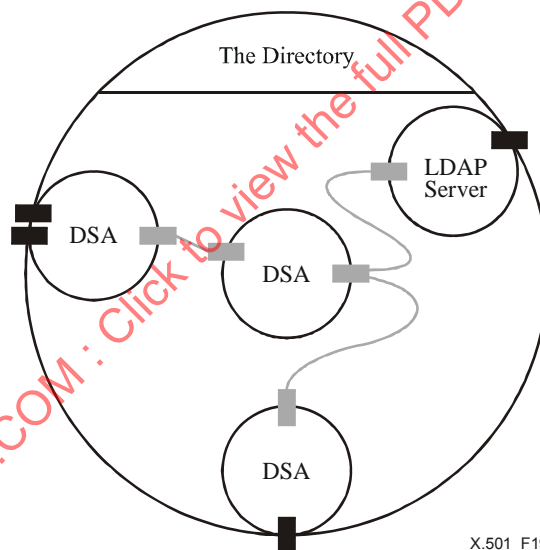


Figure 19 – The Directory Provided by Multiple DSAs

NOTE 1 – A DSA will likely exhibit local behaviour and structure which is outside the scope of envisaged Directory Specifications. For example, a DSA which is responsible for holding some or all of the information in the DIB will normally do so by means of a database, the interface to which is a local matter.

A particular pair of application-processes which need to interact in the provision of directory services may be located in different open systems. Such an interaction is carried out by means of Directory protocols, as specified in ITU-T Rec. X.519 | ISO/IEC 9594-5, or by means of the Lightweight Directory Access Protocol (LDAP), as specified in IETF RFC 4510.

NOTE 2 – LDAP server behaviours are specified in IETF RFC 4510 and may differ from DSA behaviours specified in this clause.

Clause 23 specifies the models that are used as the basis for specifying the distributed aspects of the Directory. A framework for the specification of operational models concerned with particular aspects of the operation of the components of the Directory, DSAs, is provided in clauses 25 through 28.

21.3 Directory Distribution Model

This subclause defines the principles according to which the DIB can be distributed across multiple DSAs.

NOTE 1 – The DIB may also be distributed across any number of LDAP servers, which may or may not coexist with one or more DSAs. LDAP servers and their characteristics and behaviours are specified in IETF RFC 4510 and may differ from DSA characteristics and behaviours specified in this clause.

Each entry within the DIB is administered by one, and only one, DSA's Administrator who is said to have administrative authority for that entry. Maintenance and management of an entry shall take place in a DSA administered by the administrative authority for the entry. This DSA is the *master DSA* for the entry.

Each master DSA within the Directory holds a *fragment* of the DIB. The DIB fragment held by a master DSA is described in terms of the DIT and comprises one or more naming contexts. A *naming context* is a subtree of the DIT, all entries of which have a common administrative authority and are held in the same master DSA. A naming context starts at a vertex of the DIT (other than the root) and extends downwards to leaf and/or non-leaf vertices. Such vertices constitute the border of the naming context. The superior of the starting vertex of a naming context is not held in that master DSA. Subordinates of the non-leaf vertices belonging to the border denote the start of further naming contexts.

NOTE 2 – The DIT is therefore partitioned into disjoint naming contexts, each under the administrative authority of a single master DSA.

NOTE 3 – A naming context in itself is not an administrative area having an administrative point or an explicit subtree specification, but it may coincide with an administrative area.

A family of entries shall reside in a single naming context.

It is possible for a master DSA's administrator to have administrative authority for several disjoint naming contexts. For every naming context for which a master DSA has administrative authority, it shall logically hold the sequence of RDNs which lead from the root of the DIT to the initial vertex of the subtree comprising the naming context. This sequence of RDNs is called the *context prefix* of the naming context.

NOTE 4 – The primary distinguished name of the naming context shall be used as the context prefix. Contexts and alternative values with context may optionally be included in the RDNs.

A master DSA's administrator may delegate administrative authority for any immediate subordinates of any entry held locally to another master DSA. A master DSA that delegated authority is called a *superior DSA* and the context that holds the superior entry of one for which the administrative authority was delegated, is called the *superior naming context*. Delegation of administrative authority begins with the root and proceeds downwards in the DIT; that is, it can only occur from an entry to its subordinates.

Figure 20 illustrates a hypothetical DIT logically partitioned into five naming contexts (named A, B, C, D and E), which are physically distributed over three DSAs (DSA 1, DSA 2, and DSA 3).

From the example, it can be seen that the naming contexts held by particular master DSAs may be configured so as to meet a wide range of operational requirements. Certain master DSAs may be configured to hold those entries that represent higher level naming domains within some logical part(s) of the DIB, the organizational structure of a large company say, but not necessarily all the subordinate entries. Alternatively, master DSAs may be configured to hold only those naming contexts representing primarily leaf entries.

From the above definitions, the limiting case for a naming context can be either a single entry or the whole of the DIT.

Whilst the logical to physical mapping of the DIT onto master DSAs is potentially arbitrary, the task of information location and management is simplified if the master DSAs are configured to hold a small number of naming contexts.

DSAs may hold entry-copies as well as entries. Shadowed entries, the only sort of entry-copy considered in the Directory Specifications, are maintained by means of the shadowing service described in ITU-T Rec. X.525 | ISO/IEC 9594-9. In addition to this standardized sort of replicated information, two additional non-standardized sorts of entry-copy may be encountered in the Directory.

- Copies of an entry may be stored in other DSA(s) through bilateral agreement.
- Copies of an entry may be acquired by storing (locally and dynamically) a cache-copy of an entry which results from a request.

NOTE 5 – The means by which these copies are maintained and managed is not defined in these Directory Specifications. Due to more precise handling of features like access control, it is recommended that the shadow service be used instead of using cached-copies.

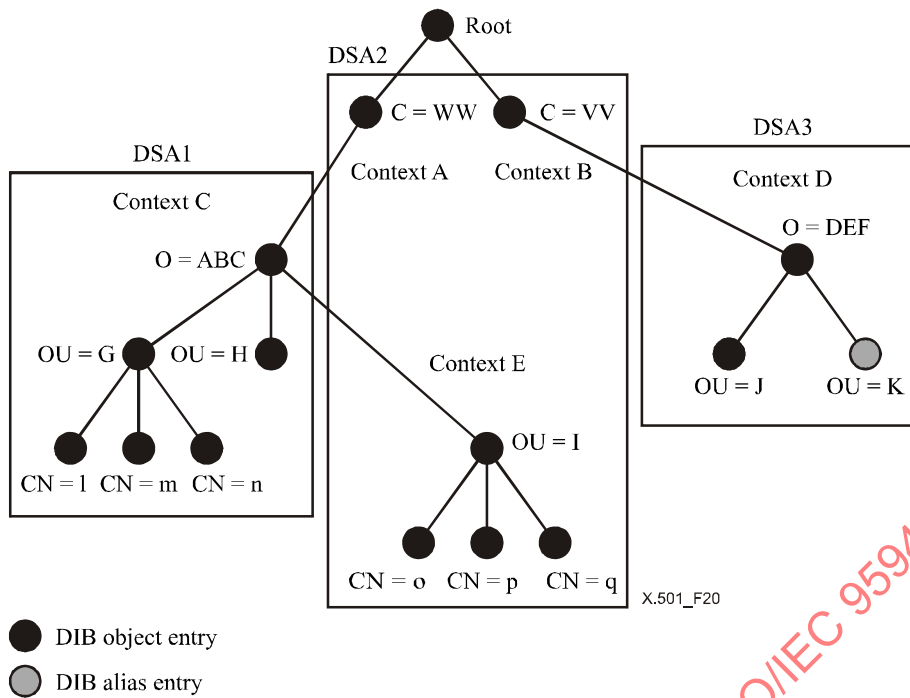


Figure 20 – Hypothetical DIT

A DSA holding an entry-copy is a *shadow DSA* for that entry. A shadow DSA may hold a copy of a naming context or a portion thereof. The specification of the portion of a naming context that is shadowed is termed a *unit of replication*.

As described in 9.2 of ITU-T Rec. X.525 | ISO/IEC 9594-9, a unit or replication is defined within the Directory information model, and a specification mechanism is provided. The shadowing mechanism in the Directory is based on the definition of the subset of the DIT that will be shadowed. This subset is called *unit of replication*. The unit of replication comprises a three-part specification which defines the scope of the portion of the DIT to be replicated, the attributes to be replicated within that scope, and the requirements for subordinate knowledge. The unit of replication also implicitly causes the shadowed information to include policy information in the form of operational attributes held in entries and subentries (e.g., access control information) which is to be used to correctly perform Directory operations. The prefix information to be included begins at an autonomous administrative point and extends to the replication base entry.

The originator of a Directory request is informed (via **fromEntry**) as to whether information returned in response to a request is from an entry-copy or not. A service control, **dontUseCopy**, is defined which allows the user to prohibit the use of entry-copies to satisfy the request (although copy information may be used in name resolution).

NOTE 6 – Such name resolution will fail in some instances for a valid alternative name when resolved against a copy held in a pre-third edition DSA, or in a later edition DSA holding a copy with incomplete name information, where an RDN includes an attribute type for which there are multiple distinguished values differentiated by context.

In order for a DUA to begin processing a request, it shall hold some information, specifically the presentation address, about at least one DSA that it can contact initially. How it acquires and holds this information is a local matter.

During the process of modification of entries, it is possible that the Directory may become inconsistent. This will be particularly likely if modification involves aliases or aliased objects which may be in different DSAs. The inconsistency shall be corrected by specific administrator action, for example, to delete aliases if the corresponding aliased objects have been deleted. The Directory continues to operate during this period of inconsistency.

SECTION 10 – DSA INFORMATION MODEL

22 Knowledge**22.1 Definitions**

For the purposes of this Directory Specification, the following definitions apply:

- 22.1.1 category:** A characteristic of a knowledge reference that qualifies it as identifying a master or a shadow DSA.
- 22.1.2 commonly usable:** A characteristic of a replicated area that permits general distribution of the access point of the DSA holding it; a commonly usable replicated area is normally a complete shadow copy of a naming context.
- 22.1.3 cross reference:** A knowledge reference containing information about a DSA that holds an entry or entry-copy. This is used for optimization. The entry need have no superior or subordinate relationship to any entry in the DSA holding the cross reference.
- 22.1.4 DIT bridge knowledge reference:** A knowledge reference containing information about a DSA that holds entries in a different DIT. The entry need have no superior or subordinate relationship to any entry in the DSA holding the other DIT.
- 22.1.5 immediate superior reference:** A knowledge reference containing information about a DSA that holds the naming context (or a commonly usable replicated area derived from it) that is immediately superior to one held by the DSA for which the knowledge reference is relevant.
- 22.1.6 knowledge (information):** DSA operational information held by a DSA that it uses to locate remote entry or entry-copy information.
- 22.1.7 knowledge reference:** Knowledge which associates, either directly or indirectly, a DIT entry or entry-copy with the DSA in which it is located.
- 22.1.8 master knowledge:** Knowledge of the master DSA for a naming context.
- 22.1.9 non-specific subordinate reference:** A knowledge reference containing information about a DSA that holds one or more unspecified subordinate entries or entry-copies.
- 22.1.10 reference path:** A continuous sequence of knowledge references.
- 22.1.11 root naming context:** The set of subordinate references of the root to be held by the first level DSAs.
- 22.1.12 shadow knowledge:** Knowledge of one or more shadow DSAs for a naming context (if the knowledge is specific) or contexts (if non-specific).
- 22.1.13 subordinate reference:** A knowledge reference containing information about a DSA that holds a specific subordinate entry or entry-copy.
- 22.1.14 superior reference:** A knowledge reference containing information about a DSA considered capable of resolving (i.e., finding any entry within) the whole of the DIT.

22.2 Introduction

The DIB is distributed across a large number of master DSAs, each holding and having administrative authority for a DIB fragment. The principles governing this distribution are specified in 21.3.

In addition, these and other DSAs may hold copies of portions of the DIB.

It is a requirement of the Directory that, for particular modes of user interaction, the distribution of the directory be rendered transparent, thereby giving the effect that the whole of the DIB appears to be within each and every DSA.

In order to support this operational requirement, it is necessary that each DSA be able to gain access to the information held in the DIB associated with any name (i.e., any object's distinguished or alias names). If the DSA does not itself hold an object entry or object entry-copy associated with the name, it shall be able to interact with a DSA that does, either directly or indirectly by means of direct and/or indirect interactions with other DSAs.

When the Directory user indicates that entry-copy information shall not be used to satisfy his request, the DSA servicing the request must be able to gain access, directly or indirectly, to the master DSA holding the entry information associated with the name supplied in the user's request.

This clause defines knowledge as that DSA operational information required to achieve these technical objectives. Subsequent clauses specify the representation of knowledge in the context of a general DSA information model.

NOTE – The preceding statements represent technical objectives of the Directory. Realization of these technical objectives depends on other matters (e.g., policy matters) in addition to a consistent configuration of knowledge in DSAs. Clauses 25 through 28 establish a framework to address some of these matters.

Annex O contains an illustration of the modelling of knowledge. The illustration is based on the hypothetical DIT given in Figure 20.

22.3 Knowledge References

Knowledge is that operational information held by a DSA that represents a partial description of the distribution of entry and entry-copy information held in other DSAs. Knowledge is used by a DSA to determine an appropriate DSA to contact when a request received from a DUA or another DSA cannot be satisfied with locally held information.

Knowledge consists of knowledge references. A *knowledge reference* associates, either directly or indirectly, the name of a Directory entry with a DSA holding the entry or a copy of the entry.

Names used in knowledge references, whether as context prefixes, DSA names or entry names, shall be primary distinguished values. Context, and alternative values with context, may also be included in RDNs.

NOTE – Name resolution may fail for a valid alternative name when knowledge references are held in pre-third DSAs which do not recognize multiple distinguished values differentiated by context, or in DSAs not holding all the alternative distinguished names in knowledge references or entry-copies.

22.3.1 Knowledge Categories

There are two categories of knowledge reference: master knowledge references and shadow knowledge references.

Master knowledge is knowledge of the access point of the master DSA for a naming context.

Shadow knowledge is knowledge of DSAs holding replicated Directory information; it may be distributed by shadow suppliers to shadow consumers by means of the replication procedures described in ITU-T Rec. X.525 | ISO/IEC 9594-9. Shadow knowledge is knowledge of the access point of a set of one or more shadow DSAs for a replicated area (a naming context or a portion thereof).

A DSA that is the object of shadow knowledge shall hold a commonly usable replicated area. One form of replicated area that is commonly usable is a complete shadow copy of a naming context. An incomplete shadow copy of a naming context held by a DSA may be commonly usable if it is sufficiently complete to satisfy the interrogation requests that users commonly make to the DSA. It is the responsibility of the administrative authority who causes shadow knowledge of a DSA holding an incomplete copy of a naming context to be distributed that the replicated area be commonly usable.

A given DSA may hold both master and shadow knowledge, the latter involving multiple shadow DSAs, regarding a particular naming context. The specific knowledge used in the processing of a request received from a DUA or another DSA, e.g., in the name resolution process, is determined by a DSA specific selection procedure whereby the DSA computes, based on any non-standardized criteria deemed appropriate by the administrative authority, an access point of a DSA capable of progressing the request.

NOTE – The Directory Specifications do not constrain how master and shadow knowledge is used by DSAs (other than indirectly through constraints on DSA behaviour, for example, the **dontUseCopy** and **copyShallDo** service controls as specified in ITU-T Rec. X.511 | ISO/IEC 9594-3).

22.3.2 Knowledge Reference Types

The knowledge possessed by a DSA is defined in terms of a set of one or more knowledge references where each reference associates, either directly or indirectly, entries (or entry-copies) of the DIB with the DSA which holds those entries (or entry-copies).

A DSA may hold the following types of knowledge reference:

- superior references;
- immediate superior references;
- subordinate references;
- non-specific subordinate references; and
- cross references.

A knowledge reference of a particular type shall be either a master or shadow knowledge reference.

In addition, a DSA that participates in shadowing as a shadow supplier and/or consumer may hold one or more of the following types of knowledge reference:

- supplier references; and
- consumer references.

These knowledge reference types are described below.

22.3.2.1 Superior References

A *superior reference* consists of:

- the Access Point of a DSA.

Each non-first level DSA (see 22.5) shall maintain at least one superior reference. The superior reference shall form part of a reference path to the root. Unless some method outside the standard is employed to ensure this, for example within a DMD, this shall be accomplished by referring to a DSA which holds a naming context or replicated area whose context prefix has fewer RDNs than the context prefix with fewest RDNs held by the DSA holding the reference.

22.3.2.2 Immediate Superior References

An *immediate superior* reference consists of:

- the context prefix of a naming context that is immediately superior to one held (as entries or entry-copies) by the DSA holding the reference;
- the Access Point of the DSA holding that naming context (as entries or entry-copies).

Immediate superior references are an optional reference type that only occur when there is a hierarchical operational binding to the referenced DSA (see clause 24 in ITU-T Rec. X.518 | ISO/IEC 9594-4). In the absence of such explicit operational bindings, an immediate superior naming context may be referenced by means of a cross reference.

22.3.2.3 Subordinate References

A *subordinate reference* consists of:

- a context prefix corresponding to a naming context immediately subordinate to one held (as entries or entry-copies) by the DSA holding the reference;
- the Access Point of the DSA holding that naming context (as entries or entry-copies).

All naming contexts immediately subordinate to naming contexts held by a master DSA shall be represented by subordinate references (or non-specific subordinate references as described in 22.3.2.4).

In the case where a DSA holds entry-copies, the subordinate naming contexts may or may not be represented, depending on the shadowing agreement in effect.

22.3.2.4 Non-Specific Subordinate References

A *non-specific subordinate reference* consists of:

- the Access Points of a DSA that holds the entries (or entry-copies) of one or more immediately subordinate Naming Contexts.

This type of reference is optional, to allow for the case in which a DSA is known to contain some subordinate entries (or entry-copies) but the specific RDNs of those entries (or entry-copies) is not known. This type of reference cannot be used to reference LDAP servers.

For each naming context that it holds, a master DSA may hold zero or more non-specific subordinate references. DSAs accessed via a non-specific reference shall be able to resolve the request directly (either success or failure). In the event of failure, a **serviceError** reporting a problem of **unableToProceed** is returned to the requestor.

In the case where a DSA holds entry-copies, the non-specific subordinate references may or may not be represented, depending on the shadowing agreement in effect.

22.3.2.5 Cross References

A *cross reference* consists of:

- a Context Prefix;
- the Access Point of a DSA which holds the entries or entry-copies for that naming context.

This type of reference is optional and serves to optimize Name Resolution. A DSA may hold any number (including zero) of cross references.

22.3.2.6 Supplier References

A *supplier reference* held by a shadow consumer DSA consists of:

- the context prefix of the naming context from which the replicated area received from the shadow supplier is derived;
- the identifier of the shadowing agreement that the shadow consumer has established with a shadow supplier;
- the Access Point of the shadow supplier DSA;
- an indication of whether the shadow supplier of the replicated area is or is not the master; and
- optionally, the access point of the master DSA if the supplier is not the master.

22.3.2.7 Consumer References

A *consumer reference* held by a shadow supplier DSA consists of:

- the context prefix of a naming context from which the replicated area provided by the shadow supplier is derived;
- the identifier of the shadowing agreement that the shadow supplier has established with a consumer; and
- the Access Point of the shadow consumer DSA.

22.4 Minimum Knowledge

It is a property of the Directory that each entry can be accessed independently of where a request is generated.

It is also a property of the Directory that, to achieve adequate levels of performance and availability, some requests can be satisfied using a copy of an entry, while other requests may only be satisfied using the entry itself (i.e., the information held at the master DSA for the entry).

To realize these location independence properties of the Directory, each DSA shall maintain a minimum quantity of knowledge which depends on the particular configuration of the DSA.

The objective of these minimum requirements is to permit the distributed name resolution process to establish a reference path, as a continuous sequence of master knowledge references, to all naming contexts within the Directory.

It is also a requirement that the minimum knowledge consists of references that can be processed by the DSA (see 12.3 of ITU-T Rec. X.519 | ISO/IEC 9594-5).

Beyond these minimum requirements, additional knowledge may be employed to establish other reference paths to copies of naming contexts. Cross-reference knowledge (master and shadow) may be employed to establish optimized reference paths to naming contexts and copies of naming contexts.

The minimum knowledge requirements for DSAs are specified in 22.4.1-22.4.4.

22.4.1 Superior Knowledge

Each DSA that is not a first level DSA shall maintain at least one superior reference. Additional superior references may be held for operational reasons as alternative paths to the root of the DIT.

22.4.2 Subordinate Knowledge

A DSA that is the master DSA of a naming context shall maintain subordinate or non-specific subordinate references of category master knowledge to each master DSA holding (as master) an immediately subordinate naming context.

22.4.3 Supplier Knowledge

For each shadow supplier DSA that supplies it with a replicated area, a shadow consumer DSA shall maintain a supplier reference. If the shadow consumer's subordinate knowledge for the copy of the naming context is incomplete, it shall use its supplier reference to establish a reference path to subordinate information. This procedure is described in clause 20 of ITU-T Rec. X.518 | ISO/IEC 9594-4.

22.4.4 Consumer Knowledge

For each shadow consumer DSA that it supplies with a replicated area, a shadow supplier DSA shall maintain a consumer reference.

22.5 First Level DSAs

The DSA referenced by a superior reference assumes the burden of establishing a reference path to all of the DIT that is unknown to the referring DSA. A DSA referenced by other DSAs may itself maintain one or more superior references. This recursive superior referral process stops at a set of *first level DSAs* upon whom the ultimate responsibility for the establishment of reference paths falls.

A first level DSA is characterized as follows:

- a) it does not hold a superior reference;
- b) it may hold one or more naming contexts immediately subordinate to the root of the DIT (as master or shadow DSA for the naming context); and
- c) it holds subordinate references (of category master and/or shadow) and non-specific subordinate references (of category master and/or shadow) which account for all the naming contexts immediately subordinate to the root of the DIT which it does not itself hold.

The administrative authorities for first level DSAs are jointly responsible for the administration of the immediate subordinates of the root of the DIT. This set of subordinate references is called *root naming context*. The procedures governing this joint root naming context are determined by multilateral agreements which are outside the scope of these Directory Specifications.

NOTE – In a related entries environment, it is possible that some first-level entries will have the same name, creating multiple DITs. The administrative authorities for the associated first level DSAs are jointly responsible for the administration of these DITs.

To limit the quantity of interrogation requests that might be directed to a master first level DSA (i.e., a DSA that is a master for a naming context immediately subordinate to the root of the DIT), it is possible to establish shadow first level DSAs for that master first level DSA. Such shadow DSAs hold copies of the entries and the root naming context held in its master (or supplier) first level DSA. They therefore may serve as a superior reference for non-first level DSAs.

23 Basic Elements of the DSA Information Model

23.1 Definitions

For the purposes of this Directory Specification, the following definitions apply:

- 23.1.1 DSA information tree:** The set of all DSEs held by a DSA when viewed from the perspective of their names.
- 23.1.2 DSA shared attribute:** An operational attribute in the DSA information model associated with a particular name whose value or values, if held by several DSAs, are identical (except during periods of transient inconsistency).
- 23.1.3 DSA specific attribute:** An operational attribute in the DSA information model associated with a particular name whose value or values, if held by several DSAs, need not be identical.
- 23.1.4 DSA specific entry (DSE):** The information held by a DSA that is associated with a particular name; the DSE may (but need not) contain the information associated with the corresponding Directory entry.
- 23.1.5 DSE type:** An indication of the particular purpose of a DSE; a DSE may serve multiple purposes and thus have multiple types.

23.2 Introduction

The Directory information model describes how the Directory as a whole represents information about objects having a distinguished name and optionally alias names. In its description of the DIT, entries and attributes, the composition of the Directory as a set of potentially cooperating DSAs is abstracted from the model.

The DSA information model, on the other hand, is especially concerned with DSAs and the information that must be held by DSAs in order that the set of DSAs comprising the Directory may together realize the Directory information model. It is concerned with:

- how Directory information (object and alias entries and subentries) is mapped onto DSAs;
- how copies of Directory information may be held by DSAs;
- the operational information required by DSAs to perform name resolution and operation evaluation; and
- the operational information required by DSAs to engage in shadowing and to use shadowed information.

The purpose for modelling a representation of DSA operational information such as knowledge is to establish the general framework for management access to DSA operational information.

23.3 DSA Specific Entries and their Names

In the DSA information model, the information repositories holding the information associated with a particular name are termed *DSA Specific Entries* (DSEs). Directory entries exist in the DSA information model only as information elements from which DSEs may be composed. Operational attributes specific to the DSA information model comprise the other variety of information element from which DSEs may be composed.

If a DSA holds any information concerning a name directly (i.e., information held in a repository identified by the name), it is said to know or have knowledge of that name.

For each name known by a DSA, all the information held by the DSA directly associated with the name other than the name itself is represented by one DSE. This latter information (i.e., the RDN and its relationship to the DIT) is not represented explicitly as attributes in the DSA information model; the set of names known by a DSA constitute an implicit fabric on which the associated DSEs can be considered to be attached.

NOTE 1 – One consequence of the way the DSA information model handles names is that, for DSEs that are not of type entry, alias or subentry, the AVA(s) expressing the RDN of the DSE is not modelled as held in (an) attribute(s).

Where alternative names exist because of naming attributes having multiple distinguished values differentiated by context, a single DSE represents all the information held by the DSA about all the alternative names. This is modelled in the DSA information model as a single name with context-specific variants, rather than as separate names.

NOTE 2 – For consistent name resolution and interworking with pre-third DSAs, every DSA shall have information about at least the primary distinguished values of all attributes contributing to a name, and desirably as many of the alternative distinguished values as possible.

The set of all names known by a DSA, together with the information associated with each name, when viewed from the perspective of these names, is termed the *DSA information tree* for that DSA. A DSA information tree is depicted in Figure 21.

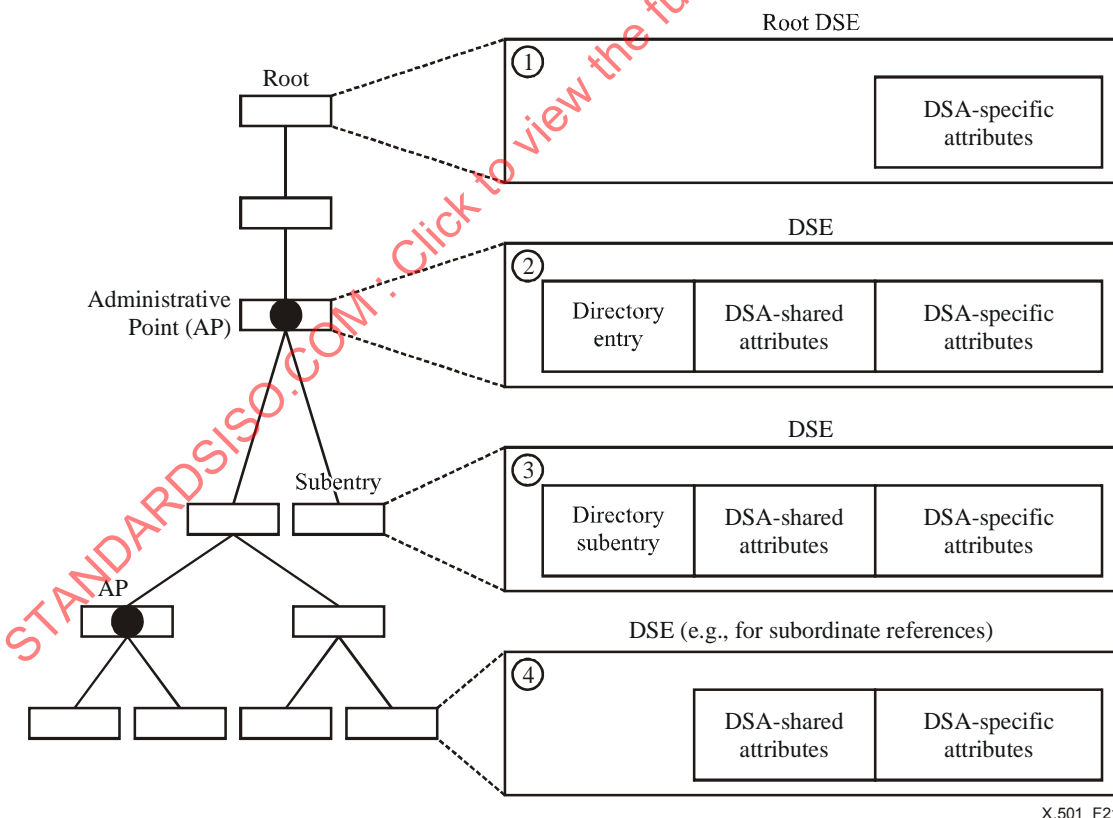


Figure 21 – A DSA Information Tree

The minimum information that a DSA may associate with a name, and thus know the name, consists of an expression of the purpose for which the name is known (i.e., the role played by the name in the operation of the DSA knowing it). This purpose is represented in the DSA information model by the DSA specific attribute, **dseType**.

In addition, a DSE may hold other information associated with the name such as an entry or entry-copy, DSA shared attributes and DSA specific attributes.

A DSE may represent a Directory entry directly, a portion of an entry or no Directory information. The information held in a DSE varies, depending on its type or purpose. In general, the following sorts of DSEs may occur in DSAs.

- A DSE directly representing a Directory entry contains the user and operational attributes corresponding to that Directory entry (as depicted in DSE 2 in Figure 21). The DSE may also contain DSA shared and DSA specific attributes.
- A DSE representing a portion of an entry (as a result of shadowing) contains some of the user and operational attributes corresponding to the Directory entry, DSA specific attributes and may also contain DSA shared attributes.
- A subentry DSE representing, for example prescriptive ACI or collective attributes, contains the relevant user and operational attributes corresponding to a Directory subentry (as depicted in DSE 3 in Figure 21). The DSE may also contain DSA shared and DSA specific attributes.
- A DSE representing no Directory entry information contains only DSA shared and/or DSA specific attributes (as depicted in DSEs 1 and 4 in Figure 21). For example, a DSE representing a subordinate reference may have a DSA shared attribute that indicates the master access point and a DSA specific attribute to indicate that the DSE is a subordinate reference.

NOTE 3 – The DSE is a conceptual entity which facilitates the specification and modelling of information components in a consistent and convenient way. Although DSEs are said to "hold" or "store" information, this is not intended to impose any particular constraints or data structure on implementations.

23.4 Basic Elements

A DSE is comprised of three basic elements: the DSE type, some number of DSA operational attributes (the DSE type is one of these) and optionally an entry or entry-copy.

23.4.1 DSA Operational Attributes

Two varieties of operational attribute occur in the DSA information model that do not correspond to information in Directory entries. Those are DSA shared and DSA specific attributes.

A *DSA shared attribute* is an operational attribute in the DSA information model associated with a particular name whose value or values, if held by several DSAs, are identical (except during periods of transient inconsistency). A DSA may hold a shadow-copy of a DSA shared attribute.

A *DSA specific attribute* is an operational attribute in the DSA information model associated with a particular name whose value or values, if held by several DSAs, need not be identical. A DSA specific attribute represents operational information that is specific to the functioning of the DSA holding it. A DSA cannot hold a shadow-copy of a DSA specific attribute.

NOTE – While a shadow-supplier DSA may provide a shadow-consumer DSA with a DSA specific attribute, this is conceptually not a shadow-copy of information held by the supplier but, rather, information produced by the supplier for the consumer which the consumer may then use and modify.

23.4.2 DSE Types

The type of a DSE, represented in the DSA information model by the DSA specific operational attribute **dseType**, indicates the particular purpose (or role) of a DSE. This purpose is indicated by the named bits of the single value of the **dseType** attribute. As a DSE may serve several purposes, several named bits of the **dseType** attribute may be set to represent these purposes. A number of combinations of named bits that are likely to occur are specified in Annex N.

The phrase "a DSE of type **x**" is used in the Directory Specifications to indicate that the named bit **x** of the DSE's **dseType** attribute has been set. For a DSE of type **x**, other named bits may or may not be set, as required. The alternate phrase "the DSE type includes **x**" may also be used.

The syntactic specification of the **dseType** operational attribute may be expressed using the attribute notation as follows:

```
dseType ATTRIBUTE ::= {
    WITH SYNTAX                DSEType
    EQUALITY MATCHING RULE     bitStringMatch
    SINGLE VALUE                TRUE
```

**NO USER MODIFICATION
USAGE
ID**

**TRUE
dSAOperation
id-doa-dseType }**

This DSA specific operational attribute is managed by the DSA itself.

The ASN.1 type that represents the syntax of the possible values of the **dseType** attribute is **DSEType**. Its definition is:

```
DSEType ::= BIT STRING {
  root           (0),           -- root DSE --
  glue          (1),           -- represents knowledge of a name only --
  cp            (2),           -- context prefix --
  entry         (3),           -- object entry --
  alias         (4),           -- alias entry --
  subr          (5),           -- subordinate reference --
  nssr          (6),           -- non-specific subordinate reference --
  supr          (7),           -- superior reference --
  xr            (8),           -- cross reference --
  admPoint      (9),           -- administrative point --
  subentry      (10),          -- subentry --
  shadow        (11),          -- shadow copy --
  immSupr       (13),          -- immediate superior reference --
  rhob          (14),          -- rhob information --
  sa            (15),          -- subordinate reference to alias entry --
  dsSubentry    (16),          -- DSA Specific subentry --
  familyMember (17),          -- family member --
  ditBridge     (18),          -- DIT bridge reference --
  writeableCopy (19) }           -- writeable copy --
```

The values of **DSEType** are:

- a) **root**: The root DSE contains DSA specific attributes, used by the DSA, that characterize that DSA as a whole. The name corresponding to the root DSE is the degenerate name consisting of a sequence of zero RDNs.

NOTE 1 – Information that characterizes a DSA that is to be made available via the Directory abstract service is contained in the DSA's entry. A DSA may, but need not, hold its own entry or a copy of its own entry.
- b) **glue**: A glue DSE represents knowledge of a name only. A DSA holding a context prefix DSE or a cross reference DSE may hold glue DSEs to represent the names of the superiors of the context prefix or cross reference DSE if no other operational information (e.g., knowledge) is associated with those names. This is illustrated in Figure 22. A DSE of type glue shall not have any other **DSEType** bit set.
- c) **cp**: The DSE representing the context prefix of a naming context.
- d) **entry**: A DSE that holds an object entry.
- e) **alias**: A DSE that holds an alias entry.
- f) **subr**: A DSE that holds a specific knowledge attribute to represent a subordinate reference.
- g) **nssr**: A DSE that holds a non-specific knowledge attribute to represent a non-specific subordinate reference.
- h) **supr**: A DSE that holds a specific knowledge attribute to represent the DSAs superior references.
- i) **xr**: A DSE that holds a specific knowledge attribute to represent a cross reference.
- j) **admPoint**: A DSE corresponding to an administrative point.
- k) **subentry**: A DSE that holds a subentry.
- l) **shadow**: A DSE that holds a shadow-copy of an entry (or part of an entry) or other information (e.g., knowledge) received from a shadow-supplier; this named bit is set by the shadow consumer.
- m) **immSupr**: A DSE that holds a specific knowledge attribute to represent an immediate superior reference.
- n) **rhob**: A DSE that holds administrative point and subentry information received from a superior DSA in a Relevant Hierarchical Operational Binding (i.e., in either a Hierarchical Operational Binding or a Non-specific Hierarchical Binding as described in clauses 24 and 25 of ITU-T Rec. X.518 | ISO/IEC 9594-4).
- o) **sa**: A qualifier of a **subr** DSE indicating that the subordinate naming context entry is an alias.
- p) **dsSubentry**: A DSE that holds a DSA specific subentry.
- q) **familyMember**: A DSE that holds a family member.
- r) **ditBridge**: A DSE that holds a DIT bridge reference.

- s) **writableCopy**: A DSE that holds a writeable copy of an entry or other information (e.g., knowledge) that is replicated in a multiple master implementation.

NOTE 2 – Certain Directory operations require the ability to identify a single master for any given entry. Therefore, in a multiple master implementation, all but one of the master copies of each entry shall be of this DSE type; exactly one of the master copies shall not be of this DSE type in order for it to function as the primary master when such operation is necessary.

The use of this operational attribute to represent aspects of the DSA information model is described in clause 23.

24 Representation of DSA Information

This clause treats the representation of DSA information. It describes the representation of DSA operational information (knowledge), Directory user information and Directory operational information.

24.1 Representation of Directory User and Operational Information

This clause specifies the representation of Directory user and Directory operational information in the DSA information model.

24.1.1 Object Entry

An object entry is represented by a DSE of type **entry** which contains the user and Directory operational attributes associated with the Directory entry. The name of the DSE is the name of the object entry (i.e., the object's distinguished name).

If the DSE holds a copy of the entry, the DSE type includes **shadow**.

If the name of the object entry includes any alternative distinguished names differentiated by context, the name of the DSE may also include those alternative distinguished names differentiated by context. In the case of a DSE that holds a shadow of the entry, the name of the DSE may include a subset of the alternative distinguished names. In the case of a DSE that is not a copy, the name of the DSE shall include all distinguished names.

NOTE – For consistency and interworking with pre-third DSAs, the name of a DSE holding a copy shall include at least the primary distinguished value of any naming attribute. Thus the copy has at least the primary distinguished name of the object entry. Name resolution is enhanced if every distinguished value (and thus every alternative distinguished name) is present.

24.1.2 Alias Entry

An alias entry is represented by a DSE of type **alias** which contains the attributes associated with the alias entry (i.e., the RDN attributes and the aliased object name attribute). The name of the DSE is the name of the alias entry.

If the DSE holds a copy of the alias entry, the DSE type includes **shadow**.

If the name of the alias entry includes any alternative distinguished names differentiated by context, the name of the DSE may also include those alternative distinguished names differentiated by context. In the case of a DSE that holds a shadow of the alias entry, the name of the DSE may include a subset of the alternative distinguished names. In the case of a DSE that is not a copy, the name of the DSE shall include all distinguished names.

NOTE – For consistency and interworking with pre-third DSAs, the name of a DSE holding a copy shall include at least the primary distinguished value of any naming attribute. Thus the copy has at least the primary distinguished name of the alias entry. Name resolution is enhanced if every distinguished value (and thus every alternative distinguished name) is present.

24.1.3 Administrative Point

An administrative point is represented by a DSE of type **admPoint** which contains the attributes associated with the administrative point. The name of the DSE is the name of the administrative point.

If the DSE represents an entry, the DSE type includes **entry**. If the DSE holds a copy of the administrative point information, the DSE type includes **shadow**.

If the name of the administrative point includes any alternative distinguished names differentiated by context, the name of the DSE may also include those alternative distinguished names differentiated by context. In the case of a DSE that holds a shadow of the administrative point, the name of the DSE may include a subset of the alternative distinguished names. In the case of a DSE that is not a copy, the name of the DSE shall include all distinguished names.

NOTE – For consistency and interworking with pre-third DSAs, the name of a DSE holding a copy shall include at least the primary distinguished value of any naming attribute. Thus the copy has at least the primary distinguished name of the administrative point. Name resolution is enhanced if every distinguished value (and thus every alternative distinguished name) is present.

24.1.4 Subentry

A subentry is represented by a DSE of type **subentry** which contains the operational and user information associated with the subentry. The name of the DSE is the name of the subentry.

If the DSE holds a copy of the subentry, the DSE type is **subentry** and **shadow**.

24.1.5 Family member

A family member (including the ancestor) is represented by a DSE of type **familyMember**. The ancestor also is of DSE type **entry**; it is the only family member that is permitted to have this DSE type.

24.2 Representation of Knowledge References

A knowledge reference consists of a DSE of an appropriate type which holds a correspondingly appropriate DSA operational attribute and which is identified by a name bearing a defined relationship to the naming context held by the referenced DSA.

The name of this DSE shall be the primary distinguished name and may include alternative names and context information if they are present in the context prefix of the naming context held by the referenced DSA. In the case of a DSE that holds a shadow, the name of the DSE may include a subset of the alternative names. In the case of a DSE that is not a copy, the name of the DSE shall include all distinguished names.

NOTE – Name resolution is enhanced if every distinguished value (and thus every alternative distinguished name) is present.

24.2.1 Knowledge Attribute Types

DSA operational attributes are defined in the DSA information model to express a DSA's:

- knowledge of its own access point;
- superior knowledge;
- specific knowledge (its subordinate references);
- non-specific knowledge (its non-specific subordinate references);
- knowledge of its supplier(s), optionally including the master, if it is a shadow consumer;
- knowledge of its consumer(s) if it is a shadow supplier;
- knowledge of secondary shadows, if it is a shadow supplier; and
- knowledge of another DIT.

Object Identifier values are assigned in Annex F for these operational attributes.

24.2.1.1 My Access Point

The **myAccessPoint** operational attribute type is used by a DSA to represent its own access point. It is a DSA specific attribute. All DSAs shall hold this attribute in their root DSE. It is single-valued and managed by the DSA itself.

```
myAccessPoint ATTRIBUTE ::= {
    WITH SYNTAX                               AccessPoint
    EQUALITY MATCHING RULE                    accessPointMatch
    SINGLE VALUE                               TRUE
    NO USER MODIFICATION                     TRUE
    USAGE                                     dSAOperation
    ID                                         id-doa-myAccessPoint }
```

The ASN.1 type **AccessPoint** is defined in ITU-T Rec. X.518 | ISO/IEC 9594-4. Its ASN.1 specification is reproduced here for the convenience of the reader.

```
AccessPoint ::= SET {
    ae-title           [0]   Name,
    address            [1]   PresentationAddress
    protocolInformation [2]   SET SIZE (1..MAX) OF ProtocolInformation OPTIONAL }
```

NOTE – The **Name** in the **ae-title** may be the primary distinguished name or an alternative distinguished name; however, consistency and interworking with pre-third DSAs is enhanced if the primary distinguished name is used.

How a DSA obtains the information held in **myAccessPoint** is not described in the Directory Specifications.

The **myAccessPoint** attribute type is held in a DSE of type **root**.

The information held in **myAccessPoint** may be employed in the DOP when establishing or modifying an operational binding.

24.2.1.2 Superior Knowledge

The **superiorKnowledge** operational attribute type is used by a non-first level DSA to represent its superior references. It is a DSA specific attribute. All non-first level DSAs shall hold this attribute in their root DSE. It is multi-valued and managed by the DSA itself.

```

superiorKnowledge ATTRIBUTE ::= {
    WITH SYNTAX
    EQUALITY MATCHING RULE
    NO USER MODIFICATION
    USAGE
    ID
    AccessPoint
    accessPointMatch
    TRUE
    dSAOperation
    id-doa-superiorKnowledge }

```

A DSA may acquire the information held in **superiorKnowledge** by means not described in the Directory Specifications. It might also construct it from its immediate superior references, e.g., from its immediate superior reference whose context prefix has the least number of RDNs in its name.

The **superiorKnowledge** attribute type is held in a DSE of type **root**.

The information held in **superiorKnowledge** may be employed by a DSA when constructing a continuation reference returned in a DAP or DSP referral or when performing chaining.

24.2.1.3 Specific Knowledge

Specific knowledge consists of the access points for the master DSA of a naming context and/or shadow DSAs for that naming context. It is specific because the context prefix of the naming context is known and associated with the access point information. Specific knowledge is represented by the **specificKnowledge** operational attribute type. It is a DSA shared attribute, is single-valued, and managed by the DSA itself.

```

specificKnowledge ATTRIBUTE ::= {
    WITH SYNTAX
    EQUALITY MATCHING RULE
    SINGLE VALUE
    NO USER MODIFICATION
    USAGE
    ID
    MasterAndShadowAccessPoints
    masterAndShadowAccessPointsMatch
    TRUE
    TRUE
    distributedOperation
    id-doa-specificKnowledge }

```

The ASN.1 type **MasterAndShadowAccessPoints** is defined in ITU-T Rec. X.518 | ISO/IEC 9594-4. Its ASN.1 specification is reproduced here for the convenience of the reader.

```

MasterAndShadowAccessPoints ::= SET OF MasterOrShadowAccessPoint

```

```

MasterOrShadowAccessPoint ::= SET {
    COMPONENTS OF
    category [3] ENUMERATED {
        master (0),
        shadow (1) DEFAULT master,
    chainingRequired [5] BOOLEAN DEFAULT FALSE }

```

A DSA may acquire the information held in **specificKnowledge** by means not described in the Directory Specifications. In the case of a cross reference (DSE of type **xr**), it might also construct it from information received in the **crossReference** component of **ChainingResults** of a DSP reply. In the case of a subordinate reference (DSE of type **subr**), it might construct it from information received in the DOP when establishing or modifying a HOB.

The **specificKnowledge** attribute type is held in a DSE of type **subr**, **immSupr**, or **xr**. It is used by a DSA to represent subordinate, immediate superior and cross references.

The information held in **specificKnowledge** may be employed by a DSA when constructing a continuation reference returned in a DAP or DSP referral (or when performing chaining) and when constructing Shadowed DSA Specific Entries (SDSEs) of type **subr**, **immSupr**, or **xr** provided in the DISP.

24.2.1.4 Non-Specific Knowledge

Non-specific knowledge consists of the access points for the master DSA of one or more naming contexts and/or shadow DSAs for the same one or more naming contexts. It is non-specific because the context prefixes of the naming context(s) is (are) not known. The immediate superior of the naming context(s) is known, however, and the access point

information is associated with its name. Non-specific knowledge is represented by the **nonSpecificKnowledge** operational attribute type. It is a DSA shared attribute, is multi-valued and managed by the DSA itself.

```

nonSpecificKnowledge ATTRIBUTE ::= {
    WITH SYNTAX
    EQUALITY MATCHING RULE
    NO USER MODIFICATION
    USAGE
    ID
    MasterAndShadowAccessPoints
    masterAndShadowAccessPointsMatch
    TRUE
    distributedOperation
    id-doa-nonSpecificKnowledge }

```

The **MasterAndShadowAccessPoints** value consists of an access point for a master DSA holding one or more subordinate naming contexts, and zero or more access points of DSAs holding shadows of some or all of these naming contexts.

A DSA may acquire the information held in **nonSpecificKnowledge** by means not described in the Directory Specifications. In the case of a non-specific subordinate reference (DSE of type **nssr**), it might also construct it from information received in the DOP when establishing or modifying a NHOB.

The **nonSpecificKnowledge** attribute type is held in a DSE of type **nssr**. It is used to represent non-specific subordinate references.

The information held in **nonSpecificKnowledge** may be employed by a DSA when constructing a continuation reference returned in a DAP or DSP referral (or when performing chaining) and when constructing SDSEs of type **nssr** provided in the DISP.

24.2.1.5 Supplier Knowledge

The supplier knowledge of a shadow consumer DSA consists of the access point(s) and shadowing agreement identifier(s) for its supplier(s) of a copy (or copies) of a replicated area. Optionally, if the supplier is not the master of the naming context from which a replicated area is derived, the access point of the master may be included in supplier knowledge. Supplier knowledge is represented by the **supplierKnowledge** operational attribute type. It is DSA specific, multi-valued and managed by the DSA itself.

The ASN.1 syntax for a value of **supplierKnowledge** is **SupplierInformation**. A value of this attribute is composed of a shadow supplier DSA's access point and the agreement ID of the shadowing agreement between the supplier DSA and the consumer DSA holding the DSA specific attribute (expressed as a value of the type **SupplierOrConsumer**), an indication of whether the supplier of the replicated area is or is not the master of the naming context from which it is derived, and, if not, optionally, the access point of the master DSA.

```

SupplierOrConsumer ::= SET {
    COMPONENTS OF
    agreementID [3]
    AccessPoint, -- supplier or consumer --
    OperationalBindingID }

SupplierInformation ::= SET {
    COMPONENTS OF
    supplier-is-master [4]
    non-supplying-master [5]
    SupplierOrConsumer, -- supplier --
    BOOLEAN DEFAULT TRUE,
    AccessPoint OPTIONAL }

```

```

supplierKnowledge ATTRIBUTE ::= {
    WITH SYNTAX
    EQUALITY MATCHING RULE
    NO USER MODIFICATION
    USAGE
    ID
    SupplierInformation
    supplierOrConsumerInformationMatch
    TRUE
    dSAOperation
    id-doa-supplierKnowledge }

```

A DSA may acquire the information held in **supplierKnowledge** by means not described in the Directory Specifications. A shadow consumer DSA might also construct it from information received in the DOP when establishing or modifying a shadowing agreement.

The **supplierKnowledge** attribute type is held in a DSE of type **cp**. It is used to represent one or more supplier references. All shadow consumer DSAs shall hold a value of this attribute for each shadowing agreement they engage in as a consumer.

The information held in **supplierKnowledge** may be employed by a DSA when constructing a continuation reference returned in a DAP or DSP referral. The **agreementID** component (its type, **OperationalBindingID**, is defined in 28.2) of **supplierKnowledge** is required in the operations of the DOP for managing a shadowing agreement and in all the DISP operations.

24.2.1.6 Consumer Knowledge

The consumer knowledge of a shadow supplier DSA consists of the access point(s) and shadowing agreement identifier(s) for the consumer(s) of a copy (or copies) of a naming context provided to them by the supplier. Consumer knowledge is represented by the **consumerKnowledge** operational attribute type. It is DSA specific, multi-valued and managed by the DSA itself.

The ASN.1 syntax for a value of **consumerKnowledge** is **ConsumerInformation** (which has the same syntax as **SupplierOrConsumer**, but refers to a consumer access point).

ConsumerInformation ::= SupplierOrConsumer -- consumer --

```
consumerKnowledge ATTRIBUTE ::= {
    WITH SYNTAX                ConsumerInformation
    EQUALITY MATCHING RULE     supplierOrConsumerInformationMatch
    NO USER MODIFICATION      TRUE
    USAGE                       dSAOperation
    ID                          id-doa-consumerKnowledge }
```

A DSA may acquire the information held in **consumerKnowledge** by means not described in the Directory Specifications. A shadow supplier DSA might also construct it from information received in the DOP when establishing or modifying shadowing agreements.

The **consumerKnowledge** attribute type is held in a DSE of type **cp**. It is used to represent one or more consumer references. All shadow supplier DSAs shall hold a value of this attribute for each shadowing agreement they engage in as a supplier.

The **agreementID** component of **consumerKnowledge** is required in the operations of the DOP for managing a shadowing agreement and in all the DISP operations.

24.2.1.7 Secondary Shadow Knowledge

Secondary shadow knowledge consists of information a supplier DSA (e.g., a master DSA) may choose to maintain regarding consumer DSAs that are engaged in secondary shadowing from its perspective. Secondary shadow knowledge is represented by the **secondaryShadows** operational attribute type. It is DSA specific, multiple-valued and managed by the DSA itself. The ASN.1 syntax for a value of **secondaryShadows** is **SupplierAndConsumers**. It consists of the access point of a shadow supplier and a list of its direct consumers.

```
SupplierAndConsumers ::= SET {
    COMPONENTS OF      AccessPoint, -- supplier --
    consumers          [3] SET OF AccessPoint }
```

```
secondaryShadows ATTRIBUTE ::= {
    WITH SYNTAX                SupplierAndConsumers
    EQUALITY MATCHING RULE     supplierAndConsumersMatch
    NO USER MODIFICATION      TRUE
    USAGE                       dSAOperation
    ID                          id-doa-secondaryShadows }
```

The **consumers** component of **SuppliersAndConsumers** contains only access points of DSAs that hold commonly usable copies of a replicated area.

A supplier DSA may obtain the information required to construct values of this attribute from a consumer DSA by following the procedure described in 23.1.1 of ITU-T Rec. X.518 | ISO/IEC 9594-4.

The **secondaryShadows** attribute type is held in a DSE of type **cp**.

Support for secondary shadow knowledge is optional.

24.2.1.8 DIT Bridge Knowledge

A master DSA of a naming context in another DIT is represented by a **ditBridgeKnowledge**, which consists of a domain identifier and its access point. The **ditBridgeKnowledge** operational attribute contains the **DITBridgeKnowledge** of all known such DSAs. It is a multi-valued, DSA shared attribute and is managed by the DSA administrator. This attribute is held in a DSE of type **root**, which additionally gets the DSE type **ditBridge** for DIT bridge reference.

```
ditBridgeKnowledge ATTRIBUTE ::= {
    WITH SYNTAX                               DitBridgeKnowledge
    EQUALITY MATCHING RULE                   directoryStringFirstComponentMatch
    NO USER MODIFICATION                     TRUE
    USAGE                                     dSAOperation
    ID                                       id-doa-ditBridgeKnowledge }
```

The ASN.1 type **DitBridgeKnowledge** is defined in ITU-T Rec. X.518 | ISO/IEC 9594-4. Its ASN.1 specification is reproduced here for the convenience of the reader.

```
DitBridgeKnowledge ::= SEQUENCE {
    domainLocalID                               UnboundedDirectoryString OPTIONAL,
    accessPoints                               MasterAndShadowAccessPoints }
```

The information held in **ditBridgeKnowledge** will be employed by the DSA when performing a Search operation involving related entries.

24.2.1.9 Matching Rules

Four equality matching rules for the preceding knowledge attributes are specified below. They apply to attributes with syntaxes of types **AccessPoint**, **MasterAndShadowAccessPoints**, **SupplierInformation**, **ConsumerInformation** and **SuppliersAndConsumers**.

24.2.1.9.1 Access Point Match

The Access Point Match rule is specified as:

```
accessPointMatch MATCHING-RULE ::= {
    SYNTAX      Name
    ID          id-kmr-accessPointMatch }
```

The **accessPointMatch** matching rule applies to attribute values of type **AccessPoint**. A value of the assertion syntax is derived from a value of the attribute syntax by using the value of the [0] context specific tag (**Name**) component. Two values are considered to match for equality if the **Name** component of each match using the matching procedure for **DistinguishedName** values.

24.2.1.9.2 Master And Shadow Access Points Match

The Master and Shadow Access Point Match equality matching rule is specified as:

```
masterAndShadowAccessPointsMatch MATCHING-RULE ::= {
    SYNTAX      SET OF Name
    ID          id-kmr-masterShadowMatch }
```

The **masterAndShadowAccessPointsMatch** matching rule applies to attributes of type **MasterAndShadowAccessPoints**. A value of the assertion syntax is derived from a value of the attribute syntax by removing the **category** and **address** components of each **SET** in the **SET OF MasterOrShadowAccessPoints**. Two such values are considered to match for equality if both values have the same number of **SET OF** elements, and, after ordering the **SET OF** elements of each in any convenient fashion, the **ae-title** component of each pair of **SET OF** elements matches using the matching procedure for **distinguishedNameMatch**.

24.2.1.9.3 Supplier or Consumer Information Match

The Supplier or Consumer Information Match rule is specified as:

```
supplierOrConsumerInformationMatch MATCHING-RULE ::= {
    SYNTAX      SET {
        ae-title [0] Name,
        agreement-identifier [2] INTEGER }
    ID          id-kmr-supplierConsumerMatch }
```

The **supplierOrConsumerInformationMatch** matching rule applies to attribute values of type **SupplierInformation** or **ConsumerInformation** (and other attributes having values compatible with **SupplierInformation** or **ConsumerInformation**). A value of the assertion syntax is derived from a value of the attribute syntax by selecting the **SET** components with tags that match the **SET** components of the assertion syntax. Two such values are considered to match for equality if the **ae-title** component of each (after removing the explicit [0] tag information) matches using the matching procedure for **DistinguishedName** values and the **identifier** component contained in the **agreement** component of each (after removing the explicit [2] and **SEQUENCE** tag information) matches using the matching procedure for **INTEGER** values.

24.2.1.9.4 Suppliers and Consumers Match

The Supplier and Consumers Match rule is specified as:

```
supplierAndConsumersMatch MATCHING-RULE ::= {
  SYNTAX   Name
  ID       id-kmr-supplierConsumersMatch }
```

The Supplier and Consumers Match rule applies to attribute values of type **SupplierAndConsumers** (and other attributes having values compatible with **SupplierAndConsumers**). Two such values are considered to match for equality if the **ae-title** component of each (after removing the explicit **[0]** tag information) matches using the matching procedure for **DistinguishedName** values.

24.2.2 Knowledge Reference Types

This subclause specifies the representation of knowledge in the DSA information model.

24.2.2.1 Self Reference

A self reference represents a DSA's knowledge of its own access point. It is represented by a value of the attribute **myAccessPoint** held in the DSA's root DSE, a DSE of type **root**.

24.2.2.2 Superior Reference

A superior reference is represented by a DSE of type **supr** and **root** which contains a **superiorKnowledge** attribute. Since a **superiorKnowledge** attribute value may contain access points of several DSAs, it may therefore represent several superior references.

24.2.2.3 Immediate Superior Reference

An immediate superior reference is represented by a DSE of type **immSupr** which contains a **specificKnowledge** attribute. The name of the DSE holding the attribute corresponds to the context prefix of the naming context held by the referenced superior DSA.

Since a **specificKnowledge** attribute value may contain access points of several DSAs, it may therefore represent several immediate superior references, at most one of category **master** and zero or more of category **shadow**.

If the DSE holding the immediate superior reference is received from a shadow supplier, the DSE type includes **shadow**.

24.2.2.4 Subordinate Reference

A subordinate reference is represented by a DSE of type **subr** which contains a **specificKnowledge** attribute. The name of the DSE holding the attribute corresponds to the context prefix of the relevant naming context held by the referenced subordinate DSA.

Since a **specificKnowledge** attribute value may contain access points of several DSAs, it may therefore represent several subordinate references, at most one of category **master** and zero or more of category **shadow**.

If the DSE holding the subordinate reference is shadowed information, received from a shadow supplier, the DSE type includes **shadow**.

The DSE may also include **immSupr** in a DSA holding two naming contexts, one superior to the other, which are separated by a third single-entry naming context held in another DSA. An example of this situation is depicted in Annex O.

24.2.2.5 Non-Specific Subordinate Reference

A non-specific subordinate reference is represented by a DSE of type **nssr** (and **entry** normally) which contains a **nonSpecificKnowledge** attribute. The name of the DSE holding the attribute corresponds to the name formed by eliminating the final RDN of the context prefixes of the naming context held by the referenced subordinate DSAs.

NOTE – NSSRs cannot reference LDAP servers.

Since a **nonSpecificKnowledge** attribute value may contain access points of several DSAs, it may therefore represent several non-specific subordinate references, at most one of category **master** and zero or more of category **shadow**. Each **nonSpecificKnowledge** attribute value represents a related set of non-specific subordinate references – the DSAs of category **shadow** hold one or more replicated areas derived from the naming context(s) held by the DSA of category **master**.

If the DSE holding the non-specific subordinate reference is shadowed information, received from a shadow-supplier, the DSE type includes **shadow**.

The DSE includes **shadow** in the situation of a shadow DSA when the DSE corresponds to an entry for which the master DSA has non-specific subordinate knowledge and for which only the **nonSpecificKnowledge** attribute for the non-specific subordinate reference is shadowed.

The DSE includes **cp** and **shadow** in the situation of a shadow DSA whose replicated area does not include the context prefix entry and the master DSA for the naming context has non-specific subordinate knowledge for the context prefix.

The DSE includes **admPoint** and **shadow** in the situation of a shadow DSA when the DSE corresponds to an administrative point, the entry information for the administrative point is not shadowed, and the master DSA for the naming context has non-specific subordinate knowledge for the administrative point.

When the administrative point coincides with a context prefix in the preceding two cases, the DSE may include **admPoint**, **cp** and **shadow**.

24.2.2.6 Cross Reference

A cross reference is represented by a DSE of type **xr** which contains a **specificKnowledge** attribute. The name of the DSE holding the attribute corresponds to the context prefix of the naming context held by the referenced DSA.

Since a **specificKnowledge** attribute value may contain access points of several DSAs, it may therefore represent several cross references, at most one of category **master** and zero or more of category **shadow**.

24.2.2.7 Supplier Reference

A supplier reference is represented by a DSE of type **cp** which contains a **supplierKnowledge** attribute. The name of the DSE holding the attribute corresponds to the context prefix of the shadowed naming context.

Since a **supplierKnowledge** attribute may have several values, it may represent several supplier references. Each attribute value represents one supplier reference.

24.2.2.8 Consumer Reference

A consumer reference is represented by a DSE of type **cp** which contains a **consumerKnowledge** attribute. The name of the DSE holding the attribute corresponds to the context prefix of the shadowed naming context.

Since a **consumerKnowledge** attribute may have several values, it may represent several consumer references. Each attribute value represents one consumer reference.

24.3 Representation of Names and Naming Contexts

24.3.1 Names and Glue DSEs

As described in 23.3, the minimum information that a DSA may associate with a name is the purpose for which it holds the name, represented by a DSE holding a value of the attribute **dseType**. When a DSE contains only such a minimal information, its DSE type shall be **glue**. In this case, the DSE shall not hold an entry or subentry (or a shadow-copy of an entry or subentry) or a DSA shared attribute.

Glue DSEs arise in the DSA information model to represent names that are known by a DSA as a consequence of holding information associated with other names. For example, consider the cross reference depicted in Figure 22. The DSA holding this cross reference also "knows" (in the sense described in 23.3) the names that are superior to the context prefix name associated with the cross reference. When no other information is associated with such superior names, they are represented in the DSA information model by glue DSEs.

24.3.2 Naming Contexts

A naming context consists of a context prefix, a subtree of zero or more entries subordinate to the context prefix (the root of the subtree), and, if there are naming contexts subordinate to it, subordinate and/or non-specific subordinate references sufficient to constitute full subordinate knowledge.

A context prefix is represented by a DSE of type **cp**. If the context prefix corresponds to an entry, the DSE type includes **entry**. If it corresponds to an alias, the DSE type includes **alias**. If the context prefix corresponds to an administrative point, the DSE type includes **admPoint**.

The subtree of entries and subentries subordinate to the context prefix is represented by DSEs as described in 24.1.1 to 24.1.5.

The representation of the subordinate knowledge of the naming context is represented by DSEs as described in 24.2.2.

A replicated area (a shadow-copy of all or part of a naming context) is represented as above except that the DSE type includes **shadow** in each DSE for which user or operational attributes are received from the shadow supplier. In the case of incomplete replicated areas, DSEs of type **glue** may occur to represent a bridge between the separate pieces of the shadowed information. No user or operational attributes are associated with these (or any) glue DSEs.

24.3.3 Example

Figure 22 illustrates an example of the mapping of a portion of the DIT (that corresponding to a naming context) onto the information tree of a DSA. In addition to the naming context information itself, the DSA's root DSE containing its superior reference (this is not the DSA information tree for a first level DSA), a glue DSE and a DSE representing a reference (either a cross reference or an immediate superior reference) to an immediately superior naming context are also depicted.

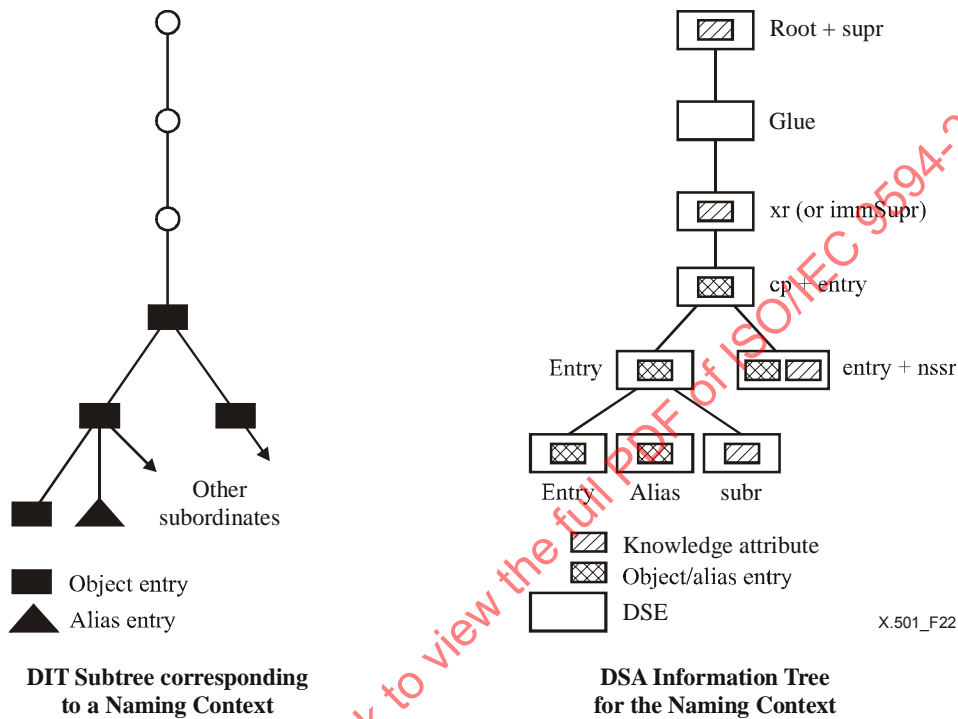


Figure 22 – DSEs for a Naming Context

SECTION 11 – DSA OPERATIONAL FRAMEWORK

25 Overview**25.1 Definitions**

For the purposes of this Directory Specification, the following definitions apply:

25.1.1 cooperative state: With respect to a second DSA, the state of a DSA for which an operational binding instance has been established and has not been terminated.

25.1.2 directory operational framework: Provides the framework from which specific operational models concerned with particular aspects (e.g., shadowing or creating a naming context) of the operation of the components of the Directory (DSAs) may be derived by application of the framework. It factors out common elements which are present in all interactions between Directory components.

25.1.3 non-cooperative state: With respect to a second DSA, the state of a DSA prior to the establishment or after the termination of an operational binding instance.

25.1.4 operational binding: A mutual understanding between two DSAs that, once established, expresses their "agreement" subsequently to engage in some sort of interaction.

25.1.5 operational binding establishment: The process of establishing an operational binding instance.

25.1.6 operational binding instance: An operational binding of a specific type between two DSAs.

25.1.7 operational binding management: The process of establishing, terminating or modifying an instance of an operational binding. This management may be achieved via information exchanges defined by Directory Specifications, via exchanges defined in other Specifications, or by other means.

25.1.8 operational binding modification: The process of modifying an operational binding instance.

25.1.9 operational binding termination: The process of terminating an operational binding instance.

25.1.10 operational binding type: A particular type of operational binding specified for some distinct purpose, that expresses the "agreement" of two DSAs to engage in specific types of interaction (e.g., shadowing).

25.2 Introduction

The Directory Specifications define application protocol information exchanges and associated DSA procedures that define the distributed operation of the Directory. Clauses 25 through 28 define a DSA operational framework which models certain common elements in these information exchanges and procedures.

Two DSAs interact in a cooperative manner because, in addition to their technical capacity to exchange information and perform procedures associated with these exchanges, each has been configured to accept certain interactions with the other.

These clauses are concerned with the expression of a common framework for the specification of the structure of the elements of the cooperation between two DSAs.

One objective of this framework is that it be sufficiently general to account for all of the forms of DSA cooperation to be defined in this and future editions of the Directory Specifications. The framework is used within the Directory Specifications to define shadowing and hierarchical operational binding types.

26 Operational bindings**26.1 General**

This clause is concerned with the definition of a general framework, the DSA operational framework, within which the specification of the nature of the cooperative interactions of components of the Directory (DSAs) may be structured in order to achieve a commonly agreed objective.

The general framework factors out common features which characterize all interactions between DSAs. By applying the DSA operational framework to specific aspects of cooperative interaction between DSAs, the resulting specifications will be both concise and consistent so that the overall number of mechanisms a DSA shall support will be reduced.

The mutual understanding between two DSAs that, once established, expresses their "agreement" subsequently to engage in some sort of interaction is termed an *operational binding*. Two DSAs may share as many operational binding instances of a specific type as are required.

The DSA operational framework provides a common approach to the definition of an *operational binding type*. An operational binding type is a particular type of operational binding specified for some distinct purpose, that expresses the "agreement" of two DSAs to engage in specific types of interaction (e.g., shadowing). This interaction allows operations from a well-defined set to be invoked by one or the other party to the agreement.

Two particular DSAs that have reached such an "agreement" share an operational binding instance of a specific operational binding type. They are said to be in the *cooperative state* of that instance of an operational binding type.

Prior to the establishment or after the termination of an operational binding instance, two DSAs are said to be in the *non-cooperative state*.

Operational binding management is the process of establishing, terminating or modifying an instance of an operational binding. This management may be achieved via information exchanges defined by Directory Specifications, via exchanges defined in other Specifications, or by other means.

These general concepts are depicted in Figure 23.

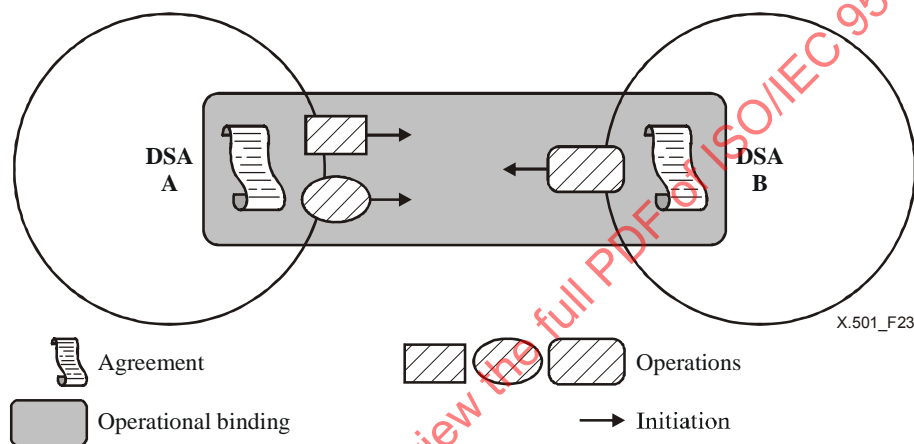


Figure 23 – An operational binding

26.2 Application of the operational framework

The application of the DSA operational framework to define an operational binding type is concerned with the following basic elements:

- two DSAs;
- an "agreement" of the service that one DSA will provide to another DSA;
- a set of one or more operations, together with the accompanying procedures a DSA shall follow, through which the service can be realized;
- a specification of the DSA interactions needed to manage the agreement.

The relationship of these basic elements is expressed by an operational binding. An operational binding comprises the set of these basic elements that are involved to represent the abstract agreement in technical terms. It represents the environment, governed by an "agreement", in which one DSA provides a defined service to the other (and vice versa).

26.2.1 Two DSAs

The DSA operational framework provides a structure within which the interaction of one DSA with another and the procedures they consequently execute may be specified.

The two DSAs may each play an identical role in the operational binding, in which case both DSAs may manage the operational binding, both DSAs may invoke the same operations on each other, and both DSAs are constrained to follow the same set of procedures. This is termed a symmetric operational binding.

Alternatively, each DSA may play a different role in the operational binding, so that different sets of operations and procedures apply to each DSA. Either or both of the DSAs may be involved in managing the operational binding. This is termed an asymmetric operational binding.

26.2.2 The agreement

An "agreement" is a mutual understanding reached between the administrative authorities of two DSAs about a service that shall be provided by one DSA to the other (and/or vice versa). The "agreement" is initially negotiated by the administrative authorities of the DSAs by means outside of the scope of the Directory Specifications.

Parameters of this "agreement" can be formalized by the recording in a DSA of an ASN.1 data type for use in a protocol exchange in the management of the operational binding. In this way, both DSAs reach a mutual understanding of the service that each is providing to the other.

26.2.3 Operations

Operations are the basic medium that DSAs use to interact. A pair of DSAs will pass on one or more operations between themselves, in order to provide the agreed-to service.

Whilst a DSA may be technically capable of supporting a large number of operations, it may only be willing to cooperate with another DSA in the processing of a small number of these operations, or in the processing of operations that only have particular values set for certain parameters.

The definition of an operational binding type requires the enumeration of the operations that can be exchanged. It also allows restrictions to be placed on the values of parameters defined within the operations.

26.2.4 Management of the agreement

The framework provides generic operations for managing an instance of an operational binding. These operations provide for the establishment, modification and termination of an operational binding.

The application of the framework to the specification of a particular operational binding type requires the initiator of each of the three management operations to be specified and also requires the procedures to be defined for each of establishment, modification and termination. Whenever a management operation is applied to an operational binding of the specified type, the DSA shall follow the corresponding procedure.

26.3 States of cooperation

The generic operational model defines two states of cooperation, as governed by an instance of a particular operational binding type, between two DSAs as seen by one DSA with respect to the other DSA and three transitions between these states. Each identified instance of an operational binding type shared by two DSAs has its own states of cooperation. The states of cooperation are:

- a) *Non-cooperative state*: A particular identified instance of an operational binding type has not been established or has been terminated between the two DSAs. The interaction between the two DSAs (with respect to the identified instance of an operational binding type) is not defined. A DSA contacted by another with whom it is in a non-cooperative state may, for example, refuse to engage in any interaction at all, or it may be prepared to service the request.
- b) *Cooperative state*: There is an instance of an operational binding of the type in question between the two DSAs. Their cooperative behaviour is governed by the definition of the operational binding type and its specific parameters and associated procedures.

The transitions between these two states of cooperation may be invoked in two ways: by standardized protocol interactions or by other means.

The interactions between two DSAs to manage an instance of an operational binding (e.g., to establish and terminate a shadowing agreement) are distinct from their potential interactions as governed by the binding (e.g., the interaction to update a unit of replication).

The state transitions are as follows:

- a) The *establishment* transition creates an instance of an operational binding of a particular type between two DSAs, resulting in the movement from the non-cooperative to the cooperative state.
- b) The *termination* transition destroys an instance of an operational binding of a particular type between two DSAs, resulting in the movement from the cooperative to the non-cooperative state.
- c) The *modification* transition modifies the parameters of an instance of an operational binding between two DSAs, resulting in the movement from the cooperative state to the cooperative state.

These generic states and transitions are illustrated in Figure 24.

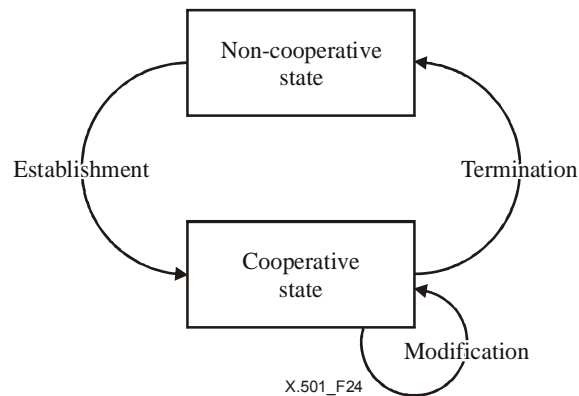


Figure 24 – States of cooperation

27 Operational binding specification and management

27.1 Operational binding type specification

When applying the framework to define a specific type of operational binding, the following characteristics of the type shall be specified:

a) *Symmetry*

A specification of the respective roles of the DSAs that are party to the operational binding.

Operational bindings may be symmetric, in which case the role of one DSA is interchangeable with the other and both DSAs exhibit the same external interactions. They may also be asymmetric, in which case each DSA plays a distinct role and both DSAs exhibit different external interactions. In this latter case, the Directory operational framework distinguishes the two abstract roles as "ROLE-A" and "ROLE-B".

Each of the abstract roles "ROLE-A" and "ROLE-B" have to be associated with a concrete role with defined semantics (e.g., "ROLE-A" as shadow supplier, "ROLE-B" as shadow consumer).

b) *Agreement*

A definition of the semantics and representation of the components of the "agreement". This information parameterizes the specific instance of an operational binding between two DSAs.

c) *Initiator*

A definition which of the two abstract roles "ROLE-A" and "ROLE-B" is allowed to initiate the establishment, modification or termination of an operational binding of this type.

d) *Management procedures*

A set of procedures that a DSA shall follow when the operational binding of this type is established, modified or terminated.

e) *Type identification*

This identifies the type of DSA interaction that is determined by the operational binding. These identifiers are object identifier values.

f) *Application-contexts, operations and procedures*

This identifies the set of application-contexts whose operations (or a subset thereof) may be employed during the cooperative phase of the operational binding.

For each operation referenced by the operational binding type, a description of the procedures to be followed by a DSA if the operation is invoked is required (this may be done by reference to another part of these Directory Specifications).

For those operational bindings that are to be managed using the generic operational binding management operations provided in this clause, the binding type shall be specified using the three information object classes **OPERATIONAL-BINDING**, **OP-BINDING-COOP** and **OP-BIND-ROLE** defined in this clause.

27.2 Operational binding management

In general, the management of an operational binding requires initially the establishment of an operational binding instance. This may optionally be followed by one or more modifications to some or all of the parameters of the initial agreement, and finally may involve the termination of the operational binding instance. The precise details of how an instance may be managed are defined during the definition of the operational binding type. This type definition requires the specification of:

- a) the initiator of each of the management operations (this can be either, both, or neither of the two DSAs);
- b) the parameters for each of the management operations; and
- c) the procedures that each DSA shall follow for each of the management operations.

During the establishment of an operational binding instance, an operational binding instance identifier (binding **id**) is created. This identifier, when combined with the distinguished names of the two DSAs involved in the operational binding, will form a unique identifier for the binding instance. All management operations subsequent to the establishment of the operational binding instance will use the binding **id** to identify which operational binding instance is being modified or terminated.

The initiator of the establish operation always transfers the parameters of the "agreement" to the second DSA. In addition, the initiator may also transfer some establishment parameters which are specific to its role in the operational binding. If the responding DSA is willing to enter into the operational binding, it may return in the result establishment parameters which are specific to its role. If the responding DSA is unwilling to enter into the operational binding, it shall return an error, which may optionally contain an agreement with a revised set of parameters. This is depicted in Figure 25 in the case where Role A and in Figure 26 in the case where Role B is the initiator of the establish operation.

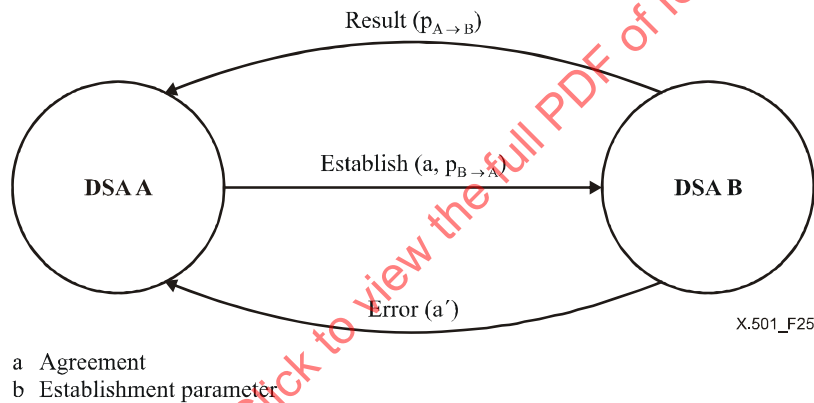


Figure 25 – DSA with Role A initiating establishment

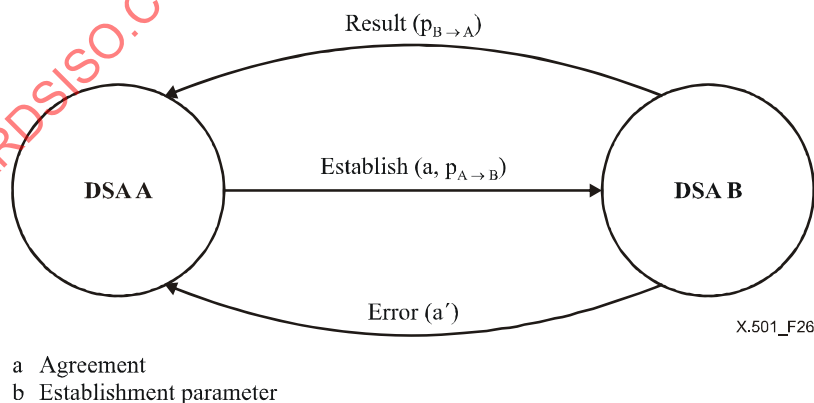


Figure 26 – DSA with Role B initiating establishment

27.3 Operational binding specification templates

For the definition of a specific type of operational binding, the following three ASN.1 information object classes may be used as templates. They allow those parts of the operational binding type that can be formalized to be specified by the use of ASN.1. Other aspects of the operational binding type, such as the procedures a DSA has to follow when an

operational binding is established or terminated, have to be specified by some other means (this can be done in a manner similar to the informal description of the DSA procedures during the name resolution process described in ITU-T Rec. X.518 | ISO/IEC 9594-4).

27.3.1 Operational binding information object class

```

OPERATIONAL-BINDING ::= CLASS {
    &Agreement,
    &Cooperation                OP-BINDING-COOP,
    &both                        OP-BIND-ROLE OPTIONAL,
    &roleA                       OP-BIND-ROLE OPTIONAL,
    &roleB                       OP-BIND-ROLE OPTIONAL,
    &id                          OBJECT IDENTIFIER UNIQUE }
WITH SYNTAX {
    AGREEMENT                   &Agreement
    APPLICATION CONTEXTS        &Cooperation
    [ SYMMETRIC                  &both ]
    [ ASYMMETRIC
      [ ROLE-A                   &roleA ]
      [ ROLE-B                   &roleB ] ]
    ID                          &id }

```

The **OPERATIONAL-BINDING** information object class serves as a specification template for an operational binding type. A variable notation is defined for this class to simplify its use as a template. The correspondence between the definition of an operational binding type and the fields of the variable notation is as follows:

- The ASN.1 type of the agreement parameter that is used for this type of operational binding is that referenced by the **AGREEMENT** field.
- The application contexts and the operations of these application-contexts that are employed within the cooperation phase of an operational binding instance of the defined type are those enumerated following the **APPLICATION-CONTEXTS** field. All operations of a listed application-context are selected unless the optional **APPLIES TO** field is present and followed by a list of references to operations that are selected from the application context. This list is an object class set composed of instances of the **OPERATION** information object class.
- The class of the operational binding is defined by the **SYMMETRIC** or **ASYMMETRIC** fields. In the case of a symmetric operational binding, the term **SYMMETRIC** is followed by a single information object of class **OP-BIND-ROLE** that is valid for both roles of the operational binding. In the case of an asymmetric operational binding, the term **ASYMMETRIC** is followed by two information objects of class **OP-BIND-ROLE**, one referenced by the subfield **ROLE-A** and the other by **ROLE-B**.
- The object identifier value that serves to identify this type of operational binding is defined by the **ID** field.

27.3.2 Operational binding cooperation information object class

```

OP-BINDING-COOP ::= CLASS {
    &applContext                APPLICATION-CONTEXT,
    &Operations                 OPERATION OPTIONAL }
WITH SYNTAX {
    &applContext
    [ APPLIES TO               &Operations ] }

```

The **OP-BINDING-COOP** information object class serves as a specification template for the identification of the operations of a named application context, some aspect of which is determined by the operational binding. An instance of this class is meaningful only within the context of a particular operational binding type. A variable notation is defined for this class to simplify its use as a template. The correspondence between the definition of an operational binding type and the fields of the variable notation is as follows:

- The **applContext** field identifies an application context, some or all of whose operations are in some way determined by an operational binding.
- The **APPLIES TO** field, if present, identifies the particular operations to which the operational binding applies. If the field is absent, the operational binding applies to all the operations of the application-context.

27.3.3 Operational binding role information object class

```

OP-BIND-ROLE ::= CLASS {
    &establish                BOOLEAN   DEFAULT FALSE,
    &EstablishParam          OPTIONAL,
    &modify                  BOOLEAN   DEFAULT FALSE,
    &ModifyParam            OPTIONAL,
    &terminate               BOOLEAN   DEFAULT FALSE,
    &TerminateParam        OPTIONAL }
WITH SYNTAX {
    [ ESTABLISHMENT-INITIATOR    &establish ]
    [ ESTABLISHMENT-PARAMETER   &EstablishParam ]
    [ MODIFICATION-INITIATOR    &modify ]
    [ MODIFICATION-PARAMETER   &ModifyParam ]
    [ TERMINATION-INITIATOR     &terminate ]
    [ TERMINATION-PARAMETER     &TerminateParam ] }

```

The **OP-BIND-ROLE** information object class serves as a specification template for roles of an operational binding type. An instance of this class is meaningful only within the context of a particular operational binding type. A variable notation is defined for this class to simplify its use as a template. The correspondence between the definition of an operational binding role and the fields of the variable notation is as follows:

- a) The **ESTABLISHMENT INITIATOR** field indicates whether the DSA assuming the defined role may initiate the establishment of an operational binding of a particular type.
- b) The **ESTABLISHMENT PARAMETER** field defines the ASN.1 type exchanged by a DSA assuming the defined role when an instance of the operational binding type is established.
- c) The **MODIFICATION INITIATOR** field indicates whether the DSA assuming the defined role may initiate the modification of an operational binding of a particular type.
- d) The **MODIFICATION PARAMETER** field defines the ASN.1 type exchanged by a DSA assuming the defined role when an instance of the operational binding type is modified.
- e) The **TERMINATION INITIATOR** field indicates whether the DSA assuming the defined role may terminate the establishment of an operational binding of a particular type.
- f) The **TERMINATION PARAMETER** field defines the ASN.1 type exchanged by a DSA assuming the defined role when an instance of the operational binding type is terminated.

28 Operations for operational binding management

This clause defines a set of operations that can be used to establish, modify and terminate operational bindings of various types. These operations are generic in the way that they can be used to manage operational bindings of any type. The specification of these operations makes use of the definitions provided for a certain type of operational binding by application of the **OPERATIONAL-BINDING** information object class template.

NOTE – By using this facility, arbitrary types of operational bindings may be managed. These operations (together with the associated application-context) provide a means of extensibility concerning DSA interactions. New types of operational bindings may be defined in the future which extend the functionality that is provided between DSAs.

28.1 Application-context definition

The set of operations for managing operational binding instances can be used for the definition of an application-context in the following two ways:

- 1) An application-context may be constructed containing only the operations for operational binding management. An application-context for generic operational binding management is defined in ITU-T Rec. X.519 | ISO/IEC 9594-5.
The operations that may be exchanged during the cooperative phase of the operational binding form one or more separate application-contexts.
- 2) The set of operations can be imported into the module used to define a specific application-context. The operational binding management operations can then be used together with the operations of the cooperative phase within a single application-context.

NOTE – The first approach is useful in the case where a specialized component of a DSA wants to use an association solely for managing the set of operational bindings of that DSA, and it is not prepared to accept any of the operations defined for the cooperative phase (e.g., Update Shadow).

28.2 Establish Operational Binding operation

The Establish Operational Binding operation allows establishment of an operational binding instance of a predefined type, between two DSAs. This is achieved through the transfer of the establishment parameters and the terms of agreement which were defined in the definition of the operational binding type. The arguments of the operation may be signed (see 17.3) by the requestor. If so requested, the responder may sign the results.

In the case of a symmetrical operational binding, either of the two DSAs may take the initiative to establish an operational binding instance of the predefined type.

In the case of an asymmetrical operational binding, either the DSA assuming "ROLE-A" or "ROLE-B" establishes the operational binding, depending on the specific definition of the operational binding type.

```

establishOperationalBinding OPERATION ::= {
  ARGUMENT      EstablishOperationalBindingArgument
  RESULT       EstablishOperationalBindingResult
  ERRORS      {operationalBindingError | securityError}
  CODE        id-op-establishOperationalBinding
}

```

```

EstablishOperationalBindingArgument ::= OPTIONALLY-PROTECTED-SEQ { SEQUENCE {
  bindingType      [0] OPERATIONAL-BINDING.&id ({OpBindingSet}),
  bindingID       [1] OperationalBindingID OPTIONAL,
  accessPoint    [2] AccessPoint,
  -- symmetric, Role A initiates, or Role B initiates --
  initiator CHOICE {
    symmetric      [3] OPERATIONAL-BINDING.&both.&EstablishParam
                       ({OpBindingSet}{@bindingType}),
    roleA-initiates [4] OPERATIONAL-BINDING.&roleA.&EstablishParam
                       ({OpBindingSet}{@bindingType}),
    roleB-initiates [5] OPERATIONAL-BINDING.&roleB.&EstablishParam
                       ({OpBindingSet}{@bindingType}) } OPTIONAL,
  agreement      [6] OPERATIONAL-BINDING.&Agreement
                       ({OpBindingSet}{@bindingType}),
  valid          [7] Validity DEFAULT { },
  securityParameters [8] SecurityParameters OPTIONAL } }

```

```

OpBindingSet OPERATIONAL-BINDING ::= {
  shadowOperationalBinding |
  hierarchicalOperationalBinding |
  nonSpecificHierarchicalOperationalBinding
}

```

```

OperationalBindingID ::= SEQUENCE {
  identifier INTEGER,
  version    INTEGER
}

```

The component **bindingType** states which type of operational binding is to be established. Operational binding types are defined by the use of the **OPERATIONAL-BINDING** information object class template which assigns an object identifier value to the operational binding type. The **bindingType** is taken from the **ID** field of one of the instances of an operational binding type referenced by **OpBindingSet**. This set is a parameter of **EstablishOperationalBindingArgument**, a parameterized type.

The initiating DSA may assign an identification to the operational binding instance via the **bindingID** component. If **bindingID** is absent within the operation argument, the responding DSA shall assign an ID to the operational binding instance and return it in the **bindingID** component of the **establishOperationalBindingResult**. In either case, when establishing an operational binding, both the **identifier** and **version** components of the **OperationalBindingID** value shall be assigned and issued by the DSA making the assignment.

The component **accessPoint** specifies the access point of the initiator for subsequent interactions.

The role that the DSA issuing the Establish Operational Binding operation assumes is indicated by the **CHOICE** type with the options **symmetric**, **roleA-initiates**, and **roleB-initiates**. The **CHOICE** option governs the particular establishment parameters employed by the initiating and responding DSAs. The semantics of the roles are defined as part of the definition of the operational binding type. The ASN.1 type of the **CHOICE** is determined by the **ESTABLISHMENT PARAMETER** of the initiator's **OP-BIND-ROLE** information object class template. The **CHOICE** type is omitted if establishment of the operational binding type requires no establishment parameter from the initiator.

The component **agreement** contains the terms of agreement governing the operational binding instance. Its actual content depends on the type of operational binding to be established. The ASN.1 type for this parameter is defined by the **AGREEMENT** field of the **OPERATIONAL-BINDING** information object class template of the operational binding type.

The duration that the operational binding instance shall exist is defined in **valid**. The starting time of the existence of the operational binding instance is specified in **validFrom** and the time that the operational binding instance is terminated is given in **validUntil**.

```
Validity ::= SEQUENCE {
    validFrom [0] CHOICE {
        now [0] NULL,
        time [1] Time } DEFAULT now : NULL,
    validUntil [1] CHOICE {
        explicitTermination [0] NULL,
        time [1] Time } DEFAULT explicitTermination : NULL }
```

```
Time ::= CHOICE {
    utcTime UTCTime,
    generalizedTime GeneralizedTime }
```

Before a value of **Time** is used in any comparison operation and if the syntax of **Time** has been chosen as the **UTCTime** type, the value of the two-digit year field shall be rationalized into a four-digit year value as follows:

- If the 2-digit value is 00 through 49 inclusive, the value shall have 2000 added to it.
- If the 2-digit value is 50 through 99 inclusive, the value shall have 1900 added to it.

The use of **GeneralizedTime** may prevent interworking with implementations unaware of the possibility of choosing either **UTCTime** or **GeneralizedTime**. It is the responsibility of those specifying the domains in which this Directory Specification will be used, e.g., profiling groups, as to when the **GeneralizedTime** may be used. In no case shall **UTCTime** be used for representing dates beyond 2049.

If the Establish Operational Binding operation succeeds, the following result is returned and, may be signed (see 17.3) by the responder.

```
EstablishOperationalBindingResult ::= OPTIONALLY-PROTECTED-SEQ { SEQUENCE {
    bindingType [0] OPERATIONAL-BINDING.&id ({OpBindingSet}),
    bindingID [1] OperationalBindingID OPTIONAL,
    accessPoint [2] AccessPoint,
    -- symmetric, Role A replies, or Role B replies --
    initiator CHOICE {
        symmetric [3] OPERATIONAL-BINDING.&both.&EstablishParam
            ({OpBindingSet}@bindingType),
        roleA-replies [4] OPERATIONAL-BINDING.&roleA.&EstablishParam
            ({OpBindingSet}@bindingType),
        roleB-replies [5] OPERATIONAL-BINDING.&roleB.&EstablishParam
            ({OpBindingSet}@bindingType) } OPTIONAL,
    COMPONENTS OF CommonResultsSeq }
```

The **bindingType** component is contained within the result to indicate the type of operational binding for use within the **CHOICE** element. Its value is the same as that provided by the establishment initiator and is taken from the **ID** field of one of the instances of an operational binding type referenced by **OpBindingSet**. This set is a parameter of **EstablishOperationalBindingResult**, a parameterized type.

The identification of the established operational binding instance may be returned in **bindingID**. It shall be used to identify this operational binding instance in any subsequent Modify or Terminate Operational Binding operation, and may be used in any other operation that is executed within the cooperative phase of the established operational binding instance.

The component **accessPoint** specifies the access point of the responder for subsequent interactions.

The initiating DSA may assign an identification to the operational binding instance via the **bindingID** component. If **bindingID** is absent within the operation argument, the responding DSA shall assign an ID to the operational binding instance and return it in the **bindingID** component of the **establishOperationalBindingResult**.

The role that the DSA replying to the Establish Operational Binding operation assumes is indicated by the **CHOICE** type with the options **symmetric**, **roleA-initiates** and **roleB-initiates**. The semantics of the roles are defined as part of the definition of the operational binding type. The ASN.1 type of the **CHOICE** is determined by the **ESTABLISHMENT**

PARAMETER of the responder's **OP-BIND-ROLE** information object class template. The **CHOICE** type is omitted if establishment of the operational binding type requires no establishment parameter from the responder.

28.3 Modify Operational Binding operation

The Modify Operational Binding operation is used to modify an established operational binding. The right to modify is indicated by the **MODIFICATION INITIATOR** field(s) within the definition of the operational binding type using the **OP-BIND-ROLE** and **OPERATIONAL-BINDING** information object class templates.

The components of an operational binding that can be modified are the content of the agreement for the operational binding and its period of validity. Further, a modification parameter can be specified by the initiating role. The arguments of the operation may be signed (see 17.3) by the requestor. If so requested, the responder may sign the result.

```

modifyOperationalBinding OPERATION ::= {
  ARGUMENT      ModifyOperationalBindingArgument
  RESULT        ModifyOperationalBindingResult
  ERRORS        { operationalBindingError | securityError }
  CODE          id-op-modifyOperationalBinding }

```

```

ModifyOperationalBindingArgument ::= OPTIONALLY-PROTECTED-SEQ { SEQUENCE {
  bindingType      [0] OPERATIONAL-BINDING.&id ({OpBindingSet}),
  bindingID        [1] OperationalBindingID,
  accessPoint     [2] AccessPoint OPTIONAL,
  -- symmetric, Role A initiates, or Role B initiates --
  initiator CHOICE {
    symmetric      [3] OPERATIONAL-BINDING.&both.&ModifyParam
      ({OpBindingSet}{@bindingType}),
    roleA-initiates [4] OPERATIONAL-BINDING.&roleA.&ModifyParam
      ({OpBindingSet}{@bindingType}),
    roleB-initiates [5] OPERATIONAL-BINDING.&roleB.&ModifyParam
      ({OpBindingSet}{@bindingType}) } OPTIONAL,
  newBindingID    [6] OperationalBindingID,
  newAgreement    [7] OPERATIONAL-BINDING.&Agreement
      ({OpBindingSet}{@bindingType}) OPTIONAL,
  valid           [8] Validity OPTIONAL,
  securityParameters [9] SecurityParameters OPTIONAL } }

```

The component **bindingType** states which type of operational binding is to be modified. The **bindingType** is taken from the **ID** field of one of the instances of an operational binding type referenced by **OpBindingSet**. This set is a parameter of **ModifyOperationalBindingArgument**, a parameterized type.

The identification of the operational binding instance to be modified is given by **bindingID**. The revised identifier of the operational binding instance is given by **newBindingID**. The **version** component of **newBindingID** shall be greater than that of **bindingID**.

The optional component **accessPoint** is present if the initiator's access point for subsequent interactions is to be changed.

The role that the DSA issuing the Modify Operational Binding operation assumes is indicated by the **CHOICE** type with the options **symmetric**, **roleA-initiates** and **roleB-initiates**. The semantics of the roles are defined as part of the definition of the operational binding type. The ASN.1 type of the **CHOICE** is determined by the **MODIFICATION PARAMETER** of the initiator's **OP-BIND-ROLE** information object class template. The **CHOICE** type is omitted if modification of the operational binding type requires no modification parameter from the initiator.

The component **newAgreement**, if present, contains the modified terms of agreement governing the operational binding instance. The ASN.1 type for this parameter is defined by the **AGREEMENT** field of the **OPERATIONAL-BINDING** information object class template of the operational binding type. If **newAgreement** is not present, the parameters of the agreement are not changed by the operation.

The optional **valid** component may be used to indicate a revised period of validity for the altered agreement. If the **valid** component is absent, the **validFrom** component is presumed to have the value **now** and the **validUntil** component is assumed to be unchanged. If the **validFrom** component is present and refers to an instant of time in the future, the current agreement remains in effect until that time.

If the Modify Operational Binding operation succeeds, the following result is returned and, may be signed (see 17.3) by the responder:

```

ModifyOperationalBindingResult ::= CHOICE {
  null          [0] NULL,

```

```

protected [1]  OPTIONALLY-PROTECTED-SEQ { SEQUENCE {
  newBindingID      OperationalBindingID,
  bindingType       OPERATIONAL-BINDING.&id ({OpBindingSet}),
  newAgreement      OPERATIONAL-BINDING.&Agreement
                    ({OpBindingSet}{@.bindingType}),
  valid             Validity OPTIONAL,
  COMPONENTS OF    CommonResultsSeq } } }

```

It is not possible for the responding DSA to return the modification parameter defined for its role to the modification initiator.

28.4 Terminate Operational Binding operation

The Terminate Operational Binding operation is used to request the termination of an established operational binding instance. The right to request termination is indicated by the **TERMINATION INITIATOR** field(s) within the definition of the operational binding type using the **OP-BIND-ROLE** and **OPERATIONAL-BINDING** information object class templates. The arguments of the operation may be signed (see 17.3) by the requestor. If so requested, the responder may sign the result.

```

terminateOperationalBinding OPERATION ::= {
  ARGUMENT      TerminateOperationalBindingArgument
  RESULT        TerminateOperationalBindingResult
  ERRORS        {operationalBindingError | securityError}
  CODE          id-op-terminateOperationalBinding }

```

```

TerminateOperationalBindingArgument ::= OPTIONALLY-PROTECTED-SEQ { SEQUENCE {
  bindingType      [0]  OPERATIONAL-BINDING.&id ({OpBindingSet}),
  bindingID       [1]  OperationalBindingID,
  -- symmetric, Role A initiates, or Role B initiates --
  initiator        CHOICE {
    symmetric      [2]  OPERATIONAL-BINDING.&both.&TerminateParam
                        ({OpBindingSet}{@bindingType}),
    roleA-initiates [3]  OPERATIONAL-BINDING.&roleA.&TerminateParam
                        ({OpBindingSet}{@bindingType}),
    roleB-initiates [4]  OPERATIONAL-BINDING.&roleB.&TerminateParam
                        ({OpBindingSet}{@bindingType}) } OPTIONAL,
  terminateAt     [5]  Time OPTIONAL,
  securityParameters [6] SecurityParameters OPTIONAL } }

```

The component **bindingType** states which type of operational binding is to be terminated. The **bindingType** is taken from the **ID** field of one of the instances of an operational binding type referenced by **OpBindingSet**. This set is a parameter of **TerminateOperationalBindingArgument**, a parameterized type.

The identification of the operational binding instance to be terminated is given by **bindingID**. The **version** component present in the **bindingID** is ignored.

The role that the DSA issuing the Terminate Operational Binding operation assumes is indicated by the **CHOICE** type with the options **symmetric**, **roleA-initiates** and **roleB-initiates**. The semantics of the roles are defined as part of the definition of the operational binding type. The ASN.1 type of the **CHOICE** is determined by the **TERMINATION PARAMETER** of the initiator's **OP-BIND-ROLE** information object class template. The **CHOICE** type is omitted if termination of the operational binding type requires no termination parameter from the initiator.

If the operational binding is not to be terminated immediately, a delayed termination time can be defined in **terminateAt**.

If the Terminate Operational Binding operation succeeds, the following result is returned and, may be signed (see 17.3) by the responder:

```

TerminateOperationalBindingResult ::= CHOICE {
  null          [0]  NULL,
  protected    [1]  OPTIONALLY-PROTECTED-SEQ { SEQUENCE {
    bindingID      OperationalBindingID,
    bindingType    OPERATIONAL-BINDING.&id ({OpBindingSet}),
    terminateAt    GeneralizedTime OPTIONAL,
    COMPONENTS OF CommonResultsSeq } } }

```

It is not possible for the responding DSA to return the termination parameter defined for its role to the termination initiator.

28.5 Operational Binding Error

An Operational Binding Error reports a problem related to the usage of operations for management of operational bindings. The parameter of the *error* may be signed (see 17.3) by the responder.

```
operationalBindingError ERROR ::= {
    PARAMETER      OPTIONALLY-PROTECTED-SEQ { OpBindingErrorParam }
    CODE           id-err-operationalBindingError }

OpBindingErrorParam ::= SEQUENCE {
    problem          [0]  ENUMERATED {
        invalidID          (0),
        duplicateID        (1),
        unsupportedBindingType (2),
        notAllowedForRole  (3),
        parametersMissing  (4),
        roleAssignment      (5),
        invalidStartTime    (6),
        invalidEndTime      (7),
        invalidAgreement    (8),
        currentlyNotDecidable (9),
        modificationNotAllowed (10) },
    bindingType       [1]  OPERATIONAL-BINDING.&id ({OpBindingSet}) OPTIONAL,
    agreementProposal [2]  OPERATIONAL-BINDING.&Agreement
        ({OpBindingSet}{@bindingType}) OPTIONAL,
    retryAt          [3]  Time OPTIONAL,
    COMPONENTS OF   CommonResultsSeq }
```

The values of **problem** have the following meanings:

- a) **invalidID**: The operational binding ID given in the request is not known by the receiving DSA or is in the wrong state for the requested operation.
- b) **duplicateID**: The operational binding ID given in the establishment request already exists at the responder. This may be caused by a prior attempt to establish an operational binding instance when the result was lost and initiator has repeated the establishment request.
- c) **unsupportedBindingType**: The requested operational binding type is not supported by the DSA.
- d) **notAllowedForRole**: A management operation on the operational binding instance has been requested which is not allowed for the role that the requestor plays (e.g., a Terminate Operational Binding operation has been issued by a DSA that takes a role which is not allowed to initiate the termination of the operational binding instance).
- e) **parametersMissing**: Any required establishment or termination parameters that are defined for the type of operational binding are missing.
- f) **roleAssignment**: The requested role assignment for an asymmetric operational binding instance has not been accepted.
- g) **invalidStartTime**: The specified starting time for the operational binding instance has not been accepted.
- h) **invalidEndTime**: The specified termination time for the operational binding instance has not been accepted.
- i) **invalidAgreement**: The terms of agreement for the requested operational binding instance have not been accepted. The terms of agreement that would be accepted by the responding DSA can be returned in **agreementProposal**.
- j) **currentlyNotDecidable**: The DSA is not able to decide on-line about the establishment or modification of the requested operational binding instance. A time when the request should be repeated can be given in **retryAt**.
- k) **modificationNotAllowed**: The Modify Operational Binding operation is rejected since modification is not permitted for this binding instance.

The **bindingType** component shall be the same as that transmitted by the invoker of the failed operational binding management operation.

The **agreementProposal** component shall only be used in response to an **EstablishOperationalBinding** request to propose a revised set of agreement parameters as described in 28.2.

The **retryAt** component shall be used only in conjunction with the **problem** value **currentlyNotDecidable** to indicate a time when the **EstablishOperationalBinding** or **ModifyOperationalBinding** request should be retried.

The **CommonResultsSeq** component (see 7.4 of ITU-T Rec. X.511 | ISO/IEC 9594-3) includes **SecurityParameters**. The **SecurityParameters** component (see 7.10 of ITU-T Rec. X.511 | ISO/IEC 9594-3) shall be included in the **CommonResultsSeq** if the parameter of the error is to be signed by the responder.

28.6 Operational Binding Management Bind and Unbind

The DSA Operational Binding Management Bind and DSA Operational Binding Management UnBind operations, defined in 28.6.1 and 28.6.2, are used by a DSA at the beginning and end of a particular period of operational binding management activity.

Protection for the **dSAOperationalBindingManagementBind** and **dSAOperationalBindingManagementUnbind** shall be equivalent to the protection applied to the **DSABind** and **DSAUnbind** operations.

28.6.1 DSA Operational Binding Management Bind

A DSA Operational Binding Management Bind operation is used to begin a period of operational binding management.

dSAOperationalBindingManagementBind OPERATION ::= directoryBind

The components of the **dSAOperationalManagementBind** are identical to their counterparts in **directoryBind** (see ITU-T Rec. X.511 | ISO/IEC 9594-3) with the following differences.

28.6.1.1 Initiator Credentials

The **Credentials** of the **DirectoryBindArgument** allows information identifying the AE-Title of the initiating DSA to be sent to the responding DSA. The AE-title shall be in the form of a Directory Distinguished Name.

28.6.1.2 Responder Credentials

The **Credentials** of the **DirectoryBindResult** allows information identifying the AE-Title of the responding DSA to be sent to the initiating DSA. The AE-title shall be in the form of a Distinguished Name.

28.6.2 DSA Operational Binding Management Unbind

The unbinding at the end a period of providing operational binding management is for the OSI environment specified in 7.6.4 and 7.6.5 of ITU-T Rec. X.519 | ISO/IEC 9594-5 and for the TCP/IP environment in 9.2.2 of ITU-T Rec. X.519 | ISO/IEC 9594-5.

Annex A

Object identifier usage

(This annex forms an integral part of this Recommendation | International Standard)

This annex documents the upper reaches of the object identifier subtree in which all of the object identifiers assigned in the Directory Specifications reside. It does so by providing an ASN.1 module called **UsefulDefinitions** in which all non-leaf nodes in the subtree are assigned names.

UsefulDefinitions {joint-iso-itu-t ds(5) module(1) usefulDefinitions(0) 6}

DEFINITIONS ::=

BEGIN

-- EXPORTS All --

-- The types and values defined in this module are exported for use in the other ASN.1 modules contained
-- within the Directory Specifications, and for the use of other applications which will use them to access
-- Directory services. Other applications may use them for their own purposes, but this will not constrain
-- extensions and modifications needed to maintain or improve the Directory service.

ID ::= OBJECT IDENTIFIER

ds ID ::= {joint-iso-itu-t ds(5)}

-- categories of information object --

module	ID ::=	{ds 1}	
serviceElement	ID ::=	{ds 2}	
applicationContext	ID ::=	{ds 3}	
attributeType	ID ::=	{ds 4}	
attributeSyntax	ID ::=	{ds 5}	
objectClass	ID ::=	{ds 6}	
-- attributeSet	<i>ID ::=</i>	<i>{ds 7}</i>	
algorithm	ID ::=	{ds 8}	
abstractSyntax	ID ::=	{ds 9}	
-- object	<i>ID ::=</i>	<i>{ds 10}</i>	
-- port	<i>ID ::=</i>	<i>{ds 11}</i>	
dsaOperationalAttribute	ID ::=	{ds 12}	
matchingRule	ID ::=	{ds 13}	
knowledgeMatchingRule	ID ::=	{ds 14}	
nameForm	ID ::=	{ds 15}	
group	ID ::=	{ds 16}	
subentry	ID ::=	{ds 17}	
operationalAttributeType	ID ::=	{ds 18}	
operationalBinding	ID ::=	{ds 19}	
schemaObjectClass	ID ::=	{ds 20}	
schemaOperationalAttribute	ID ::=	{ds 21}	
administrativeRoles	ID ::=	{ds 23}	
accessControlAttribute	ID ::=	{ds 24}	
- rosObject	<i>ID ::=</i>	<i>{ds 25}</i>	
- contract	<i>ID ::=</i>	<i>{ds 26}</i>	
-- package	<i>ID ::=</i>	<i>{ds 27}</i>	
accessControlSchemes	ID ::=	{ds 28}	
certificateExtension	ID ::=	{ds 29}	
managementObject	ID ::=	{ds 30}	
attributeValueContext	ID ::=	{ds 31}	
-- securityExchange	<i>ID ::=</i>	<i>{ds 32}</i>	
idmProtocol	ID ::=	{ds 33}	
problem	ID ::=	{ds 34}	
notification	ID ::=	{ds 35}	
matchingRestriction	ID ::=	{ds 36}	-- None are currently defined by this -- specification
controlAttributeType	ID ::=	{ds 37}	
keyPurposes	ID ::=	{ds 38}	

-- modules --

usefulDefinitions ID ::= {module usefulDefinitions(0) 6}

informationFramework	ID	::=	{module informationFramework(1) 6}
directoryAbstractService	ID	::=	{module directoryAbstractService(2) 6}
distributedOperations	ID	::=	{module distributedOperations(3) 6}
<i>-- protocolObjectIdentifiers</i>	<i>ID</i>	<i>::=</i>	<i>{module protocolObjectIdentifiers(4) 6}</i>
selectedAttributeTypes	ID	::=	{module selectedAttributeTypes(5) 6}
selectedObjectClasses	ID	::=	{module selectedObjectClasses(6) 6}
authenticationFramework	ID	::=	{module authenticationFramework(7) 6}
algorithmObjectIdentifiers	ID	::=	{module algorithmObjectIdentifiers(8) 6}
directoryObjectIdentifiers	ID	::=	{module directoryObjectIdentifiers(9) 6}
<i>-- upperBounds</i>	<i>ID</i>	<i>::=</i>	<i>{module upperBounds(10) 6}</i>
<i>-- dap</i>	<i>ID</i>	<i>::=</i>	<i>{module dap(11) 6}</i>
<i>-- dsp</i>	<i>ID</i>	<i>::=</i>	<i>{module dsp(12) 6}</i>
distributedDirectoryOIDs	ID	::=	{module distributedDirectoryOIDs(13) 6}
directoryShadowOIDs	ID	::=	{module directoryShadowOIDs(14) 6}
directoryShadowAbstractService	ID	::=	{module directoryShadowAbstractService(15) 6}
<i>-- disp</i>	<i>ID</i>	<i>::=</i>	<i>{module disp(16) 6}</i>
<i>-- dop</i>	<i>ID</i>	<i>::=</i>	<i>{module dop(17) 6}</i>
opBindingManagement	ID	::=	{module opBindingManagement(18) 6}
opBindingOIDs	ID	::=	{module opBindingOIDs(19) 6}
hierarchicalOperationalBindings	ID	::=	{module hierarchicalOperationalBindings(20) 6}
dsaOperationalAttributeTypes	ID	::=	{module dsaOperationalAttributeTypes(22) 6}
schemaAdministration	ID	::=	{module schemaAdministration(23) 6}
basicAccessControl	ID	::=	{module basicAccessControl(24) 6}
directoryOperationalBindingTypes	ID	::=	{module directoryOperationalBindingTypes(25) 6}
certificateExtensions	ID	::=	{module certificateExtensions(26) 6}
directoryManagement	ID	::=	{module directoryManagement(27) 6}
enhancedSecurity	ID	::=	{module enhancedSecurity (28) 6}
<i>-- directorySecurityExchanges</i>	<i>ID</i>	<i>::=</i>	<i>{module directorySecurityExchanges (29) 6}</i>
iDMProtocolSpecification	ID	::=	{module iDMProtocolSpecification(30) 6}
directoryIDMProtocols	ID	::=	{module directoryIDMProtocols(31) 6}
attributeCertificateDefinitions	ID	::=	{module attributeCertificateDefinitions(32) 6}
serviceAdministration	ID	::=	{module serviceAdministration(33) 6}
<i>-- the following definition is for a module that holds externally defined schema elements not defined</i>			
<i>-- using formal ASN.1 notation</i>			
externalDefinitions	ID	::=	{module externalDefinitions(34) 6}
commonProtocolSpecification	ID	::=	{module commonProtocolSpecification (35) 6}
oSIProtocolSpecification	ID	::=	{module oSIProtocolSpecification (36) 6}
directoryOSIProtocols	ID	::=	{module directoryOSIProtocols (37) 6}
<i>-- synonyms --</i>			
id-oc	ID	::=	objectClass
id-at	ID	::=	attributeType
id-as	ID	::=	abstractSyntax
id-mr	ID	::=	matchingRule
id-nf	ID	::=	nameForm
id-sc	ID	::=	subentry
id-oa	ID	::=	operationalAttributeType
id-ob	ID	::=	operationalBinding
id-doa	ID	::=	dsaOperationalAttribute
id-kmr	ID	::=	knowledgeMatchingRule
id-soc	ID	::=	schemaObjectClass
id-soa	ID	::=	schemaOperationalAttribute
id-ar	ID	::=	administrativeRoles
id-aca	ID	::=	accessControlAttribute
id-ac	ID	::=	applicationContext
<i>-- id-rosObject</i>	<i>ID</i>	<i>::=</i>	<i>rosObject</i>
<i>-- id-contract</i>	<i>ID</i>	<i>::=</i>	<i>contract</i>
<i>-- id-package</i>	<i>ID</i>	<i>::=</i>	<i>package</i>
id-acScheme	ID	::=	accessControlSchemes
id-ce	ID	::=	certificateExtension
id-mgt	ID	::=	managementObject
id-avc	ID	::=	attributeValueContext
<i>-- id-se</i>	<i>ID</i>	<i>::=</i>	<i>securityExchange</i>
id-idm	ID	::=	idmProtocol
id-pr	ID	::=	problem
id-not	ID	::=	notification
id-mre	ID	::=	matchingRestriction
id-cat	ID	::=	controlAttributeType
id-kp	ID	::=	keyPurposes

-- obsolete module identifiers --

-- usefulDefinition	ID	::=	{module 0}
-- informationFramework	ID	::=	{module 1}
-- directoryAbstractService	ID	::=	{module 2}
-- distributedOperations	ID	::=	{module 3}
-- protocolObjectIdentifiers	ID	::=	{module 4}
-- selectedAttributeTypes	ID	::=	{module 5}
-- selectedObjectClasses	ID	::=	{module 6}
-- authenticationFramework	ID	::=	{module 7}
-- algorithmObjectIdentifiers	ID	::=	{module 8}
-- directoryObjectIdentifiers	ID	::=	{module 9}
-- upperBounds	ID	::=	{module 10}
-- dap	ID	::=	{module 11}
-- dsp	ID	::=	{module 12}
-- distributedDirectoryObjectIdentifiers	ID	::=	{module 13}

-- unused module identifiers --

-- directoryShadowOIDs	ID	::=	{module 14}
-- directoryShadowAbstractService	ID	::=	{module 15}
-- disp	ID	::=	{module 16}
-- dop	ID	::=	{module 17}
-- opBindingManagement	ID	::=	{module 18}
-- opBindingOIDs	ID	::=	{module 19}
-- hierarchicalOperationalBindings	ID	::=	{module 20}
-- dsaOperationalAttributeTypes	ID	::=	{module 22}
-- schemaAdministration	ID	::=	{module 23}
-- basicAccessControl	ID	::=	{module 24}
-- operationalBindingOIDs	ID	::=	{module 25}

END -- UsefulDefinitions

STANDARDSISO.COM : Click to view the full PDF of ISO/IEC 9594-2:2008

Annex B

Information Framework in ASN.1

(This annex forms an integral part of this Recommendation | International Standard)

This annex provides a summary of all the ASN.1 type, value and macro definitions contained in this Directory Specification. The definitions form the ASN.1 module **InformationFramework**.

InformationFramework {joint-iso-itu-t ds(5) module(1) informationFramework(1) 6}

DEFINITIONS ::=

BEGIN

-- EXPORTS All --

-- The types and values defined in this module are exported for use in the other ASN.1 modules contained
-- within the Directory Specifications, and for the use of other applications which will use them to access
-- Directory services. Other applications may use them for their own purposes, but this will not constrain
-- extensions and modifications needed to maintain or improve the Directory service.

IMPORTS

-- from ITU-T Rec. X.501 | ISO/IEC 9594-2

directoryAbstractService, id-ar, id-at, id-mr, id-nf, id-oa, id-oc, id-sc,
selectedAttributeTypes, serviceAdministration
FROM UsefulDefinitions {joint-iso-itu-t ds(5) module(1) usefulDefinitions(0) 6}

SearchRule
FROM ServiceAdministration serviceAdministration

-- from ITU-T Rec. X.511 | ISO/IEC 9594-3

TypeAndContextAssertion
FROM DirectoryAbstractService directoryAbstractService

-- from ITU-T Rec. X.520 | ISO/IEC 9594-6

booleanMatch, commonName, generalizedTimeMatch,
generalizedTimeOrderingMatch, integerFirstComponentMatch, integerMatch,
integerOrderingMatch, objectIdentifierFirstComponentMatch, UnboundedDirectoryString
FROM SelectedAttributeTypes selectedAttributeTypes ;

-- attribute data types --

Attribute {ATTRIBUTE:SupportedAttributes} ::= SEQUENCE {
 type ATTRIBUTE.&id ({SupportedAttributes}),
 values SET SIZE (0..MAX) OF ATTRIBUTE.&Type ({SupportedAttributes}{@type}),
 valuesWithContext SET SIZE (1..MAX) OF SEQUENCE {
 value ATTRIBUTE.&Type ({SupportedAttributes}{@type}),
 contextList SET SIZE (1..MAX) OF Context } OPTIONAL }

AttributeType ::= ATTRIBUTE.&id

AttributeValue ::= ATTRIBUTE.&Type

Context ::= SEQUENCE {
 contextType CONTEXT.&id ({SupportedContexts}),
 contextValues SET SIZE (1..MAX) OF CONTEXT.&Type ({SupportedContexts}{@contextType}),
 fallback BOOLEAN DEFAULT FALSE }

AttributeValueAssertion ::= SEQUENCE {
 type ATTRIBUTE.&id ({SupportedAttributes}),
 assertion ATTRIBUTE.&equality-match.&AssertionType ({SupportedAttributes}{@type}),
 assertedContexts CHOICE {
 allContexts [0] NULL,
 selectedContexts [1] SET SIZE (1..MAX) OF ContextAssertion } OPTIONAL }

ContextAssertion ::= SEQUENCE {

```

contextType      CONTEXT.&id({SupportedContexts}),
contextValues    SET SIZE (1..MAX) OF
                  CONTEXT.&Assertion ({SupportedContexts}{@contextType})

```

```

AttributeTypeAssertion ::= SEQUENCE {
    type                ATTRIBUTE.&id ({SupportedAttributes}),
    assertedContexts    SEQUENCE SIZE (1..MAX) OF ContextAssertion OPTIONAL }

```

-- Definition of the following information object set is deferred, perhaps to standardized profiles or to protocol implementation conformance statements. The set is required to specify a table constraint on the values component of Attribute, the value component of AttributeTypeAndValue, and the assertion component of AttributeValueAssertion.

```

SupportedAttributes ATTRIBUTE ::= { objectClass | aliasedEntryName, ... }
-- Definition of the following information object set is deferred, perhaps to standardized profiles or to protocol implementation conformance statements. The set is required to specify a table constraint on the context specifications

```

```

SupportedContexts CONTEXT ::= { ... }

```

-- naming data types --

```

Name ::= CHOICE { -- only one possibility for now -- rdnSequence RDNSequence }

```

```

RDNSequence ::= SEQUENCE OF RelativeDistinguishedName

```

```

DistinguishedName ::= RDNSequence

```

```

RelativeDistinguishedName ::= SET SIZE (1..MAX) OF AttributeTypeAndDistinguishedValue

```

```

AttributeTypeAndDistinguishedValue ::= SEQUENCE {
    type                ATTRIBUTE.&id ({SupportedAttributes}),
    value               ATTRIBUTE.&Type({SupportedAttributes}{@type}),
    primaryDistinguishedValuesWithContext SET SIZE (1..MAX) OF SEQUENCE {
        distingAttrValue [0] ATTRIBUTE.&Type ({SupportedAttributes}{@type}) OPTIONAL,
        contextList      SET SIZE (1..MAX) OF Context } OPTIONAL }

```

-- subtree data types --

```

SubtreeSpecification ::= SEQUENCE {
    base                [0] LocalName DEFAULT { },
    COMPONENTS OF ChopSpecification,
    specificationFilter [4] Refinement OPTIONAL }
-- empty sequence specifies whole administrative area

```

```

LocalName ::= RDNSequence

```

```

ChopSpecification ::= SEQUENCE {
    specificExclusions [1] SET SIZE (1..MAX) OF CHOICE {
        chopBefore      [0] LocalName,
        chopAfter       [1] LocalName } OPTIONAL,
    minimum            [2] BaseDistance DEFAULT 0,
    maximum            [3] BaseDistance OPTIONAL }

```

```

BaseDistance ::= INTEGER (0..MAX)

```

```

Refinement ::= CHOICE {
    item              [0] OBJECT-CLASS.&id,
    and               [1] SET SIZE (1..MAX) OF Refinement,
    or                [2] SET SIZE (1..MAX) OF Refinement,
    not               [3] Refinement }

```

-- OBJECT-CLASS information object class specification --

```

OBJECT-CLASS ::= CLASS {
    &Superclasses      OBJECT-CLASS OPTIONAL,
    &kind               ObjectClassKind DEFAULT structural,

```

```

    &MandatoryAttributes    ATTRIBUTE OPTIONAL,
    &OptionalAttributes     ATTRIBUTE OPTIONAL,
    &id                      OBJECT IDENTIFIER UNIQUE }
WITH SYNTAX {
    [ SUBCLASS OF           &Superclasses ]
    [ KIND                  &kind ]
    [ MUST CONTAIN         &MandatoryAttributes ]
    [ MAY CONTAIN          &OptionalAttributes ]
    ID                     &id }

```

```

ObjectClassKind ::= ENUMERATED {
    abstract    (0),
    structural  (1),
    auxiliary   (2) }

```

-- object classes --

```

top OBJECT-CLASS ::= {
    KIND          abstract
    MUST CONTAIN { objectClass }
    ID            id-oc-top }

```

```

alias OBJECT-CLASS ::= {
    SUBCLASS OF { top }
    MUST CONTAIN { aliasedEntryName }
    ID            id-oc-alias }

```

```

parent OBJECT-CLASS ::= {
    KIND          abstract
    ID            id-oc-parent }

```

```

child OBJECT-CLASS ::= {
    KIND          auxiliary
    ID            id-oc-child }

```

-- ATTRIBUTE information object class specification --

```

ATTRIBUTE ::= CLASS {
    &derivation    ATTRIBUTE OPTIONAL,
    &Type          OPTIONAL, -- either &Type or &derivation required --
    &equality-match MATCHING-RULE OPTIONAL,
    &ordering-match MATCHING-RULE OPTIONAL,
    &substrings-match MATCHING-RULE OPTIONAL,
    &single-valued  BOOLEAN DEFAULT FALSE,
    &collective     BOOLEAN DEFAULT FALSE,
    &dummy          BOOLEAN DEFAULT FALSE,
    -- operational extensions --
    &no-user-modification BOOLEAN DEFAULT FALSE,
    &usage          AttributeUsage DEFAULT userApplications,
    &id             OBJECT IDENTIFIER UNIQUE }
WITH SYNTAX {
    [ SUBTYPE OF           &derivation ]
    [ WITH SYNTAX         &Type ]
    [ EQUALITY MATCHING RULE &equality-match ]
    [ ORDERING MATCHING RULE &ordering-match ]
    [ SUBSTRINGS MATCHING RULE &substrings-match ]
    [ SINGLE VALUE        &single-valued ]
    [ COLLECTIVE          &collective ]
    [ DUMMY               &dummy ]
    [ NO USER MODIFICATION &no-user-modification ]
    [ USAGE               &usage ]
    ID                   &id }

```

```

AttributeUsage ::= ENUMERATED {
    userApplications    (0),
    directoryOperation  (1),
    distributedOperation (2),
    dSAOperation        (3) }

```

-- attributes --

```
objectClass ATTRIBUTE ::= {
    WITH SYNTAX                OBJECT IDENTIFIER
    EQUALITY MATCHING RULE     objectIdentifierMatch
    ID                          id-at-objectClass }

aliasedEntryName ATTRIBUTE ::= {
    WITH SYNTAX                DistinguishedName
    EQUALITY MATCHING RULE     distinguishedNameMatch
    SINGLE VALUE               TRUE
    ID                          id-at-aliasedEntryName }
```

-- MATCHING-RULE information object class specification --

```
MATCHING-RULE ::= CLASS {
    &ParentMatchingRules       MATCHING-RULE       OPTIONAL,
    &AssertionType             OPTIONAL,
    &uniqueMatchIndicator      ATTRIBUTE         OPTIONAL,
    &id                         OBJECT IDENTIFIER  UNIQUE }
WITH SYNTAX {
    [ PARENT                   &ParentMatchingRules ]
    [ SYNTAX                   &AssertionType ]
    [ UNIQUE-MATCH-INDICATOR  &uniqueMatchIndicator ]
    ID                         &id }
```

-- matching rules --

```
objectIdentifierMatch MATCHING-RULE ::= {
    SYNTAX    OBJECT IDENTIFIER
    ID        id-mr-objectIdentifierMatch }
```

```
distinguishedNameMatch MATCHING-RULE ::= {
    SYNTAX    DistinguishedName
    ID        id-mr-distinguishedNameMatch }
```

MAPPING-BASED-MATCHING

```
{ SelectedBy, BOOLEAN:combinable, MappingResult, OBJECT IDENTIFIER:matchingRule } ::=
```

```
CLASS {
    &selectBy           SelectedBy           OPTIONAL,
    &ApplicableTo      ATTRIBUTE,
    &subtypesIncluded  BOOLEAN              DEFAULT TRUE,
    &combinable        BOOLEAN              (combinable),
    &mappingResults    MappingResult        OPTIONAL,
    &userControl        BOOLEAN              DEFAULT FALSE,
    &exclusive          BOOLEAN              DEFAULT TRUE,
    &matching-rule     MATCHING-RULE.&id    (matchingRule),
    &id                OBJECT IDENTIFIER    UNIQUE }
WITH SYNTAX {
    [ SELECT BY           &selectBy ]
    [ APPLICABLE TO      &ApplicableTo ]
    [ SUBTYPES INCLUDED  &subtypesIncluded ]
    [ COMBINABLE         &combinable ]
    [ MAPPING RESULTS    &mappingResults ]
    [ USER CONTROL      &userControl ]
    [ EXCLUSIVE          &exclusive ]
    [ MATCHING RULE     &matching-rule ]
    ID                  &id }
```

-- NAME-FORM information object class specification --

```
NAME-FORM ::= CLASS {
    &namedObjectClass    OBJECT-CLASS,
    &MandatoryAttributes ATTRIBUTE,
    &OptionalAttributes ATTRIBUTE OPTIONAL,
```

```

    &id                                OBJECT IDENTIFIER UNIQUE }
WITH SYNTAX {
    NAMES                              &namedObjectClass
    WITH ATTRIBUTES &MandatoryAttributes
    [ AND OPTIONALLY &OptionalAttributes ]
    ID                                  &id }

```

-- STRUCTURE-RULE class and DIT structure rule data types --

```

DITStructureRule ::= SEQUENCE {
    ruleIdentifier      RuleIdentifier ,
                        -- shall be unique within the scope of the subschema
    nameForm           NAME-FORM.&id,
    superiorStructureRules SET SIZE (1..MAX) OF RuleIdentifier OPTIONAL }

```

RuleIdentifier ::= INTEGER

```

STRUCTURE-RULE ::= CLASS {
    &nameForm           NAME-FORM,
    &SuperiorStructureRules STRUCTURE-RULE OPTIONAL,
    &id                 RuleIdentifier }
WITH SYNTAX {
    NAME FORM          &nameForm
    [ SUPERIOR RULES  &SuperiorStructureRules ]
    ID                 &id }

```

-- DIT content rule data type and CONTENT-RULE class

```

DITContentRule ::= SEQUENCE {
    structuralObjectClass OBJECT-CLASS.&id,
    auxiliaries           SET SIZE (1..MAX) OF OBJECT-CLASS.&id OPTIONAL,
    mandatory             [1] SET SIZE (1..MAX) OF ATTRIBUTE.&id OPTIONAL,
    optional              [2] SET SIZE (1..MAX) OF ATTRIBUTE.&id OPTIONAL,
    precluded            [3] SET SIZE (1..MAX) OF ATTRIBUTE.&id OPTIONAL }

```

```

CONTENT-RULE ::= CLASS {
    &structuralClass    OBJECT-CLASS.&id UNIQUE,
    &Auxiliaries        OBJECT-CLASS OPTIONAL,
    &Mandatory          ATTRIBUTE OPTIONAL,
    &Optional           ATTRIBUTE OPTIONAL,
    &Precluded          ATTRIBUTE OPTIONAL }
WITH SYNTAX {
    STRUCTURAL OBJECT-CLASS &structuralClass
    [ AUXILIARY OBJECT-CLASSES &Auxiliaries ]
    [ MUST CONTAIN          &Mandatory ]
    [ MAY CONTAIN           &Optional ]
    [ MUST-NOT CONTAIN     &Precluded ] }

```

```

CONTEXT ::= CLASS {
    &Type,
    &DefaultValue      OPTIONAL,
    &Assertion         OPTIONAL,
    &absentMatch       BOOLEAN DEFAULT TRUE,
    &id                OBJECT IDENTIFIER UNIQUE }
WITH SYNTAX {
    WITH SYNTAX          &Type
    [ DEFAULT-VALUE     &DefaultValue ]
    [ ASSERTED AS       &Assertion ]
    [ ABSENT-MATCH     &absentMatch ]
    ID                  &id }

```

```

DITContextUse ::= SEQUENCE {
    attributeType       ATTRIBUTE.&id,
    mandatoryContexts  [1] SET SIZE (1..MAX) OF CONTEXT.&id OPTIONAL,
    optionalContexts   [2] SET SIZE (1..MAX) OF CONTEXT.&id OPTIONAL }

```

```

DIT-CONTEXT-USE-RULE ::= CLASS {
    &attributeType     ATTRIBUTE.&id    UNIQUE,
    &Mandatory         CONTEXT      OPTIONAL,

```

```

    &Optional
WITH SYNTAX {
    ATTRIBUTE TYPE
    [ MANDATORY CONTEXTS
    [ OPTIONAL CONTEXTS
CONTEXT
    &attributeType
    &Mandatory ]
    &Optional ] }

FRIENDS ::= CLASS {
    &anchor
    &Friends
WITH SYNTAX {
    ANCHOR
    FRIENDS
    ATTRIBUTE.&id UNIQUE,
    ATTRIBUTE }
    &anchor
    &Friends }

-- system schema information objects --

-- object classes --

subentry OBJECT-CLASS ::= {
    SUBCLASS OF { top }
    KIND structural
    MUST CONTAIN { commonName | subtreeSpecification }
    ID id-sc-subentry }

subentryNameForm NAME-FORM ::= {
    NAMES subentry
    WITH ATTRIBUTES { commonName }
    ID id-nf-subentryNameForm }

subtreeSpecification ATTRIBUTE ::= {
    WITH SYNTAX SubtreeSpecification
    USAGE directoryOperation
    ID id-oa-subtreeSpecification }

administrativeRole ATTRIBUTE ::= {
    WITH SYNTAX OBJECT-CLASS.&id
    EQUALITY MATCHING RULE objectIdentifierMatch
    USAGE directoryOperation
    ID id-oa-administrativeRole }

createTimestamp ATTRIBUTE ::= {
    WITH SYNTAX GeneralizedTime
    -- as per 46.3 b) or c) of ITU-T Rec. X.680 | ISO/IEC 8824-1
    EQUALITY MATCHING RULE generalizedTimeMatch
    ORDERING MATCHING RULE generalizedTimeOrderingMatch
    SINGLE VALUE TRUE
    NO USER MODIFICATION TRUE
    USAGE directoryOperation
    ID id-oa-createTimestamp }

modifyTimestamp ATTRIBUTE ::= {
    WITH SYNTAX GeneralizedTime
    -- as per 46.3 b) or c) of ITU-T Rec. X.680 | ISO/IEC 8824-1
    EQUALITY MATCHING RULE generalizedTimeMatch
    ORDERING MATCHING RULE generalizedTimeOrderingMatch
    SINGLE VALUE TRUE
    NO USER MODIFICATION TRUE
    USAGE directoryOperation
    ID id-oa-modifyTimestamp }

subschemaTimestamp ATTRIBUTE ::= {
    WITH SYNTAX GeneralizedTime
    -- as per 46.3 b) or c) of ITU-T Rec. X.680 | ISO/IEC 8824-1
    EQUALITY MATCHING RULE generalizedTimeMatch
    ORDERING MATCHING RULE generalizedTimeOrderingMatch
    SINGLE VALUE TRUE
    NO USER MODIFICATION TRUE
    USAGE directoryOperation
    ID id-oa-subschemaTimestamp }

creatorsName ATTRIBUTE ::= {

```

WITH SYNTAX EQUALITY MATCHING RULE SINGLE VALUE NO USER MODIFICATION USAGE ID	DistinguishedName distinguishedNameMatch TRUE TRUE directoryOperation id-oa-creatorsName }
modifiersName ATTRIBUTE ::= { WITH SYNTAX EQUALITY MATCHING RULE SINGLE VALUE NO USER MODIFICATION USAGE ID	DistinguishedName distinguishedNameMatch TRUE TRUE directoryOperation id-oa-modifiersName }
subschemaSubentryList ATTRIBUTE ::= { WITH SYNTAX EQUALITY MATCHING RULE SINGLE VALUE NO USER MODIFICATION USAGE ID	DistinguishedName distinguishedNameMatch TRUE TRUE directoryOperation id-oa-subschemaSubentryList }
accessControlSubentryList ATTRIBUTE ::= { WITH SYNTAX EQUALITY MATCHING RULE NO USER MODIFICATION USAGE ID	DistinguishedName distinguishedNameMatch TRUE directoryOperation id-oa-accessControlSubentryList }
collectiveAttributeSubentryList ATTRIBUTE ::= { WITH SYNTAX EQUALITY MATCHING RULE NO USER MODIFICATION USAGE ID	DistinguishedName distinguishedNameMatch TRUE directoryOperation id-oa-collectiveAttributeSubentryList }
contextDefaultSubentryList ATTRIBUTE ::= { WITH SYNTAX EQUALITY MATCHING RULE NO USER MODIFICATION USAGE ID	DistinguishedName distinguishedNameMatch TRUE directoryOperation id-oa-contextDefaultSubentryList }
serviceAdminSubentryList ATTRIBUTE ::= { WITH SYNTAX EQUALITY MATCHING RULE NO USER MODIFICATION USAGE ID	DistinguishedName distinguishedNameMatch TRUE directoryOperation id-oa-serviceAdminSubentryList }
hasSubordinates ATTRIBUTE ::= { WITH SYNTAX EQUALITY MATCHING RULE SINGLE VALUE NO USER MODIFICATION USAGE ID	BOOLEAN booleanMatch TRUE TRUE directoryOperation id-oa-hasSubordinates }
accessControlSubentry OBJECT-CLASS ::= { KIND ID	auxiliary id-sc-accessControlSubentry }
collectiveAttributeSubentry OBJECT-CLASS ::= { KIND ID	auxiliary id-sc-collectiveAttributeSubentry }
collectiveExclusions ATTRIBUTE ::= { WITH SYNTAX EQUALITY MATCHING RULE	OBJECT IDENTIFIER objectIdentifierMatch

```

USAGE
ID
directoryOperation
id-oa-collectiveExclusions }

contextAssertionSubentry OBJECT-CLASS ::= {
  KIND          auxiliary
  MUST CONTAIN {contextAssertionDefaults}
  ID            id-sc-contextAssertionSubentry }

contextAssertionDefaults ATTRIBUTE ::= {
  WITH SYNTAX          TypeAndContextAssertion
  EQUALITY MATCHING RULE objectIdentifierFirstComponentMatch
  USAGE                directoryOperation
  ID                    id-oa-contextAssertionDefault }

serviceAdminSubentry OBJECT-CLASS ::= {
  KIND          auxiliary
  MUST CONTAIN { searchRules }
  ID            id-sc-serviceAdminSubentry }

searchRules ATTRIBUTE ::= {
  WITH SYNTAX          SearchRuleDescription
  EQUALITY MATCHING RULE integerFirstComponentMatch
  USAGE                directoryOperation
  ID                    id-oa-searchRules }

SearchRuleDescription ::= SEQUENCE {
  COMPONENTS OF      SearchRule,
  name                [28] SET SIZE (1 .. MAX) OF UnboundedDirectoryString OPTIONAL,
  description         [29] UnboundedDirectoryString OPTIONAL }

hierarchyLevel ATTRIBUTE ::= {
  WITH SYNTAX          HierarchyLevel
  EQUALITY MATCHING RULE integerMatch
  ORDERING MATCHING RULE integerOrderingMatch
  SINGLE VALUE         TRUE
  NO USER MODIFICATION TRUE
  USAGE                directoryOperation
  ID                    id-oa-hierarchyLevel }

HierarchyLevel ::= INTEGER

hierarchyBelow ATTRIBUTE ::= {
  WITH SYNTAX          HierarchyBelow
  EQUALITY MATCHING RULE booleanMatch
  SINGLE VALUE         TRUE
  NO USER MODIFICATION TRUE
  USAGE                directoryOperation
  ID                    id-oa-hierarchyBelow }

HierarchyBelow ::= BOOLEAN

hierarchyParent ATTRIBUTE ::= {
  WITH SYNTAX          DistinguishedName
  EQUALITY MATCHING RULE distinguishedNameMatch
  SINGLE VALUE         TRUE
  USAGE                directoryOperation
  ID                    id-oa-hierarchyParent }

hierarchyTop ATTRIBUTE ::= {
  WITH SYNTAX          DistinguishedName
  EQUALITY MATCHING RULE distinguishedNameMatch
  SINGLE VALUE         TRUE
  USAGE                directoryOperation
  ID                    id-oa-hierarchyTop }

-- object identifier assignments --

-- object classes --

id-oc-top          OBJECT IDENTIFIER ::= {id-oc 0}

```

ISO/IEC 9594-2:2008 (E)

id-oc-alias OBJECT IDENTIFIER ::= {id-oc 1}
 id-oc-parent OBJECT IDENTIFIER ::= {id-oc 28}
 id-oc-child OBJECT IDENTIFIER ::= {id-oc 29}

-- attributes --

id-at-objectClass OBJECT IDENTIFIER ::= {id-at 0}
 id-at-aliasedEntryName OBJECT IDENTIFIER ::= {id-at 1}

-- matching rules --

id-mr-objectIdentifierMatch OBJECT IDENTIFIER ::= {id-mr 0}
 id-mr-distinguishedNameMatch OBJECT IDENTIFIER ::= {id-mr 1}

-- operational attributes --

id-oa-excludeAllCollectiveAttributes OBJECT IDENTIFIER ::= {id-oa 0}
 id-oa-createTimestamp OBJECT IDENTIFIER ::= {id-oa 1}
 id-oa-modifyTimestamp OBJECT IDENTIFIER ::= {id-oa 2}
 id-oa-creatorsName OBJECT IDENTIFIER ::= {id-oa 3}
 id-oa-modifiersName OBJECT IDENTIFIER ::= {id-oa 4}
 id-oa-administrativeRole OBJECT IDENTIFIER ::= {id-oa 5}
 id-oa-subtreeSpecification OBJECT IDENTIFIER ::= {id-oa 6}
 id-oa-collectiveExclusions OBJECT IDENTIFIER ::= {id-oa 7}
 id-oa-subschemaTimestamp OBJECT IDENTIFIER ::= {id-oa 8}
 id-oa-hasSubordinates OBJECT IDENTIFIER ::= {id-oa 9}
 id-oa-subschemaSubentryList OBJECT IDENTIFIER ::= {id-oa 10}
 id-oa-accessControlSubentryList OBJECT IDENTIFIER ::= {id-oa 11}
 id-oa-collectiveAttributeSubentryList OBJECT IDENTIFIER ::= {id-oa 12}
 id-oa-contextDefaultSubentryList OBJECT IDENTIFIER ::= {id-oa 13}
 id-oa-contextAssertionDefault OBJECT IDENTIFIER ::= {id-oa 14}
 id-oa-serviceAdminSubentryList OBJECT IDENTIFIER ::= {id-oa 15}
 id-oa-searchRules OBJECT IDENTIFIER ::= {id-oa 16}
 id-oa-hierarchyLevel OBJECT IDENTIFIER ::= {id-oa 17}
 id-oa-hierarchyBelow OBJECT IDENTIFIER ::= {id-oa 18}
 id-oa-hierarchyParent OBJECT IDENTIFIER ::= {id-oa 19}
 id-oa-hierarchyTop OBJECT IDENTIFIER ::= {id-oa 20}

-- subentry classes --

id-sc-subentry OBJECT IDENTIFIER ::= {id-sc 0}
 id-sc-accessControlSubentry OBJECT IDENTIFIER ::= {id-sc 1}
 id-sc-collectiveAttributeSubentry OBJECT IDENTIFIER ::= {id-sc 2}
 id-sc-contextAssertionSubentry OBJECT IDENTIFIER ::= {id-sc 3}
 id-sc-serviceAdminSubentry OBJECT IDENTIFIER ::= {id-sc 4}

-- Name forms --

id-nf-subentryNameForm OBJECT IDENTIFIER ::= {id-nf 16}

-- administrative roles --

id-ar-autonomousArea OBJECT IDENTIFIER ::= {id-ar 1}
 id-ar-accessControlSpecificArea OBJECT IDENTIFIER ::= {id-ar 2}
 id-ar-accessControlInnerArea OBJECT IDENTIFIER ::= {id-ar 3}
 id-ar-subschemaAdminSpecificArea OBJECT IDENTIFIER ::= {id-ar 4}
 id-ar-collectiveAttributeSpecificArea OBJECT IDENTIFIER ::= {id-ar 5}
 id-ar-collectiveAttributeInnerArea OBJECT IDENTIFIER ::= {id-ar 6}
 id-ar-contextDefaultSpecificArea OBJECT IDENTIFIER ::= {id-ar 7}
 id-ar-serviceSpecificArea OBJECT IDENTIFIER ::= {id-ar 8}

END -- InformationFramework

Annex C

SubSchema Administration Schema in ASN.1

(This annex forms an integral part of this Recommendation | International Standard)

This annex contains the ASN.1 type, value and information object definitions for subschema administration as defined in clause 15 in the form of an ASN.1 module, **SchemaAdministration**.

SchemaAdministration {joint-iso-itu-t ds(5) module(1) schemaAdministration(23) 6}

DEFINITIONS ::=

BEGIN

-- EXPORTS All --

-- The types and values defined in this module are exported for use in the other ASN.1 modules contained
-- within the Directory Specifications, and for the use of other applications which will use them to access
-- Directory services. Other applications may use them for their own purposes, but this will not constrain
-- extensions and modifications needed to maintain or improve the Directory service.

IMPORTS

-- from ITU-T Rec. X.501 | ISO/IEC 9594-2

id-soa, id-soc, informationFramework, selectedAttributeTypes
FROM UsefulDefinitions {joint-iso-itu-t ds(5) module(1) usefulDefinitions(0) 6}

ATTRIBUTE, AttributeUsage, CONTEXT, DITContentRule, DITStructureRule, MATCHING-RULE,
NAME-FORM, OBJECT-CLASS, ObjectClassKind, objectIdentifierMatch
FROM InformationFramework informationFramework

-- from ITU-T Rec. X.520 | ISO/IEC 9594-6

integerFirstComponentMatch, integerMatch,
objectIdentifierFirstComponentMatch, UnboundedDirectoryString
FROM SelectedAttributeTypes selectedAttributeTypes ;

subschema OBJECT-CLASS ::= {

KIND auxiliary
MAY CONTAIN {
 dITStructureRules |
 nameForms |
 dITContentRules |
 objectClasses |
 attributeTypes |
 friends |
 contextTypes |
 dITContextUse |
 matchingRules |
 matchingRuleUse }
ID id-soc-subschema }

dITStructureRules ATTRIBUTE ::= {

WITH SYNTAX DITStructureRuleDescription
EQUALITY MATCHING RULE integerFirstComponentMatch
USAGE directoryOperation
ID id-soa-dITStructureRule }

DITStructureRuleDescription ::= SEQUENCE {

COMPONENTS OF DITStructureRule,
name [1] SET SIZE (1..MAX) OF UnboundedDirectoryString OPTIONAL,
description UnboundedDirectoryString OPTIONAL,
obsolete BOOLEAN DEFAULT FALSE }

dITContentRules ATTRIBUTE ::= {

WITH SYNTAX DITContentRuleDescription
EQUALITY MATCHING RULE objectIdentifierFirstComponentMatch
USAGE directoryOperation

ID **id-soa-dITContentRules }**

DITContentRuleDescription ::= SEQUENCE {
COMPONENTS OF DITContentRule,
name [4] SET SIZE (1..MAX) OF UnboundedDirectoryString OPTIONAL,
description UnboundedDirectoryString OPTIONAL,
obsolete BOOLEAN DEFAULT FALSE }

matchingRules ATTRIBUTE ::= {
WITH SYNTAX MatchingRuleDescription
EQUALITY MATCHING RULE objectIdentifierFirstComponentMatch
USAGE directoryOperation
ID id-soa-matchingRules }

MatchingRuleDescription ::= SEQUENCE {
identifier MATCHING-RULE.&id,
name SET SIZE (1..MAX) OF UnboundedDirectoryString OPTIONAL,
description UnboundedDirectoryString OPTIONAL,
obsolete BOOLEAN DEFAULT FALSE,
information [0] UnboundedDirectoryString OPTIONAL }
-- describes the ASN.1 syntax

attributeTypes ATTRIBUTE ::= {
WITH SYNTAX AttributeTypeDescription
EQUALITY MATCHING RULE objectIdentifierFirstComponentMatch
USAGE directoryOperation
ID id-soa-attributeTypes }

AttributeTypeDescription ::= SEQUENCE {
identifier ATTRIBUTE.&id,
name SET SIZE (1..MAX) OF UnboundedDirectoryString OPTIONAL,
description UnboundedDirectoryString OPTIONAL,
obsolete BOOLEAN DEFAULT FALSE,
information [0] AttributeTypeInfo }

AttributeTypeInfo ::= SEQUENCE {
derivation [0] ATTRIBUTE.&id OPTIONAL,
equalityMatch [1] MATCHING-RULE.&id OPTIONAL,
orderingMatch [2] MATCHING-RULE.&id OPTIONAL,
substringsMatch [3] MATCHING-RULE.&id OPTIONAL,
attributeSyntax [4] UnboundedDirectoryString OPTIONAL,
multi-valued [5] BOOLEAN DEFAULT TRUE,
collective [6] BOOLEAN DEFAULT FALSE,
userModifiable [7] BOOLEAN DEFAULT TRUE,
application AttributeUsage DEFAULT userApplications }

objectClasses ATTRIBUTE ::= {
WITH SYNTAX ObjectClassDescription
EQUALITY MATCHING RULE objectIdentifierFirstComponentMatch
USAGE directoryOperation
ID id-soa-objectClasses }

ObjectClassDescription ::= SEQUENCE {
identifier OBJECT-CLASS.&id,
name SET SIZE (1..MAX) OF UnboundedDirectoryString OPTIONAL,
description UnboundedDirectoryString OPTIONAL,
obsolete BOOLEAN DEFAULT FALSE,
information [0] ObjectClassInformation }

ObjectClassInformation ::= SEQUENCE {
subclassOf SET SIZE (1..MAX) OF OBJECT-CLASS.&id OPTIONAL,
kind ObjectClassKind DEFAULT structural,
mandatories [3] SET SIZE (1..MAX) OF ATTRIBUTE.&id OPTIONAL,
optionals [4] SET SIZE (1..MAX) OF ATTRIBUTE.&id OPTIONAL }

nameForms ATTRIBUTE ::= {
WITH SYNTAX NameFormDescription
EQUALITY MATCHING RULE objectIdentifierFirstComponentMatch
USAGE directoryOperation
ID id-soa-nameForms }

NameFormDescription ::= SEQUENCE {
 identifier **NAME-FORM.&id,**
 name **SET SIZE (1..MAX) OF UnboundedDirectoryString OPTIONAL,**
 description **UnboundedDirectoryString OPTIONAL,**
 obsolete **BOOLEAN DEFAULT FALSE,**
 information **[0] NameFormInformation }**

NameFormInformation ::= SEQUENCE {
 subordinate **OBJECT-CLASS.&id,**
 namingMandatories **SET OF ATTRIBUTE.&id,**
 namingOptionals **SET SIZE (1..MAX) OF ATTRIBUTE.&id OPTIONAL }**

matchingRuleUse ATTRIBUTE ::= {
 WITH SYNTAX **MatchingRuleUseDescription**
 EQUALITY MATCHING RULE **objectIdentifierFirstComponentMatch**
 USAGE **directoryOperation**
 ID **id-soa-matchingRuleUse }**

MatchingRuleUseDescription ::= SEQUENCE {
 identifier **MATCHING-RULE.&id,**
 name **SET SIZE (1..MAX) OF UnboundedDirectoryString OPTIONAL,**
 description **UnboundedDirectoryString OPTIONAL,**
 obsolete **BOOLEAN DEFAULT FALSE,**
 information **[0] SET OF ATTRIBUTE.&id }**

structuralObjectClass ATTRIBUTE ::= {
 WITH SYNTAX **OBJECT IDENTIFIER**
 EQUALITY MATCHING RULE **objectIdentifierMatch**
 SINGLE VALUE **TRUE**
 NO USER MODIFICATION **TRUE**
 USAGE **directoryOperation**
 ID **id-soa-structuralObjectClass }**

governingStructureRule ATTRIBUTE ::= {
 WITH SYNTAX **INTEGER**
 EQUALITY MATCHING RULE **integerMatch**
 SINGLE VALUE **TRUE**
 NO USER MODIFICATION **TRUE**
 USAGE **directoryOperation**
 ID **id-soa-governingStructureRule }**

contextTypes ATTRIBUTE ::= {
 WITH SYNTAX **ContextDescription**
 EQUALITY MATCHING RULE **objectIdentifierFirstComponentMatch**
 USAGE **directoryOperation**
 ID **id-soa-contextTypes }**

ContextDescription ::= SEQUENCE {
 identifier **CONTEXT.&id,**
 name **SET SIZE (1..MAX) OF UnboundedDirectoryString OPTIONAL,**
 description **UnboundedDirectoryString OPTIONAL,**
 obsolete **BOOLEAN DEFAULT FALSE,**
 information **[0] ContextInformation }**

ContextInformation ::= SEQUENCE {
 syntax **UnboundedDirectoryString,**
 assertionSyntax **UnboundedDirectoryString OPTIONAL }**

dITContextUse ATTRIBUTE ::= {
 WITH SYNTAX **DITContextUseDescription**
 EQUALITY MATCHING RULE **objectIdentifierFirstComponentMatch**
 USAGE **directoryOperation**
 ID **id-soa-dITContextUse }**

DITContextUseDescription ::= SEQUENCE {
 identifier **ATTRIBUTE.&id,**
 name **SET SIZE (1..MAX) OF UnboundedDirectoryString OPTIONAL,**
 description **UnboundedDirectoryString OPTIONAL,**
 obsolete **BOOLEAN DEFAULT FALSE,**

information [0] DITContextUseInformation }

DITContextUseInformation ::= SEQUENCE {
 mandatoryContexts [1] SET SIZE (1..MAX) OF CONTEXT.&id OPTIONAL,
 optionalContexts [2] SET SIZE (1..MAX) OF CONTEXT.&id OPTIONAL }

friends ATTRIBUTE ::= {
 WITH SYNTAX FriendsDescription
 EQUALITY MATCHING RULE objectIdentifierFirstComponentMatch
 USAGE directoryOperation
 ID id-soa-friends }

FriendsDescription ::= SEQUENCE {
 anchor ATTRIBUTE.&id,
 name SET SIZE (1..MAX) OF UnboundedDirectoryString OPTIONAL,
 description UnboundedDirectoryString OPTIONAL,
 obsolete BOOLEAN DEFAULT FALSE,
 friends [0] SET SIZE (1..MAX) OF ATTRIBUTE.&id }

-- object identifier assignments --

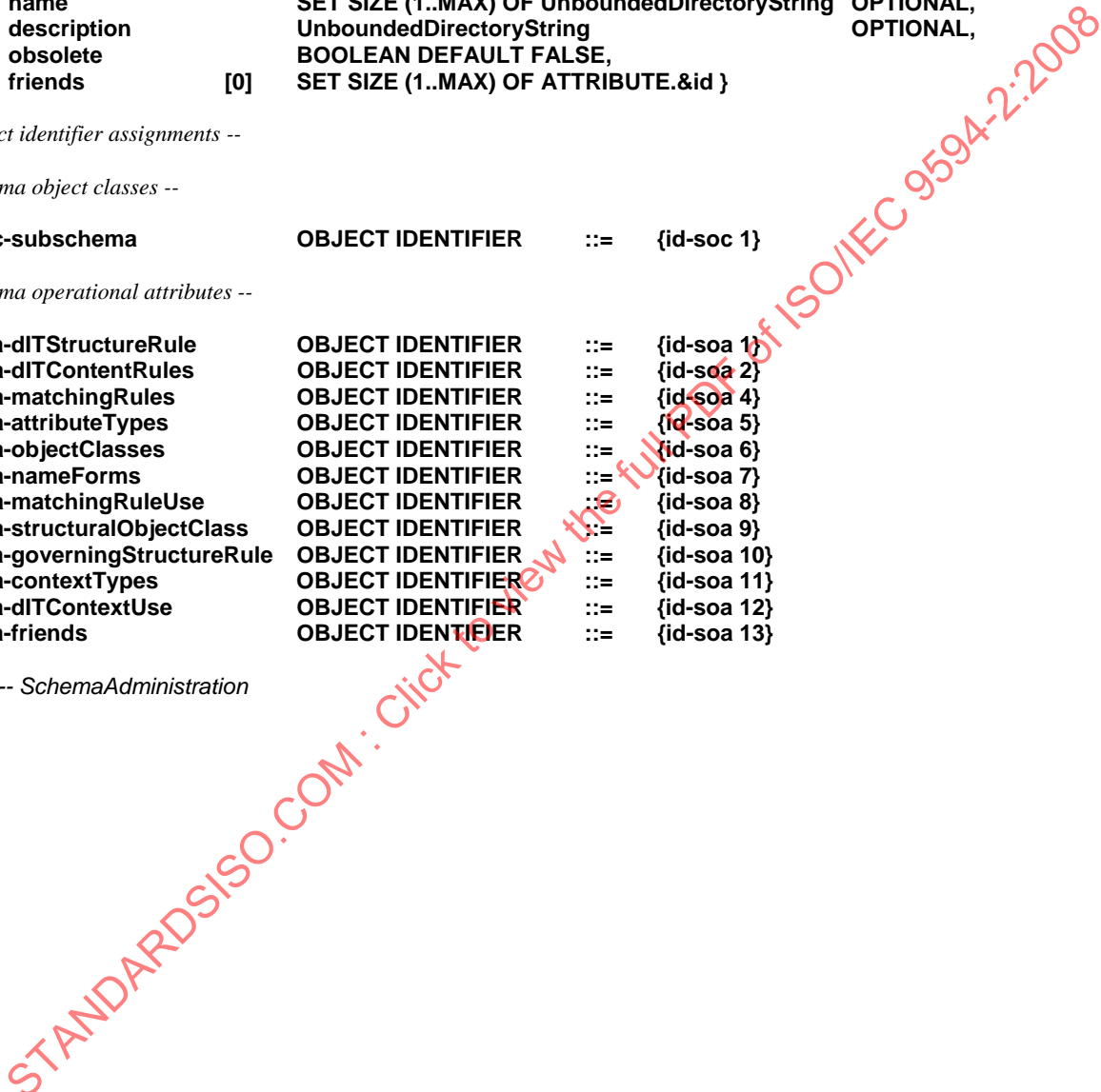
-- schema object classes --

id-soc-subschema OBJECT IDENTIFIER ::= {id-soc 1}

-- schema operational attributes --

id-soa-dITStructureRule OBJECT IDENTIFIER ::= {id-soa 1}
 id-soa-dITContentRules OBJECT IDENTIFIER ::= {id-soa 2}
 id-soa-matchingRules OBJECT IDENTIFIER ::= {id-soa 4}
 id-soa-attributeTypes OBJECT IDENTIFIER ::= {id-soa 5}
 id-soa-objectClasses OBJECT IDENTIFIER ::= {id-soa 6}
 id-soa-nameForms OBJECT IDENTIFIER ::= {id-soa 7}
 id-soa-matchingRuleUse OBJECT IDENTIFIER ::= {id-soa 8}
 id-soa-structuralObjectClass OBJECT IDENTIFIER ::= {id-soa 9}
 id-soa-governingStructureRule OBJECT IDENTIFIER ::= {id-soa 10}
 id-soa-contextTypes OBJECT IDENTIFIER ::= {id-soa 11}
 id-soa-dITContextUse OBJECT IDENTIFIER ::= {id-soa 12}
 id-soa-friends OBJECT IDENTIFIER ::= {id-soa 13}

END -- SchemaAdministration



Annex D

Service Administration in ASN.1

(This annex forms an integral part of this Recommendation | International Standard)

This annex contains the ASN.1 type, value and information object definitions for subschema administration as defined in clause 16 in the form of an ASN.1 module, **ServiceAdministration**.

ServiceAdministration {joint-iso-itu-t ds(5) module(1) serviceAdministration(33) 6}

DEFINITIONS ::=

BEGIN

-- EXPORTS All --

-- The types and values defined in this module are exported for use in the other ASN.1 modules contained
-- within the Directory Specifications, and for the use of other applications which will use them to access
-- Directory services. Other applications may use them for their own purposes, but this will not constrain
-- extensions and modifications needed to maintain or improve the Directory service.

IMPORTS

-- from ITU-T Rec. X.501 | ISO/IEC 9594-2

directoryAbstractService, informationFramework
FROM UsefulDefinitions {joint-iso-itu-t ds(5) module(1) usefulDefinitions(0) 6}

ATTRIBUTE, AttributeType, CONTEXT, MATCHING-RULE, OBJECT-CLASS,
SupportedAttributes, SupportedContexts
FROM InformationFramework informationFramework

-- from ITU-T Rec. X.511 | ISO/IEC 9594-3

FamilyGrouping, FamilyReturn, HierarchySelections, SearchControlOptions,
ServiceControlOptions
FROM DirectoryAbstractService directoryAbstractService ;

-- types --

SearchRule ::= SEQUENCE {

COMPONENTS OF	SearchRuleId,	
serviceType	[1] OBJECT IDENTIFIER	OPTIONAL,
userClass	[2] INTEGER	OPTIONAL,
inputAttributeTypes	[3] SEQUENCE SIZE (0..MAX) OF RequestAttribute	OPTIONAL,
attributeCombination	[4] AttributeCombination	DEFAULT and : { },
outputAttributeTypes	[5] SEQUENCE SIZE (1..MAX) OF ResultAttribute	OPTIONAL,
defaultControls	[6] ControlOptions	OPTIONAL,
mandatoryControls [7]	ControlOptions	OPTIONAL,
searchRuleControls	[8] ControlOptions	OPTIONAL,
familyGrouping	[9] FamilyGrouping	OPTIONAL,
familyReturn	[10] FamilyReturn	OPTIONAL,
relaxation	[11] RelaxationPolicy	OPTIONAL,
additionalControl	[12] SEQUENCE SIZE (1..MAX) OF AttributeType	OPTIONAL,
allowedSubset	[13] AllowedSubset	DEFAULT '111'B,
imposedSubset	[14] ImposedSubset	OPTIONAL,
entryLimit	[15] EntryLimit	OPTIONAL }

SearchRuleId ::= SEQUENCE {

id	INTEGER,
dmdId [0]	OBJECT IDENTIFIER }

AllowedSubset ::= BIT STRING { baseObject (0), oneLevel (1), wholeSubtree (2) }

ImposedSubset ::= ENUMERATED { baseObject (0), oneLevel (1), wholeSubtree (2) }

RequestAttribute ::= SEQUENCE {

attributeType	ATTRIBUTE.&id ({ SupportedAttributes },
----------------------	---

includeSubtypes	[0]	BOOLEAN	DEFAULT FALSE,
selectedValues	[1]	SEQUENCE SIZE (0..MAX) OF ATTRIBUTE.&Type ({ SupportedAttributes } { @attributeType })	OPTIONAL,
defaultValues	[2]	SEQUENCE SIZE (0..MAX) OF SEQUENCE { OBJECT-CLASS.&id OPTIONAL, SEQUENCE OF ATTRIBUTE.&Type ({ SupportedAttributes } { @attributeType }) }	OPTIONAL,
entryType			OPTIONAL,
values			DEFAULT and : { },
contexts	[3]	SEQUENCE SIZE (0..MAX) OF ContextProfile	OPTIONAL }
contextCombination	[4]	ContextCombination	
matchingUse	[5]	SEQUENCE SIZE (1..MAX) OF MatchingUse	

ContextProfile ::= SEQUENCE {
contextType CONTEXT.&id({SupportedContexts}),
contextValue SEQUENCE SIZE (1..MAX) OF CONTEXT.&Assertion
({SupportedContexts}@contextType) OPTIONAL }

ContextCombination ::= CHOICE {
context [0] CONTEXT.&id({SupportedContexts}),
and [1] SEQUENCE OF ContextCombination,
or [2] SEQUENCE OF ContextCombination,
not [3] ContextCombination }

MatchingUse ::= SEQUENCE {
restrictionType MATCHING-RESTRICTION.&id ({SupportedMatchingRestrictions}),
restrictionValue MATCHING-RESTRICTION.&Restriction
({SupportedMatchingRestrictions}@restrictionType) }

-- Definition of the following information object set is deferred, perhaps to standardized
-- profiles or to protocol implementation conformance statements. The set is required to
-- specify a table constraint on the components of **SupportedMatchingRestrictions**

SupportedMatchingRestrictions MATCHING-RESTRICTION ::= { ... }

AttributeCombination ::= CHOICE {
attribute [0] AttributeType,
and [1] SEQUENCE OF AttributeCombination,
or [2] SEQUENCE OF AttributeCombination,
not [3] AttributeCombination }

ResultAttribute ::= SEQUENCE {
attributeType ATTRIBUTE.&id ({ SupportedAttributes }),
outputValues CHOICE {
selectedValues SEQUENCE OF ATTRIBUTE.&Type
({ SupportedAttributes } { @attributeType }),
matchedValuesOnly NULL } OPTIONAL,
contexts [0] SEQUENCE SIZE (1..MAX) OF ContextProfile OPTIONAL }

ControlOptions ::= SEQUENCE {
serviceControls [0] ServiceControlOptions DEFAULT { },
searchOptions [1] SearchControlOptions DEFAULT { searchAliases },
hierarchyOptions [2] HierarchySelections OPTIONAL }

EntryLimit ::= SEQUENCE {
default INTEGER,
max INTEGER }

RelaxationPolicy ::= SEQUENCE {
basic [0] MRMapping DEFAULT { },
tightenings [1] SEQUENCE SIZE (1..MAX) OF MRMapping OPTIONAL,
relaxations [2] SEQUENCE SIZE (1..MAX) OF MRMapping OPTIONAL,
maximum [3] INTEGER OPTIONAL, -- mandatory if tightenings is present
minimum [4] INTEGER DEFAULT 1 }

MRMapping ::= SEQUENCE {
mapping [0] SEQUENCE SIZE (1..MAX) OF Mapping OPTIONAL,
substitution [1] SEQUENCE SIZE (1..MAX) OF MRSubstitution OPTIONAL }

Mapping ::= SEQUENCE {
mappingFunction OBJECT IDENTIFIER (CONSTRAINED BY { -- shall be an
-- object identifier of a mapping-based matching algorithm -- }),

```

level                                INTEGER DEFAULT 0 }

MRSubstitution ::= SEQUENCE {
  attribute                          AttributeType,
  oldMatchingRule                    [0] MATCHING-RULE.&id OPTIONAL,
  newMatchingRule                    [1] MATCHING-RULE.&id OPTIONAL }

-- ASN.1 information object classes --

SEARCH-RULE ::= CLASS {
  &dmdId                             OBJECT IDENTIFIER,
  &serviceType                       OBJECT IDENTIFIER OPTIONAL,
  &userClass                          INTEGER OPTIONAL,
  &inputAttributeTypes               REQUEST-ATTRIBUTE OPTIONAL,
  &combination                       AttributeCombination OPTIONAL,
  &outputAttributeTypes              RESULT-ATTRIBUTE OPTIONAL,
  &defaultControls                   ControlOptions OPTIONAL,
  &mandatoryControls                 ControlOptions OPTIONAL,
  &searchRuleControls                ControlOptions OPTIONAL,
  &familyGrouping                    FamilyGrouping OPTIONAL,
  &familyReturn                       FamilyReturn OPTIONAL,
  &additionalControl                 AttributeType OPTIONAL,
  &relaxation                         RelaxationPolicy OPTIONAL,
  &allowedSubset                     AllowedSubset DEFAULT '111'B,
  &imposedSubset                     ImposedSubset OPTIONAL,
  &entryLimit                         EntryLimit OPTIONAL,
  &id                                 INTEGER UNIQUE }

WITH SYNTAX {
  DMD ID                             &dmdId
  [ SERVICE-TYPE                     &serviceType ]
  [ USER-CLASS                       &userClass ]
  [ INPUT ATTRIBUTES                  &inputAttributeTypes ]
  [ COMBINATION                       &combination ]
  [ OUTPUT ATTRIBUTES                 &outputAttributeTypes ]
  [ DEFAULT CONTROL                   &defaultControls ]
  [ MANDATORY CONTROL                 &mandatoryControls ]
  [ SEARCH-RULE CONTROL               &searchRuleControls ]
  [ FAMILY-GROUPING                   &familyGrouping ]
  [ FAMILY-RETURN                     &familyReturn ]
  [ ADDITIONAL CONTROL                &additionalControl ]
  [ RELAXATION                        &relaxation ]
  [ ALLOWED SUBSET                     &allowedSubset ]
  [ IMPOSED SUBSET                    &imposedSubset ]
  [ ENTRY LIMIT                       &entryLimit ]
  ID                                  &id }

REQUEST-ATTRIBUTE ::= CLASS {
  &attributeType                     ATTRIBUTE.&id,
  &selectedValues                     ATTRIBUTE.&Type OPTIONAL,
  &defaultValues                       SEQUENCE {
    entryType OBJECT-CLASS.&id OPTIONAL,
    values SEQUENCE OF ATTRIBUTE.&Type } OPTIONAL,
  &contexts                           SEQUENCE OF ContextProfile OPTIONAL,
  &contextCombination                 ContextCombination OPTIONAL,
  &matchingUse                         MatchingUse OPTIONAL,
  &includeSubtypes                     BOOLEAN DEFAULT FALSE }

WITH SYNTAX {
  ATTRIBUTE TYPE                      &attributeType
  [ SELECTED VALUES                   &selectedValues ]
  [ DEFAULT VALUES                     &defaultValues ]
  [ CONTEXTS                           &contexts ]
  [ CONTEXT COMBINATION                 &contextCombination ]
  [ MATCHING USE                        &matchingUse ]
  [ INCLUDE SUBTYPES                    &includeSubtypes ] }

RESULT-ATTRIBUTE ::= CLASS {
  &attributeType                     ATTRIBUTE.&id,
  &outputValues                       CHOICE {
    selectedValues SEQUENCE OF ATTRIBUTE.&Type,

```

```

        matchedValuesOnly    NULL }
        &contexts             ContextProfile
WITH SYNTAX {
    ATTRIBUTE TYPE           &attributeType
    [ OUTPUT VALUES        &outputValues ]
    [ CONTEXTS              &contexts ] }

MATCHING-RESTRICTION ::= CLASS {
    &Restriction,
    &Rules                MATCHING-RULE.&id,
    &id                   OBJECT IDENTIFIER UNIQUE }
WITH SYNTAX {
    RESTRICTION             &Restriction
    RULES                   &Rules
    ID                      &id }

END -- ServiceAdministration
OPTIONAL,
OPTIONAL }
```

STANDARDSISO.COM : Click to view the full PDF of ISO/IEC 9594-2:2008

Annex E

Basic Access Control in ASN.1

(This annex forms an integral part of this Recommendation | International Standard)

This annex provides a summary of all of the ASN.1 type and value definitions for Basic Access Control. The definitions form the ASN.1 module **BasicAccessControl**.

BasicAccessControl {joint-iso-itu-t ds(5) module(1) basicAccessControl(24) 6}

DEFINITIONS ::=

BEGIN

-- EXPORTS All --

-- The types and values defined in this module are exported for use in the other ASN.1 modules contained
-- within the Directory Specifications, and for the use of other applications which will use them to access
-- Directory services. Other applications may use them for their own purposes, but this will not constrain
-- extensions and modifications needed to maintain or improve the Directory service.

IMPORTS

-- from ITU-T Rec. X.501 | ISO/IEC 9594-2

**directoryAbstractService, id-aca, id-acScheme, informationFramework,
selectedAttributeTypes**
FROM UsefulDefinitions {joint-iso-itu-t ds(5) module(1) usefulDefinitions(0) 6}

**ATTRIBUTE, AttributeType, ContextAssertion, DistinguishedName, MATCHING-RULE,
objectIdentifierMatch, Refinement, SubtreeSpecification, SupportedAttributes**
FROM InformationFramework informationFramework

-- from ITU-T Rec. X.511 | ISO/IEC 9594-3

Filter
FROM DirectoryAbstractService directoryAbstractService

-- from ITU-T Rec. X.520 | ISO/IEC 9594-6

**directoryStringFirstComponentMatch, NameAndOptionalUID,
UnboundedDirectoryString, UniqueIdentifier**
FROM SelectedAttributeTypes selectedAttributeTypes ;

accessControlScheme ATTRIBUTE ::= {
WITH SYNTAX OBJECT IDENTIFIER
EQUALITY MATCHING RULE objectIdentifierMatch
SINGLE VALUE TRUE
USAGE directoryOperation
ID id-aca-accessControlScheme }

-- types --

ACItem ::= SEQUENCE {
identificationTag UnboundedDirectoryString,
precedence Precedence,
authenticationLevel AuthenticationLevel,
itemOrUserFirst CHOICE {
itemFirst [0] SEQUENCE {
protectedItems ProtectedItems,
itemPermissions SET OF ItemPermission },
userFirst [1] SEQUENCE {
userClasses UserClasses,
userPermissions SET OF UserPermission } } }

Precedence ::= INTEGER (0..255)

ProtectedItems ::= SEQUENCE {

entry	[0]	NULL	
OPTIONAL, allUserAttributeTypes	[1]	NULL	
OPTIONAL, attributeType	[2]	SET SIZE (1..MAX) OF AttributeType	OPTIONAL,
allAttributeValues	[3]	SET SIZE (1..MAX) OF AttributeType	OPTIONAL,
allUserAttributeTypesAndValues	[4]	NULL	OPTIONAL,
attributeValue	[5]	SET SIZE (1..MAX) OF AttributeTypeAndValue	OPTIONAL,
selfValue	[6]	SET SIZE (1..MAX) OF AttributeType	OPTIONAL,
rangeOfValues	[7]	Filter	OPTIONAL,
maxValueCount	[8]	SET SIZE (1..MAX) OF MaxValueCount	OPTIONAL,
maxImmSub	[9]	INTEGER	OPTIONAL,
restrictedBy	[10]	SET SIZE (1..MAX) OF RestrictedValue	OPTIONAL,
contexts	[11]	SET SIZE (1..MAX) OF ContextAssertion	OPTIONAL,
classes	[12]	Refinement	OPTIONAL

MaxValueCount ::= SEQUENCE {
type AttributeType,
maxCount INTEGER }

RestrictedValue ::= SEQUENCE {
type AttributeType,
valuesIn AttributeType }

UserClasses ::= SEQUENCE {
allUsers [0] NULL OPTIONAL,
thisEntry [1] NULL OPTIONAL,
name [2] SET SIZE (1..MAX) OF NameAndOptionalUID OPTIONAL,
userGroup [3] SET SIZE (1..MAX) OF NameAndOptionalUID OPTIONAL,
-- dn component shall be the name of an
-- entry of **GroupOfUniqueNames**
subtree [4] SET SIZE (1..MAX) OF SubtreeSpecification OPTIONAL }

ItemPermission ::= SEQUENCE {
precedence Precedence OPTIONAL,
-- defaults to precedence in **ACItem**
userClasses UserClasses,
grantsAndDenials GrantsAndDenials }

UserPermission ::= SEQUENCE {
precedence Precedence OPTIONAL,
-- defaults to precedence in **ACItem**
protectedItems ProtectedItems,
grantsAndDenials GrantsAndDenials }

AuthenticationLevel ::= CHOICE {
basicLevels SEQUENCE {
level ENUMERATED { none (0), simple (1), strong (2) },
localQualifier INTEGER OPTIONAL,
signed BOOLEAN DEFAULT FALSE },
other EXTERNAL }

GrantsAndDenials ::= BIT STRING {
-- **permissions** that may be used in conjunction
-- with any component of **ProtectedItems**
grantAdd (0),
denyAdd (1),
grantDiscloseOnError (2),
denyDiscloseOnError (3),
grantRead (4),
denyRead (5),
grantRemove (6),
denyRemove (7),
-- **permissions** that may be used only in conjunction
-- with the **entry** component
grantBrowse (8),
denyBrowse (9),
grantExport (10),
denyExport (11),

```

grantImport          (12),
denyImport           (13),
grantModify          (14),
denyModify           (15),
grantRename          (16),
denyRename           (17),
grantReturnDN        (18),
denyReturnDN         (19),
-- permissions that may be used in conjunction
-- with any component, except entry, of ProtectedItems
grantCompare         (20),
denyCompare          (21),
grantFilterMatch     (22),
denyFilterMatch      (23),
grantInvoke          (24),
denyInvoke           (25) }

```

```

AttributeTypeAndValue ::= SEQUENCE {
    type      ATTRIBUTE.&id ({SupportedAttributes}),
    value     ATTRIBUTE.&Type({SupportedAttributes}@type) }

```

-- attributes --

```

prescriptiveACI ATTRIBUTE ::= {
    WITH SYNTAX
    EQUALITY MATCHING RULE
    USAGE
    ID
    ACItem
    directoryStringFirstComponentMatch
    directoryOperation
    id-aca-prescriptiveACI }

```

```

entryACI ATTRIBUTE ::= {
    WITH SYNTAX
    EQUALITY MATCHING RULE
    USAGE
    ID
    ACItem
    directoryStringFirstComponentMatch
    directoryOperation
    id-aca-entryACI }

```

```

subentryACI ATTRIBUTE ::= {
    WITH SYNTAX
    EQUALITY MATCHING RULE
    USAGE
    ID
    ACItem
    directoryStringFirstComponentMatch
    directoryOperation
    id-aca-subentryACI }

```

-- object identifier assignments --

-- attributes --

```

id-aca-accessControlScheme OBJECT IDENTIFIER ::= { id-aca 1 }
id-aca-prescriptiveACI    OBJECT IDENTIFIER ::= { id-aca 4 }
id-aca-entryACI          OBJECT IDENTIFIER ::= { id-aca 5 }
id-aca-subentryACI       OBJECT IDENTIFIER ::= { id-aca 6 }

```

-- access control schemes

```

basicAccessControlScheme OBJECT IDENTIFIER ::= { id-acScheme 1 }
simplifiedAccessControlScheme OBJECT IDENTIFIER ::= { id-acScheme 2 }
rule-based-access-control OBJECT IDENTIFIER ::= { id-acScheme 3 }
rule-and-basic-access-control OBJECT IDENTIFIER ::= { id-acScheme 4 }
rule-and-simple-access-control OBJECT IDENTIFIER ::= { id-acScheme 5 }

```

END -- BasicAccessControl

Annex F

DSA Operational Attribute Types in ASN.1

(This annex forms an integral part of this Recommendation | International Standard)

This annex includes all of the ASN.1 type and value definitions contained in clauses 23 and 24 in the form of an ASN.1 module, **DSAOperationalAttributeTypes**.

DSAOperationalAttributeTypes {joint-iso-itu-t ds(5) module(1) dsaOperationalAttributeTypes(22) 6}

DEFINITIONS ::=

BEGIN

-- EXPORTS All --

-- The types and values defined in this module are exported for use in the other ASN.1 modules contained
-- within the Directory Specifications, and for the use of other applications which will use them to access
-- Directory services. Other applications may use them for their own purposes, but this will not constrain
-- extensions and modifications needed to maintain or improve the Directory service.

IMPORTS

-- from ITU-T Rec. X.501 | ISO/IEC 9594-2

**distributedOperations, id-doa, id-kmr, informationFramework, opBindingManagement,
selectedAttributeTypes**

FROM UsefulDefinitions {joint-iso-itu-t ds(5) module(1) usefulDefinitions(0) 6}

ATTRIBUTE, MATCHING-RULE, Name

FROM InformationFramework informationFramework

OperationalBindingID

FROM OperationalBindingManagement opBindingManagement

-- from ITU-T Rec. X.518 | ISO/IEC 9594-4

AccessPoint, DitBridgeKnowledge, MasterAndShadowAccessPoints

FROM DistributedOperations distributedOperations

-- from ITU-T Rec. X.520 | ISO/IEC 9594-6

bitStringMatch, directoryStringFirstComponentMatch

FROM SelectedAttributeTypes selectedAttributeTypes ;

dseType ATTRIBUTE ::= {

WITH SYNTAX

EQUALITY MATCHING-RULE

SINGLE VALUE

NO USER MODIFICATION

USAGE

ID

DSEType

bitStringMatch

TRUE

TRUE

dSAOperation

id-doa-dseType }

DSEType ::= BIT STRING {

root	(0),	-- root DSE --
glue	(1),	-- represents knowledge of a name only --
cp	(2),	-- context prefix --
entry	(3),	-- object entry --
alias	(4),	-- alias entry --
subr	(5),	-- subordinate reference --
nssr	(6),	-- non-specific subordinate reference --
supr	(7),	-- superior reference --
xr	(8),	-- cross reference --
admPoint	(9),	-- administrative point --
subentry	(10),	-- subentry --
shadow	(11),	-- shadow copy --
immSupr	(13),	-- immediate superior reference --
rhob	(14),	-- rhob information --
sa	(15),	-- subordinate reference to alias entry --
dsSubentry	(16),	-- DSA Specific subentry --

familyMember (17), -- family member --
ditBridge (18), -- DIT bridge reference --
writeableCopy (19) } -- writeable copy --

myAccessPoint ATTRIBUTE ::= {
WITH SYNTAX AccessPoint
EQUALITY MATCHING RULE accessPointMatch
SINGLE VALUE TRUE
NO USER MODIFICATION TRUE
USAGE dSAOperation
ID id-doa-myAccessPoint }

superiorKnowledge ATTRIBUTE ::= {
WITH SYNTAX AccessPoint
EQUALITY MATCHING RULE accessPointMatch
NO USER MODIFICATION TRUE
USAGE dSAOperation
ID id-doa-superiorKnowledge }

specificKnowledge ATTRIBUTE ::= {
WITH SYNTAX MasterAndShadowAccessPoints
EQUALITY MATCHING RULE masterAndShadowAccessPointsMatch
SINGLE VALUE TRUE
NO USER MODIFICATION TRUE
USAGE distributedOperation
ID id-doa-specificKnowledge }

nonSpecificKnowledge ATTRIBUTE ::= {
WITH SYNTAX MasterAndShadowAccessPoints
EQUALITY MATCHING RULE masterAndShadowAccessPointsMatch
NO USER MODIFICATION TRUE
USAGE distributedOperation
ID id-doa-nonSpecificKnowledge }

SupplierOrConsumer ::= SET {
COMPONENTS OF AccessPoint, -- supplier or consumer --
agreementID [3] OperationalBindingID }

SupplierInformation ::= SET {
COMPONENTS OF SupplierOrConsumer, -- supplier --
supplier-is-master [4] BOOLEAN DEFAULT TRUE,
non-supplying-master [5] AccessPoint OPTIONAL }

supplierKnowledge ATTRIBUTE ::= {
WITH SYNTAX SupplierInformation
EQUALITY MATCHING RULE supplierOrConsumerInformationMatch
NO USER MODIFICATION TRUE
USAGE dSAOperation
ID id-doa-supplierKnowledge }

ConsumerInformation ::= SupplierOrConsumer -- consumer --

consumerKnowledge ATTRIBUTE ::= {
WITH SYNTAX ConsumerInformation
EQUALITY MATCHING RULE supplierOrConsumerInformationMatch
NO USER MODIFICATION TRUE
USAGE dSAOperation
ID id-doa-consumerKnowledge }

SupplierAndConsumers ::= SET {
COMPONENTS OF AccessPoint, -- supplier --
consumers [3] SET OF AccessPoint }

secondaryShadows ATTRIBUTE ::= {
WITH SYNTAX SupplierAndConsumers
EQUALITY MATCHING RULE supplierAndConsumersMatch
NO USER MODIFICATION TRUE
USAGE dSAOperation
ID id-doa-secondaryShadows }

```
ditBridgeKnowledge ATTRIBUTE ::= {
    WITH SYNTAX                DitBridgeKnowledge
    EQUALITY MATCHING RULE     directoryStringFirstComponentMatch
    NO USER MODIFICATION      TRUE
    USAGE                       dSAOperation
    ID                          id-doa-ditBridgeKnowledge }
```

-- matching rules --

```
accessPointMatch MATCHING-RULE ::= {
    SYNTAX      Name
    ID          id-kmr-accessPointMatch }
```

```
masterAndShadowAccessPointsMatch MATCHING-RULE ::= {
    SYNTAX      SET OF Name
    ID          id-kmr-masterShadowMatch }
```

```
supplierOrConsumerInformationMatch MATCHING-RULE ::= {
    SYNTAX      SET {
        ae-title           [0] Name,
        agreement-identifier [2] INTEGER }
    ID          id-kmr-supplierConsumerMatch }
```

```
supplierAndConsumersMatch MATCHING-RULE ::= {
    SYNTAX      Name
    ID          id-kmr-supplierConsumersMatch }
```

-- object identifier assignments --

-- dsa operational attributes --

```
id-doa-dseType           OBJECT IDENTIFIER ::= {id-doa 0}
id-doa-myAccessPoint     OBJECT IDENTIFIER ::= {id-doa 1}
id-doa-superiorKnowledge OBJECT IDENTIFIER ::= {id-doa 2}
id-doa-specificKnowledge OBJECT IDENTIFIER ::= {id-doa 3}
id-doa-nonSpecificKnowledge OBJECT IDENTIFIER ::= {id-doa 4}
id-doa-supplierKnowledge OBJECT IDENTIFIER ::= {id-doa 5}
id-doa-consumerKnowledge OBJECT IDENTIFIER ::= {id-doa 6}
id-doa-secondaryShadows OBJECT IDENTIFIER ::= {id-doa 7}
id-doa-ditBridgeKnowledge OBJECT IDENTIFIER ::= {id-doa 8}
```

-- knowledge matching rules --

```
id-kmr-accessPointMatch OBJECT IDENTIFIER ::= {id-kmr 0}
id-kmr-masterShadowMatch OBJECT IDENTIFIER ::= {id-kmr 1}
id-kmr-supplierConsumerMatch OBJECT IDENTIFIER ::= {id-kmr 2}
id-kmr-supplierConsumersMatch OBJECT IDENTIFIER ::= {id-kmr 3}
```

END -- DSAOperationalAttributeTypes

STANDARD.SIC.COM : CITE TO GET THE FULL PDF OF ISO/IEC 9594-2:2008

Annex G

Operational Binding Management in ASN.1

(This annex forms an integral part of this Recommendation | International Standard)

This annex includes all of the ASN.1 type, value and information object class definitions regarding Operational Bindings relevant to this Directory Specification in the form of the ASN.1 module **OperationalBindingManagement**.

OperationalBindingManagement {joint-iso-itu-t ds(5) module(1) opBindingManagement(18) 6}

DEFINITIONS ::=

BEGIN

-- EXPORTS All --

-- The types and values defined in this module are exported for use in the other ASN.1 modules contained
-- within the Directory Specifications, and for the use of other applications which will use them to access
-- Directory services. Other applications may use them for their own purposes, but this will not constrain
-- extensions and modifications needed to maintain or improve the Directory service.

IMPORTS

-- from ITU-T Rec. X.501 | ISO/IEC 9594-2

**directoryAbstractService, directoryShadowAbstractService, distributedOperations,
directoryOSIProtocols, enhancedSecurity, hierarchicalOperationalBindings,
commonProtocolSpecification**
FROM UsefulDefinitions {joint-iso-itu-t ds(5) module(1) usefulDefinitions(0) 6}

OPTIONALLY-PROTECTED-SEQ
FROM EnhancedSecurity enhancedSecurity

hierarchicalOperationalBinding, nonSpecificHierarchicalOperationalBinding
FROM HierarchicalOperationalBindings hierarchicalOperationalBindings

-- from ITU-T Rec. X.511 | ISO/IEC 9594-3

CommonResultsSeq, directoryBind, securityError, SecurityParameters
FROM DirectoryAbstractService directoryAbstractService

-- from ITU-T Rec. X.518 | ISO/IEC 9594-4

AccessPoint
FROM DistributedOperations distributedOperations

-- from ITU-T Rec. X.519 | ISO/IEC 9594-5

**id-err-operationalBindingError, id-op-establishOperationalBinding,
id-op-modifyOperationalBinding, id-op-terminateOperationalBinding,
OPERATION, ERROR**
FROM CommonProtocolSpecification commonProtocolSpecification

APPLICATION-CONTEXT
FROM DirectoryOSIProtocols directoryOSIProtocols

-- from ITU-T Rec. X.525 | ISO/IEC 9594-9

shadowOperationalBinding
FROM DirectoryShadowAbstractService directoryShadowAbstractService ;

-- bind and unbind --

dSAOperationalBindingManagementBind OPERATION ::= directoryBind

OPERATIONAL-BINDING ::= CLASS {
 &Agreement,
 &Cooperation **OP-BINDING-COOP,**
 &both **OP-BIND-ROLE OPTIONAL,**
 &roleA **OP-BIND-ROLE OPTIONAL,**

```

    &roleB
    &id
WITH SYNTAX {
    AGREEMENT
    APPLICATION CONTEXTS
    [ SYMMETRIC
    [ ASYMMETRIC
        [ ROLE-A
        [ ROLE-B
    ID
    OP-BIND-ROLE OPTIONAL,
    OBJECT IDENTIFIER UNIQUE }
    &Agreement
    &Cooperation
    &both ]
    &roleA ]
    &roleB ] ]
    &id }

```

```

OP-BINDING-COOP ::= CLASS {
    &applContext APPLICATION-CONTEXT,
    &Operations OPERATION OPTIONAL }
WITH SYNTAX {
    &applContext
    [ APPLIES TO &Operations ] }

```

```

OP-BIND-ROLE ::= CLASS {
    &establish BOOLEAN DEFAULT FALSE,
    &EstablishParam OPTIONAL,
    &modify BOOLEAN DEFAULT FALSE,
    &ModifyParam OPTIONAL,
    &terminate BOOLEAN DEFAULT FALSE,
    &TerminateParam OPTIONAL }
WITH SYNTAX {
    [ ESTABLISHMENT-INITIATOR &establish ]
    [ ESTABLISHMENT-PARAMETER &EstablishParam ]
    [ MODIFICATION-INITIATOR &modify ]
    [ MODIFICATION-PARAMETER &ModifyParam ]
    [ TERMINATION-INITIATOR &terminate ]
    [ TERMINATION-PARAMETER &TerminateParam ] }

```

-- operations, arguments and results --

```

establishOperationalBinding OPERATION ::= {
    ARGUMENT EstablishOperationalBindingArgument
    RESULT EstablishOperationalBindingResult
    ERRORS {operationalBindingError | securityError}
    CODE id-op-establishOperationalBinding }

```

```

EstablishOperationalBindingArgument ::= OPTIONALLY-PROTECTED-SEQ { SEQUENCE {
    bindingType [0] OPERATIONAL-BINDING.&id ({OpBindingSet}),
    bindingID [1] OperationalBindingID OPTIONAL,
    accessPoint [2] AccessPoint,
    -- symmetric, Role A initiates, or Role B initiates --
    initiator CHOICE {
        symmetric [3] OPERATIONAL-BINDING.&both.&EstablishParam
            ({OpBindingSet}{@bindingType}),
        roleA-initiates [4] OPERATIONAL-BINDING.&roleA.&EstablishParam
            ({OpBindingSet}{@bindingType}),
        roleB-initiates [5] OPERATIONAL-BINDING.&roleB.&EstablishParam
            ({OpBindingSet}{@bindingType}) } OPTIONAL,
    agreement [6] OPERATIONAL-BINDING.&Agreement
            ({OpBindingSet}{@bindingType}),
    valid [7] Validity DEFAULT { },
    securityParameters [8] SecurityParameters OPTIONAL } }

```

```

OpBindingSet OPERATIONAL-BINDING ::= {
    shadowOperationalBinding |
    hierarchicalOperationalBinding |
    nonSpecificHierarchicalOperationalBinding }

```

```

OperationalBindingID ::= SEQUENCE {
    identifier INTEGER,
    version INTEGER }

```

```

Validity ::= SEQUENCE {
    validFrom [0] CHOICE {
        now [0] NULL,

```

```

    time [1] Time } DEFAULT now : NULL,
validUntil [1] CHOICE {
    explicitTermination [0] NULL,
    time [1] Time } DEFAULT explicitTermination : NULL }

```

```

Time ::= CHOICE {
    utcTime UTCTime,
    generalizedTime GeneralizedTime }

```

```

EstablishOperationalBindingResult ::= OPTIONALLY-PROTECTED-SEQ { SEQUENCE {
    bindingType [0] OPERATIONAL-BINDING.&id ({OpBindingSet}),
    bindingID [1] OperationalBindingID OPTIONAL,
    accessPoint [2] AccessPoint,
    -- symmetric, Role A replies, or Role B replies --
    initiator CHOICE {
        symmetric [3] OPERATIONAL-BINDING.&both.&EstablishParam
            ({OpBindingSet}@bindingType),
        roleA-replies [4] OPERATIONAL-BINDING.&roleA.&EstablishParam
            ({OpBindingSet}@bindingType),
        roleB-replies [5] OPERATIONAL-BINDING.&roleB.&EstablishParam
            ({OpBindingSet}@bindingType) } OPTIONAL,
    COMPONENTS OF CommonResultsSeq } }

```

```

modifyOperationalBinding OPERATION ::= {
    ARGUMENT ModifyOperationalBindingArgument
    RESULT ModifyOperationalBindingResult
    ERRORS { operationalBindingError | securityError }
    CODE id-op-modifyOperationalBinding }

```

```

ModifyOperationalBindingArgument ::= OPTIONALLY-PROTECTED-SEQ { SEQUENCE {
    bindingType [0] OPERATIONAL-BINDING.&id ({OpBindingSet}),
    bindingID [1] OperationalBindingID,
    accessPoint [2] AccessPoint OPTIONAL,
    -- symmetric, Role A initiates, or Role B initiates --
    initiator CHOICE {
        symmetric [3] OPERATIONAL-BINDING.&both.&ModifyParam
            ({OpBindingSet}@bindingType),
        roleA-initiates [4] OPERATIONAL-BINDING.&roleA.&ModifyParam
            ({OpBindingSet}@bindingType),
        roleB-initiates [5] OPERATIONAL-BINDING.&roleB.&ModifyParam
            ({OpBindingSet}@bindingType) } OPTIONAL,
    newBindingID [6] OperationalBindingID,
    newAgreement [7] OPERATIONAL-BINDING.&Agreement
            ({OpBindingSet}@bindingType) OPTIONAL,
    valid [8] Validity OPTIONAL,
    securityParameters [9] SecurityParameters OPTIONAL } }

```

```

ModifyOperationalBindingResult ::= CHOICE {
    null [0] NULL,
    protected [1] OPTIONALLY-PROTECTED-SEQ { SEQUENCE {
        newBindingID OperationalBindingID,
        bindingType OPERATIONAL-BINDING.&id ({OpBindingSet}),
        newAgreement OPERATIONAL-BINDING.&Agreement
            ({OpBindingSet}@bindingType),
        valid Validity OPTIONAL,
        COMPONENTS OF CommonResultsSeq } } }

```

```

terminateOperationalBinding OPERATION ::= {
    ARGUMENT TerminateOperationalBindingArgument
    RESULT TerminateOperationalBindingResult
    ERRORS { operationalBindingError | securityError }
    CODE id-op-terminateOperationalBinding }

```

```

TerminateOperationalBindingArgument ::= OPTIONALLY-PROTECTED-SEQ { SEQUENCE {
    bindingType [0] OPERATIONAL-BINDING.&id ({OpBindingSet}),
    bindingID [1] OperationalBindingID,
    -- symmetric, Role A initiates, or Role B initiates --
    initiator CHOICE {
        symmetric [2] OPERATIONAL-BINDING.&both.&TerminateParam
            ({OpBindingSet}@bindingType),

```

```

        roleA-initiates          [3]  OPERATIONAL-BINDING.&roleA.&TerminateParam
                                   ({OpBindingSet}{@bindingType}),
        roleB-initiates          [4]  OPERATIONAL-BINDING.&roleB.&TerminateParam
                                   ({OpBindingSet}{@bindingType}) } OPTIONAL,
        terminateAt              [5]  Time OPTIONAL,
        securityParameters       [6]  SecurityParameters OPTIONAL } }
    
```

TerminateOperationalBindingResult ::= CHOICE {

```

        null                    [0]  NULL,
        protected               [1]  OPTIONALLY-PROTECTED-SEQ { SEQUENCE {
            bindingID            OperationalBindingID,
            bindingType          OPERATIONAL-BINDING.&id ({OpBindingSet}),
            terminateAt          GeneralizedTime OPTIONAL,
            COMPONENTS OF CommonResultsSeq } } }
    
```

-- errors and parameters --

operationalBindingError ERROR ::= {

```

        PARAMETER              OPTIONALLY-PROTECTED-SEQ { OpBindingErrorParam }
        CODE                    id-err-operationalBindingError }
    
```

OpBindingErrorParam ::= SEQUENCE {

```

        problem                 [0]  ENUMERATED {
            invalidID            (0),
            duplicateID          (1),
            unsupportedBindingType (2),
            notAllowedForRole    (3),
            parametersMissing    (4),
            roleAssignment        (5),
            invalidStartTime     (6),
            invalidEndTime       (7),
            invalidAgreement     (8),
            currentlyNotDecidable (9),
            modificationNotAllowed (10) },
        bindingType             [1]  OPERATIONAL-BINDING.&id ({OpBindingSet}) OPTIONAL,
        agreementProposal       [2]  OPERATIONAL-BINDING.&Agreement
                                   ({OpBindingSet}{@bindingType}) OPTIONAL,
        retryAt                 [3]  Time OPTIONAL,
        COMPONENTS OF CommonResultsSeq }
    
```

END -- OperationalBindingManagement

STANDARDSISO.COM : Click to view Full PDF of ISO/IEC 9594-2:2008

Annex H

Enhanced security

(This annex forms an integral part of this Recommendation | International Standard)

This module is known to contain invalid specifications. Part of this module is therefore deprecated. The deprecated part is indicated by ASN.1 comment items. A future edition will either remove the deprecated specifications or provide updated specifications.

EnhancedSecurity {joint-iso-itu-t ds(5) modules(1) enhancedSecurity(28) 6}

DEFINITIONS IMPLICIT TAGS ::=

BEGIN

-- EXPORTS All --

IMPORTS

-- from ITU-T Rec. X.501 | ISO/IEC 9594-2

authenticationFramework, basicAccessControl, certificateExtensions, id-at, id-avc, id-mr,
id-oc, informationFramework

FROM UsefulDefinitions { joint-iso-itu-t ds(5) module(1) usefulDefinitions(0) 6}

Attribute{}, ATTRIBUTE, AttributeType, Context, CONTEXT, MATCHING-RULE, Name,
OBJECT-CLASS, objectIdentifierMatch, SupportedAttributes, top

FROM InformationFramework informationFramework

AttributeTypeAndValue

FROM BasicAccessControl basicAccessControl

-- from ITU-T Rec. X.509 | ISO/IEC 9594-8

CertificateSerialNumber, HASH{}, SIGNED{}

FROM AuthenticationFramework authenticationFramework

GeneralName, KeyIdentifier

FROM CertificateExtensions certificateExtensions ;

OPTIONALLY-PROTECTED { Type } ::= CHOICE {

unsigned Type,
signed SIGNED {Type} }

OPTIONALLY-PROTECTED-SEQ { Type } ::= CHOICE {

unsigned Type,
signed [0] SIGNED { Type } }

attributeValueSecurityLabelContext CONTEXT ::= {

WITH SYNTAX SignedSecurityLabel -- At most one security label context can be assigned to an
-- attribute value

ID id-avc-attributeValueSecurityLabelContext }

SignedSecurityLabel ::= SIGNED { SignedSecurityLabelContent }

SignedSecurityLabelContent ::= SEQUENCE {

attHash HASH {AttributeTypeAndValue},
issuer Name OPTIONAL, -- name of labelling authority
keyIdentifier KeyIdentifier OPTIONAL,
securityLabel SecurityLabel }

SecurityLabel ::= SET {

security-policy-identifier SecurityPolicyIdentifier OPTIONAL,
security-classification SecurityClassification OPTIONAL,
privacy-mark PrivacyMark OPTIONAL,
security-categories SecurityCategories OPTIONAL }

(ALL EXCEPT ({-- none, at least one component shall be present -- }))

SecurityPolicyIdentifier ::= OBJECT IDENTIFIER

SecurityClassification ::= INTEGER {
 unmarked (0),
 unclassified (1),
 restricted (2),
 confidential (3),
 secret (4),
 top-secret (5) }

PrivacyMark ::= PrintableString (SIZE (1..MAX))

SecurityCategories ::= SET SIZE (1..MAX) OF SecurityCategory

clearance ATTRIBUTE ::= {
 WITH SYNTAX Clearance
 ID id-at-clearance }

Clearance ::= SEQUENCE {
 policyId OBJECT IDENTIFIER,
 classList ClassList DEFAULT {unclassified},
 securityCategories SET SIZE (1..MAX) OF SecurityCategory OPTIONAL }

ClassList ::= BIT STRING {
 unmarked (0),
 unclassified (1),
 restricted (2),
 confidential (3),
 secret (4),
 topSecret (5) }

SecurityCategory ::= SEQUENCE {
 type [0] SECURITY-CATEGORY.&id ({SecurityCategoriesTable}),
 value [1] EXPLICIT SECURITY-CATEGORY &Type ({SecurityCategoriesTable} {@type}) }

SECURITY-CATEGORY ::= TYPE-IDENTIFIER

SecurityCategoriesTable SECURITY-CATEGORY ::= { ... }

attributeIntegrityInfo ATTRIBUTE ::= {
 WITH SYNTAX AttributeIntegrityInfo
 SINGLE VALUE TRUE
 ID id-at-attributeIntegrityInfo }

AttributeIntegrityInfo ::= SIGNED { AttributeIntegrityInfoContent }

AttributeIntegrityInfoContent ::= SEQUENCE {
 scope Scope, -- Identifies the attributes protected
 signer Signer OPTIONAL, -- Authority or data originators name
 attribsHash AttribsHash } -- Hash value of protected attributes

Signer ::= CHOICE {
 thisEntry [0] EXPLICIT ThisEntry,
 thirdParty [1] SpecificallyIdentified }

ThisEntry ::= CHOICE {
 onlyOne NULL,
 specific IssuerAndSerialNumber }

IssuerAndSerialNumber ::= SEQUENCE {
 issuer Name,
 serial CertificateSerialNumber }

SpecificallyIdentified ::= SEQUENCE {
 name GeneralName,
 issuer GeneralName OPTIONAL,
 serial CertificateSerialNumber OPTIONAL }
 (WITH COMPONENTS { ..., issuer PRESENT, serial PRESENT } |
 (WITH COMPONENTS { ..., issuer ABSENT, serial ABSENT }))

```

Scope ::= CHOICE {
  wholeEntry      [0]  NULL,          -- Signature protects all attribute values in this entry
  selectedTypes  [1]  SelectedTypes
                -- Signature protects all attribute values of the selected attribute types
}

```

```

SelectedTypes ::= SEQUENCE SIZE (1..MAX) OF AttributeType

```

```

AttribsHash ::= HASH { HashedAttributes }

```

```

HashedAttributes ::= SEQUENCE SIZE (1..MAX) OF Attribute{{SupportedAttributes}}
                -- Attribute type and values with associated context values for the selected Scope

```

```

integrityInfo OBJECT-CLASS ::= {
  SUBCLASS OF      { top }
  KIND              auxiliary
  MUST CONTAIN     { attributeIntegrityInfo }
  ID                id-oc-integrityInfo }

```

```

attributeValueIntegrityInfoContext CONTEXT ::= {
  WITH SYNTAX      AttributeValueIntegrityInfo
  ID                id-avc-attributeValueIntegrityInfoContext }

```

```

AttributeValueIntegrityInfo ::= SIGNED { AttributeValueIntegrityInfoContent }

```

```

AttributeValueIntegrityInfoContent ::= SEQUENCE {
  Signer           SignerOPTIONAL, -- Authority or data originators name
  aVlHash          AVlHash }       -- Hash value of protected attribute

```

```

AVlHash ::= HASH { AttributeTypeValueContexts }
        -- Attribute type and value with associated context values

```

```

AttributeTypeValueContexts ::= SEQUENCE {
  type             ATTRIBUTE.&id ({SupportedAttributes}),
  value            ATTRIBUTE.&Type ({SupportedAttributes}{@type}),
  contextList      SET SIZE (1..MAX) OF Context OPTIONAL }

```

-- Object identifier assignments --

-- object classes --

```

id-oc-integrityInfo OBJECT IDENTIFIER ::= {id-oc 40}

```

-- attributes --

```

id-at-clearance OBJECT IDENTIFIER ::= {id-at 55}

```

```

-- id-at-defaultDirQop OBJECT IDENTIFIER ::= {id-at 56}

```

```

id-at-attributeIntegrityInfo OBJECT IDENTIFIER ::= {id-at 57}

```

```

-- id-at-confKeyInfo OBJECT IDENTIFIER ::= {id-at 60}

```

-- matching rules --

```

-- id-mr-readerAndKeyIDMatch OBJECT IDENTIFIER ::= {id-mr 43}

```

-- contexts --

```

id-avc-attributeValueSecurityLabelContext OBJECT IDENTIFIER ::= {id-avc 3}

```

```

id-avc-attributeValueIntegrityInfoContext OBJECT IDENTIFIER ::= {id-avc 4}

```

END -- EnhancedSecurity