

# INTERNATIONAL STANDARD 2575

INTERNATIONAL ORGANIZATION FOR STANDARDIZATION • МЕЖДУНАРОДНАЯ ОРГАНИЗАЦИЯ ПО СТАНДАРТИЗАЦИИ • ORGANISATION INTERNATIONALE DE NORMALISATION

## Road vehicles — Symbols for controls, indicators and tell-tales

*Véhicules routiers — Symboles pour les commandes, indicateurs et témoins*

Second edition — 1976-05-01

STANDARDSISO.COM : Click to view the full PDF of ISO 2575:1976

UDC 629.113 : 003.62

Ref. No. ISO 2575-1976 (E)

**Descriptors** : automobiles, motor vehicles, control equipment, warning systems, symbols.

Price based on 4 pages

## FOREWORD

ISO (the International Organization for Standardization) is a worldwide federation of national standards institutes (ISO Member Bodies). The work of developing International Standards is carried out through ISO Technical Committees. Every Member Body interested in a subject for which a Technical Committee has been set up has the right to be represented on that Committee. International organizations, governmental and non-governmental, in liaison with ISO, also take part in the work.

Draft International Standards adopted by the Technical Committees are circulated to the Member Bodies for approval before their acceptance as International Standards by the ISO Council.

International Standard ISO 2575, second edition, was drawn up by Technical Committee ISO/TC 22, *Road vehicles*. It results from the incorporation into one single document of International Standards ISO 2575/I-1973, ISO 2575/II-1975, 2575/III-1975, and Amendments 1 and 2 to ISO 2575/I.

These documents were circulated to the Member Bodies in July 1972 (ISO 2575/I), November 1973 (ISO 2575/II), October 1974 (ISO 2575/III), December 1973 (ISO 2575/I/Amendment 1) and February 1975 (ISO 2575/I/Amendment 2, submitted as Addendum 2).

The combined document has been approved by the Member Bodies of the following countries :

Belgium	Iran	South Africa, Rep. of
Brazil	Ireland	Spain
Bulgaria	Italy	Sweden
Canada	Japan	Switzerland
Chile	Mexico	Thailand
Czechoslovakia	Netherlands	Turkey
Egypt, Arab Rep. of	New Zealand	United Kingdom
Finland	Poland	U.S.A.
France	Portugal	U.S.S.R.
Hungary	Romania	Yugoslavia

The Member Bodies of the following countries expressed disapproval of the document on technical grounds :

Australia  
Germany

This second edition cancels and replaces International Standards ISO 2575 parts I to III and Amendments 1 and 2 to part I.

# Road vehicles — Symbols for controls, indicators and tell-tales

## 1 SCOPE

This International Standard specifies the symbols, i.e. conventional signs, with which certain controls, indicators and tell-tales of a road vehicle are to be provided in order to ensure their identification and facilitate their utilization.<sup>1)</sup>

It also indicates the colours of possible optical tell-tales which warn the driver of the operation or malfunctioning of the devices and equipment connected to the corresponding controls.

## 2 FIELD OF APPLICATION

This International Standard is applicable to those controls which are fitted on the instrument panel, or in the immediate vicinity of the driver.

## 3 GENERAL

**3.1** The symbols shall be as given in clause 4, except for deviations necessary to reproduce an accurate representation to the driver's line of sight.

**3.2** If, in a symbol, a vehicle or parts of a vehicle are shown in a side view, a vehicle driving from right to left shall be assumed.

**3.3** Symbols on controls and tell-tales shall contrast well with their background (preferably light symbol on dark background).

**3.4** The symbols and tell-tales shall be recognizable by the driver from his seated position.

**3.5** Focused light shall be represented by parallel rays and diffuse light by divergent rays.

**3.6** If colour is used on heating and cooling systems, the colour red shall be used to indicate hot and the colour blue to indicate cold.

**3.7** When the following colours are used on the optical tell-tales, they shall have the meanings indicated below :

Red : Danger

Yellow<sup>2)</sup> : Caution










Green : Safe

(Blue shall be used only for the driving light tell-tales.)

1) Prints of these symbols for reproduction purposes may be obtained from the ISO Central Secretariat.

2) The colour yellow includes amber.







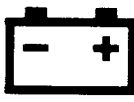



## 4 DESIGNATION AND ILLUSTRATION OF SYMBOLS

No.	Control, indicator or tell-tale designation	Symbol	Additional specifications
4.1	Upper beam <sup>1)</sup>	3) 	Steady blue tell-tale
4.2	Lower beam <sup>1)</sup>	3) 	
4.3	Turn signals	3)4) 	Flashing green light(s)
4.4	Hazard warning <sup>2)</sup>	3) 	Simultaneous operation of both green turn signal tell-tales, or separate red signal
4.5	Windshield wiper		
4.6	Windshield washer		
4.7	Windshield wiper and washer		
4.8	Ventilating fan		
4.9	Parking lights		








2) This symbol applies only to the control and to the separate red tell-tale.

3) Framed areas of this symbol may be solid.

4) It is permissible to separate the left and right arrows.

No.	Control, indicator or tell-tale designation	Symbol	Additional specifications
4.10 <sup>1)</sup>	Front hood (bonnet)		
4.11 <sup>1)</sup>	Rear hood (boot)		
4.12	Choke (cold starting aid)		
4.13	Horn		
4.14	Fuel		
4.15	Engine coolant temperature		
4.16	Battery charging condition		
4.17	Engine oil		
4.18	Seat belt		
4.19	Headlamp cleaner		

1) The dark part of this symbol may be replaced by its outline, in which case the portion shown here as white will be entirely in a dark colour.

No.	Control, indicator or tell-tale designation	Symbol	Additional specifications
4.20	Lighter		
4.21	Front fog light <sup>1)</sup>		
4.22	Rear fog light <sup>1)</sup>	 	
4.23	Master lighting switch		
4.24	Windscreen demisting and defrosting		
4.25	Rear window demisting and defrosting		

1) If one control is used for both front and rear fog lights, the symbol used shall be the one designated “front fog light”.



Published 1976-08-01

INTERNATIONAL ORGANIZATION FOR STANDARDIZATION • МЕЖДУНАРОДНАЯ ОРГАНИЗАЦИЯ ПО СТАНДАРТИЗАЦИИ • ORGANISATION INTERNATIONALE DE NORMALISATION

**Road vehicles — Symbols for controls, indicators and tell-tales**

Second edition — 1976-05-01

**ERRATUM**

Page 4, No. 4.22

Rotate the symbol through 180°.



Published 1977-02-15

INTERNATIONAL ORGANIZATION FOR STANDARDIZATION • МЕЖДУНАРОДНАЯ ОРГАНИЗАЦИЯ ПО СТАНДАРТИЗАЦИИ • ORGANISATION INTERNATIONALE DE NORMALISATION

**Road vehicles — Symbols for controls, indicators and tell-tales**

**ERRATUM**

Page 2

Add the following footnote, which was unintentionally omitted when reprinting ISO 2575/1-1973 as part of ISO 2575-1976 :

"1) The control operating the upper beam and the lower beam alternately may include two symbols, one for each of the positions : upper beam; lower beam."

STANDARDSISO.COM : Click to view the full PDF of ISO 2575:1976